

design 2022





**00**  
Trasparente  
Clear  
Transparent  
Klar  
Transparente  
Прозрачный



**01**  
Bianco  
White  
Blanc  
Weiss  
Blanco  
Белый



**02**  
Nero  
Black  
Noir  
Schwarz  
Negro  
Черный




**03**  
Grigio  
Grey  
Gris  
Grau  
Gris  
Серый




**05**  
Rosso  
Red  
Rouge  
Rot  
Rojo  
Красный




**06**  
Verde  
Green  
Vert  
Grün  
Verte  
Зеленый



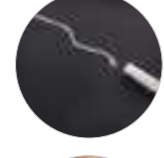
**09**  
Arancione  
Orange  
Orange  
Orange  
Naranja  
Оранжевый



**10**  
Azzurro  
Light blue  
Bleu ciel  
Hellblau  
Azul claro  
Голубой



**11**  
Rosa  
Pink  
Rose  
Rose  
Rosa  
Пинк



**14**  
Lavagna  
Blackboard  
Tableau noir  
Kreidetafel  
Pizarra  
классная доска




**21**  
Dorato lucido  
Shiny Golded  
Doré brillant  
Glänzendes Gold  
Daurado brillante  
Позолоченный




**23**  
Alluminio satinato  
Satin aluminum  
Aluminium satiné  
Satin Aluminium  
Aluminio satinado  
Атласный алюминий




**24**  
Cromo nero  
Black chrome  
Chrome noir  
Schwarzes Chrom  
Cromo negro  
Черный хром




**25**  
Dorato Satinato  
Golded Satin  
Doré satiné  
Satin gold  
Dourado Mate  
атласное золото




**28**  
Foglia rame  
Copper leaf  
Feuille d'or  
Blattgold  
Hoja de cobre  
Сусальное золото




**29**  
Foglia oro  
Gold leaf  
Feuille d'or  
Blattgold  
Hoja de oro  
Сусальное золото




**30**  
Foglia argento  
Silver leaf  
Feuille d'argent  
Blatt silver  
hoja de plata  
сусальное серебро




**31**  
Cromato  
Chromed  
Chromé  
Verchromt  
Cromado  
Хромированный



**32**  
Nickel satinato  
Nickel mat  
Nickel satiné  
Nickelmatt  
Niquel mate  
Матовый никель



**33**  
Acciaio satinato  
Matt-steel  
Acier satiné  
Mattedelstahl  
Acero mate  
Матовая сталь



**34**  
Verniciato corten  
Painted corten finishing  
Finition corten  
Rost lackierung corten-effekt  
Barnizado acabado corten  
Окрашенный в  
ржаво-коричневый цвет




**35**  
Verniciato sabbia  
Painted sand finishing  
Finition sable  
Sandfarbe  
Barnizado arena  
Песок



**36**  
Tessuto nero  
Black cloth  
Tissu noir  
Schwarz Stoff  
Tejido negro  
Черной ткани



**37**  
Tessuto grigio perla  
Pearl grey cloth  
Tissu gris perle  
Perlgrau Stoff  
Tejido gris perla  
Серой ткани



**38**  
Ramato lucido  
Shiny copper  
Cuivre brillant  
Glänzendes kupfer  
Cobre brillante  
Яркая меди



**39**  
Verniciato antracite  
Painted Anthracite finishing  
Finition Anthracite  
Anthrazit farbe  
Barnizado acabado Antracita  
Антрацит окрашен



**45**  
Alluminio anodizzato  
Aluminium anodized  
Aluminium anodisé  
Aluminium eloxiert  
Aluminio anodizado  
Анодированный алюминий



**56**  
Specchio  
Mirror  
Miroir  
Spiegel  
Espejo  
Зеркало



**57**  
Vetro bianco  
White glass  
Verre blanc  
Weisses Glas  
Vidrio blanco  
Белое стекло



**85**  
Verniciato argento  
Painted silver finishing  
Finition d'argent  
Silber lackiert  
Barnizado plateada  
Крашеное серебро




**86**  
Verniciato oro  
Painted gold finishing  
Finition d'or  
Gemaltes Gold  
Barnizado dorada  
Окрашенные золото



**87**  
Verniciato rame  
Painted copper finishing  
Finition en cuivre  
Lackiertes Kupfer  
Barnizado de cobre  
Окрашенные золото



**88**  
Verniciato bronzo  
Painted bronze finishing  
Finition en bronze  
Bronze lackiert  
Barnizado de bronce  
Бронзовое украшение





**LA NOSTRA MISSIONE: MADE IN ITALY**

Da sempre l'Italia è la culla della creatività. Know-how e stile italiano sono identificati e apprezzati ovunque, tanto che il marchio Made in Italy ha sempre costituito un valore aggiunto ricercato in tutto il mondo.


Il prodotto italiano può essere immediatamente riconosciuto grazie ai dettagli, all'attenzione e ai valori estetici che sono da sempre il nostro biglietto da visita. Sulla scia di questa grande tradizione, dal 1978 EGOLUCE crea prodotti 100% Made in Italy, collaborando principalmente con aziende e artigiani italiani: per offrire ai propri clienti un prodotto di design con i più alti standard tecnologici. La scelta diligente e attenta dei componenti e dei materiali di migliore qualità e la lavorazione guidata da criteri di qualità totale, ci consente di produrre e offrire ai nostri clienti una vasta gamma di corpi illuminanti per diverse applicazioni. Le soluzioni di progettazione illuminotecnica qualificate identificano Egoluce come uno dei più importanti produttori mondiali di illuminazione. Prodotti 100% Made in Italy.

**40 ANNI DI SUCCESSO**

Egoluce: 40 anni di esperienza per la tua illuminazione su misura. L'evoluzione del prodotto combinato con nuovi materiali, tecnologie e design, sono i reali risultati delle nostre collezioni. Il know-how e la cura dei dettagli in ogni fase della produzione sono stati una forza costante in questi 40 anni di attività di successo. La capacità nella risoluzione dei problemi, l'attenzione al cliente e a ogni singola domanda del mercato, sono una missione costante per Tutti noi!

**APPROCCIO UMANO**

I sistemi di controllo degli apparecchi considerano il bioritmo umano e incidono positivamente sulla salute e sul benessere. Un'intelligente gestione dell'energia e del colore della luce danno la possibilità di creare nuovi spazi nel vuoto, regalando allo spettatore una diversa visione dello spazio. Una nuova esperienza sensoriale per la tua anima. Una luce capace di muoversi e variare nello spazio, in grado di fondersi, di stupire e di appassionare: una luce indimenticabile. La luce vive nell'ombra perché il suo flusso è regolato da soluzioni accattivanti in ogni versione.



**OUR MISSION: MADE IN ITALY**

Since ever Italy is the cradle of creativity. An aware production know how and style are identified and commended throughout the world, so much so that the Made in Italy mark has always constituted sought-after an added value.


An Italian product can immediately be recognized: details, attention and the aesthetic values are their business card. In the wake of this great tradition, since 1978 EGOLUCE has been creating 100% Made in Italy products, mostly collaborating with Italian companies and craftsmen: in order to offer its clients a design product with highest technology standard. The diligent and careful selection of best quality components and materials and the processing guided by criteria such as total quality, enable us to produce and offer to our clients a vast range of light fixtures for several applications. Qualified Lighting design solutions identify Egoluce as one of the most important player in the worldwide lighting producer. Products 100% Made in Italy.

**40 YEARS OF SUCCESS**

Egoluce 40 years of experiences for your tailored lighting solutions. Product evolution matches with new material, technologies and design, are actual achievements of Our collections. Know-how and care in details in every production phases has been a forceful constant in these 40 years of successful activity. Problem solving liability, customer care and attention to each and every markets demand are a permanent mission for us. All of us... This steady Blend!

**HUMAN APPROACH**

Modern lighting controls take account of the human biorhythm and impact positively on health and well-being. An intelligent energy and colour management of human light creates new spaces in empty, as only an emotional waterfall can do in You. A new sensorial experiences for your Soul. Light artful to Move, to Fly, to Melt itself, to Hit inside, to Engage a simply unforgettable Light. Light survives in the shadow because its Led glare is shaded by glamour solutions.



**DESIGN**

Il design della luce è intrinsecamente funzionalità ed estetica e un approccio progettuale creativo e adattativo.

**SUL PERCORSO DELL'INNOVAZIONE**

Una luce senza tempo in grado di comprendere i nuovi bisogni umani in un mondo dinamico in continua rapida evoluzione. Egoluce propone una luce vissuta come esperienza di vita per lighting designers, architetti, progettisti come partner e interlocutori.

**QUALITÀ IN PRIMO LUOGO**

Soluzioni di illuminazione che grazie ad un alto livello di CRI, offerta di temperature colore, bianco dinamico e UGR, sono in grado di adattarsi a tutti i progetti di interni ed esterni. fornendo una luce come risposta ai tuoi nuovi progetti architettonici. Una luce capace di disegnare nuove forme nel vuoto per ottenere una esperienza visiva e sensoriale rinnovata.

**LA TUA LUCE**

Una concezione orientata alla semplificazione del concetto di design nella vita quotidiana: una luce che sa adattarsi alle esigenze. Il tempo vola così veloce che la vita si armonizza come la luce per condurre i tuoi sensi in un'unica sinfonia.

**ECO/EGO**

Il riscaldamento globale e l'urgente necessità di ridurre drasticamente il consumo di energia e le emissioni di CO<sub>2</sub> sono ormai problemi riconosciuti a livello mondiale. In questa nuova era di consapevolezza ognuno ha un ruolo da svolgere, non importa quanto piccolo o grande sia.

EGOLUCE è un'azienda attenta all'ambiente e ha completamente rivisto la sua collezione proponendo nei suoi cataloghi una gamma completa di prodotti a ridotto consumo energetico. Le scelte eco-compatibili contribuiscono alla sostenibilità ambientale e sono un tema fondamentale per Egoluce.

**DESIGN**

Lighting design is both inherently functional and innately aesthetic. Design approach: generative and adaptive creativities. Conceptual design based on metaphors as a heuristic tool.

**ON THE INNOVATION PATH**

Timeless light able to figure out new human needs in a dynamic surfers world in constant evolution. Egoluce proposes a light lived as a life experience to: Lighting specialist, Designers, Architects, Specifiers as first partners.

**QUALITY FIRST**

Lighting solutions that because of: high CRI level, K<sup>o</sup> offer, dynamic white and UGR solutions, are able to adjust themselves to every interiors and exteriors projects. Egoluce a Light as response to Your new architectural projects, light draws spaces in several shapes to get your own sensorial experience.

**YOUR OWN LIGHT**

A new tradition oriented to the contemporary context that simplifies the new design concept in our daily life: adjusting itself with Your needs. The time flies by so fast that the life tunes itself with the light to bless your senses in a symphony.

**ECO/EGO**

Global warming and the urgent need to drastically cut energy consumption and CO<sub>2</sub> emission are now worldwide recognized problems. In this new era of awareness everyone has a role to play, no matter how small or big.

EGOLUCE is an environmentally conscious company and has totally revised his collection proposing in its catalogues a full range of low consumption products. Eco friendly choices contribute to environment sustainability.

5

5 anni di garanzia.

*5 years warranty.*



Apparecchio riparabile.

*Fixture repairable.*

I modelli **EGOLUCE** sono progettati e prodotti attenendosi ai migliori standard qualitativi esistenti sul mercato illuminotecnico seguendo il criterio del "fatto bene" nel pieno rispetto di regole sia qualitative che normative, nei campi di applicazione dei nostri prodotti.

- Cura e precisione della progettazione finalizzata a una produzione di altissima qualità.

- Eccellente qualità nella fabbricazione dei prodotti grazie a: selezione di componenti di alta gamma, cura nelle finiture, assemblaggio preciso e puntuale, imballaggio impeccabile per ogni tipo di spedizione.

- Collaudi severissimi con test di durata e affidabilità, sia sui singoli componenti come sugli apparecchi finiti. Il tutto assicura 5 anni di garanzia sui prodotti e componenti EGOLUCE correttamente installati come da fogli d'istruzione.

*EGOLUCE models are designed and produced according to the best quality standards existing on the technical lighting market following the "well made" standard: in full compliance with both quality and regulatory rules, in the fields of application of our products.*

- *Care and precision of the design aimed at a production of the highest quality.*

- *Excellent quality in the manufacture of products thanks to: high selection of high-end components, attention to coating, precise and punctual assembly and packaging, perfect for all types of shipping.*

- *Extremely severe durability and reliability tests: both on individual components and on final products.*

*These targets guarantees 5 years warranty on correctly installed EGOLUCE products and components following the instruction for users.*

4 buone ragioni per scegliere **EGOLUCE**

*4 good reasons to choose EGOLUCE*

#### 1 – LED

I prodotti EGOLUCE sono dotati di sorgenti Led di ultima generazione. Le diverse tecnologie applicate garantiscono ottime prestazioni:

Eccellente resa luminosa.  
Ottimo valore di resa cromatica.  
Svariate temperature di colore.  
Sorgenti progettate per durare nel tempo.

#### 2 – MATERIALI

Abbiamo selezionato i migliori materiali per apparecchi che devono durare nel tempo:

- ALLUMINIO: duttile ed inalterabile assicura un'ottima dispersione del calore (importante per ottimizzare la vita del LED).
- ACCIAIO INOX: la migliore garanzia per apparecchi che devono resistere ad agenti atmosferici o chimici (sale, cloro etc.).
- CLEAR CRYSTAL: per creare oggetti con effetti e proiezioni di luce unici.
- METACRILATO: per diffondere ed al tempo stesso mascherare la luce puntiforme del LED.

#### 3 – CARATTERISTICHE GENERALI

Piccoli particolari che fanno grande un prodotto:

- Facile sostituzione del LED, la sorgente luminosa può essere rimpiazzata senza problemi come una comune lampadina.
- Presenza di adeguati dissipatori di calore su tutti i prodotti per garantire la durata dei LED.
- Possibilità, per la maggior parte dei prodotti, di essere alimentati sia a 350 mA che a 500 mA
- Ottimizzazione della resa luminosa tramite l'utilizzo di lenti o parabole.

#### 4 – SICUREZZA

Una qualità garantita:

- Tutti i modelli vengono sottoposti a prove termiche e test funzionali.
- Tutti componenti elettronici proposti in catalogo (driver, dimmer) sono dotati di marchio europeo di qualità (ENEC).
- Il 100% della produzione viene sottoposto a test qualitativi e funzionali prima di essere immesso sul mercato.

#### 1 – LED

EGOLUCE products are equipped with latest generation LED. We use different technologies to grant very good performances:

Excellent luminous efficacy.  
Very good colour rendering.  
Different light colours.  
Designed to last for a very long time.

#### 2 – MATERIALS

We have selected best materials for products that must have long-lasting life:

- ALUMINIUM – ductile and unalterable grants an optimal heat dissipation (important to grant longest operational life of LED).
- STAINLESS STEEL – the best warranty for fixtures that must resist to atmospheric or chemical agents (salt, chlorine, etc.)
- CLEAR CRYSTAL: to create objects with unique light effects and reflections.
- METHACRYLATE: to diffuse and at the same time shade the punctual light of LED.

#### 3- GENERAL FEATURES

Small details that makes a great product:

- LED unit easy to replace, the light source can be replaced as if it were a common lamp.
- Proper heat sink device placed in every product to grant maximum lifetime for the LED.
- Most of the products can be operated both at 350 mA or 500 mA.
- Optimization of the luminous flux obtained by the use of lenses and reflectors.

#### 4 – SAFETY

A granted quality

- All our models undergo rigorous temperature and functional testing.
- All electronic components displayed in our catalogue (drivers, dimmers) are marked with European quality certification (ENEC).
- 100% of our products undergo quality and functional end line test prior to commercialization.

Foto/ Ambientazione  
Picture/ Still Life

Spirits



1535-01.28WW + 0952-01

Codici finiture - Finishes codes



.01 Bianco - White  
.01.01 Bianco / foglia argento - Out white / in silver leaf  
.02.21 Nero / foglia oro - Out black / in gold leaf

Accessori  
Accessories

Codice  
Code

Nome  
Name

Spirits

**1535**  
01 Bianco - White  
.01.01 Bianco / foglia argento - Out white / in silver leaf  
.02.21 Nero / foglia oro - Out black / in gold leaf

Color temperature	Light sources	lm
00W	3000K LED 11V 200mA 12,8W	2203lm

1,60 Kg

SOLO COLLEGAMENTO IN SERIE - ONLY SERIAL CONNECTION

**0951** IM: 50/60Hz 220-240V  
Pacchetto completo di alimentazione - 1 Spirits  
Cabling case with converter - 1 Spirits

**0952** IM: 50/60Hz 220-240V  
Pacchetto completo di alimentazione - 2 Spirits  
Cabling case with converter - 2 Spirits

**0953** IM: 50/60Hz 220-240V  
Pacchetto completo di alimentazione - 4 Spirits  
Cabling case with converter - 4 Spirits

**0954** IM: 50/60Hz 220-240V  
Pacchetto per cartongesso con alimentatore  
1 Spirits  
Prependicolarità ceiling case with converter  
1 Spirits

1,00 Kg 2,00 Kg 3,80 Kg 0,200 Kg

Optional  
**0955**  
Ø 1,7 cm  
H 2,2 cm

1 Dimmeratore a dimmeratore  
1 Dimmer switch element

.01 Bianco - White  
.02 Nero - Black

Accessori  
Accessories

Finiture  
Finishes

I caratteri in rosso sono utilizzati per il codice e le specifiche che concorrono alla definizione del prodotto da indicare negli ordini.

Red characters are used for code and specifications needed to identify the product code to be indicated in orders.

Prodotto  
Product

**1570**

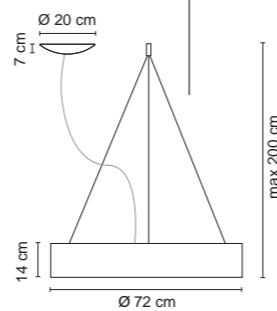
- .01 Bianco - White
- .02.01 Nero / interno bianco - Out Black / in white
- .02.21 Nero / interno dorato lucido - Out black / in shiny gold

Dimmerabile su richiesta  
Dimmable on request

Color temperature	Light sources	lm
.0W	4000K LED 37,8W CRI>90	4746lm
.0WW	3000K LED 37,8W CRI>90	4242lm
.0XW	2700K LED 37,8W CRI>90	3969lm

2,50 Kg

Disegno Tecnico  
Technical Drawing



Dati Tecnici  
Technical Data

Lumen Nominali  
Gross Lumen Package

Novità - News pag. 18

Sospensioni - Suspension pag. 82

Terra - Tavolo / Floor - Table pag. 224

Parete - Soffitto / Ceiling - Wall pag. 264

INDEX

Sospensioni/Suspension

ALEA



p. 220

BALOOON



p. 201

BUREAU



p. 166

CHARME



p. 163

EGOTUBE



p. 212

EXTRA SYSTEM



p. 109

FOKUS



p. 222

GIOVE



p. 193

NEW

IRIS



p. 60

NEW

IRIS




p. 61

LANCIA SYSTEM



p. 100

LANCIA



p. 117

LANCIA CAVO



p. 170

LANCIA DI ACHILLE



p. 115

LANCIA TONDA



p. 84

LANCIA TONDA SYSTEM



p. 92

LANCIA TONDA CAVO



p. 172

LIOLA'



p. 216

MATASSA



p. 218

NEW

MATITA




p. 42

Sospensioni/Suspension

NEW

MATITA




p. 44

MIR



p. 208

MORK



p. 144

MULTI LANCIA SYSTEM



p. 104

NEWTON SYSTEM



p. 132

PAVILLON



p. 194

PEVERA SYSTEM



p. 125

PHANTOM



p. 189

POOL



p. 155

PRÉT-À-PORTER



p. 210

RADAR



p. 156

RAIL



p. 177

RAIL QUADRA



p. 185

SPIRITS



p. 141


STICK SYSTEM



p. 120

NEW

TULIPANO



p. 65

NEW

TULIPANO



p. 65

UNIDEA



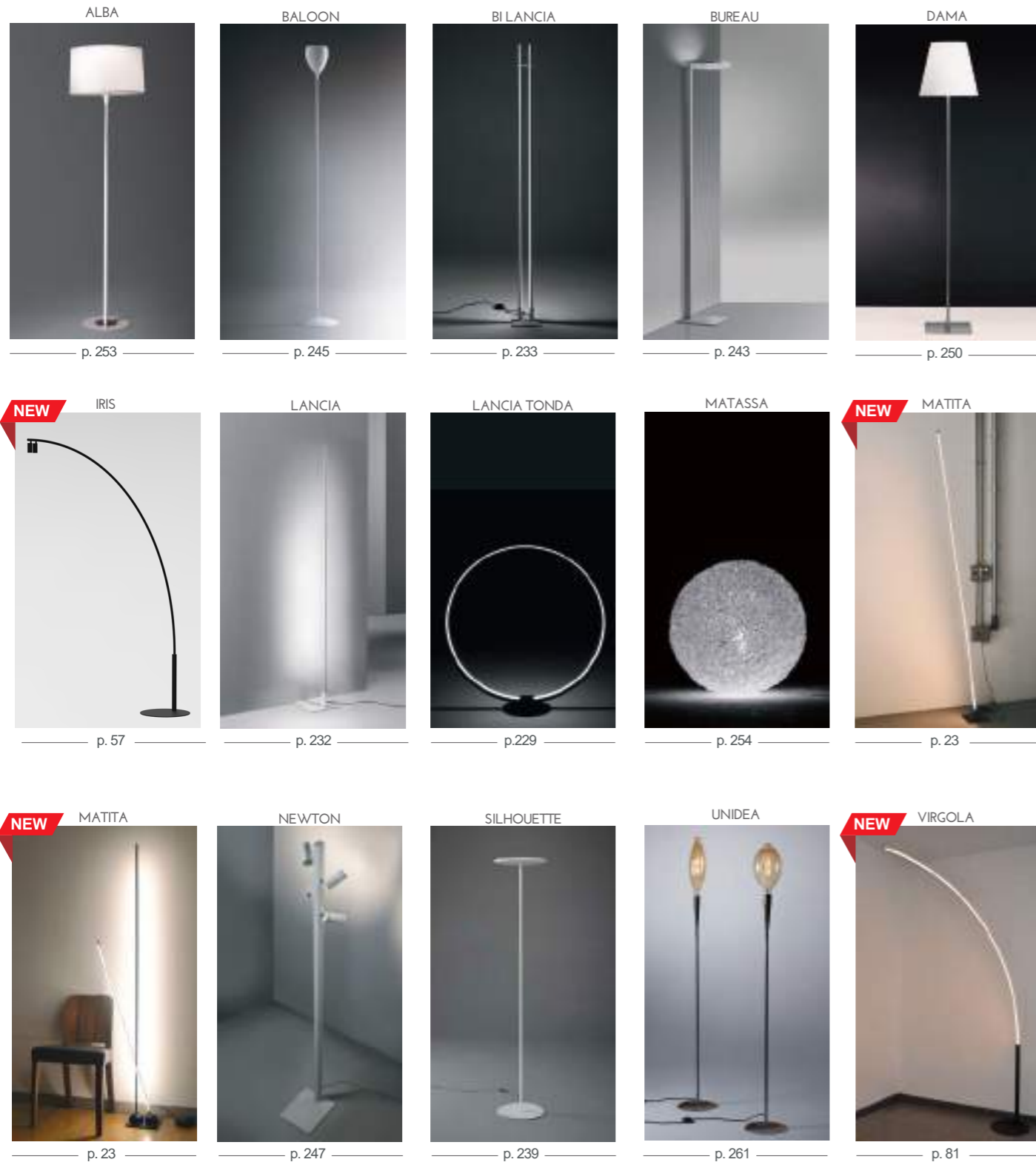
p. 204

WANDA SYSTEM

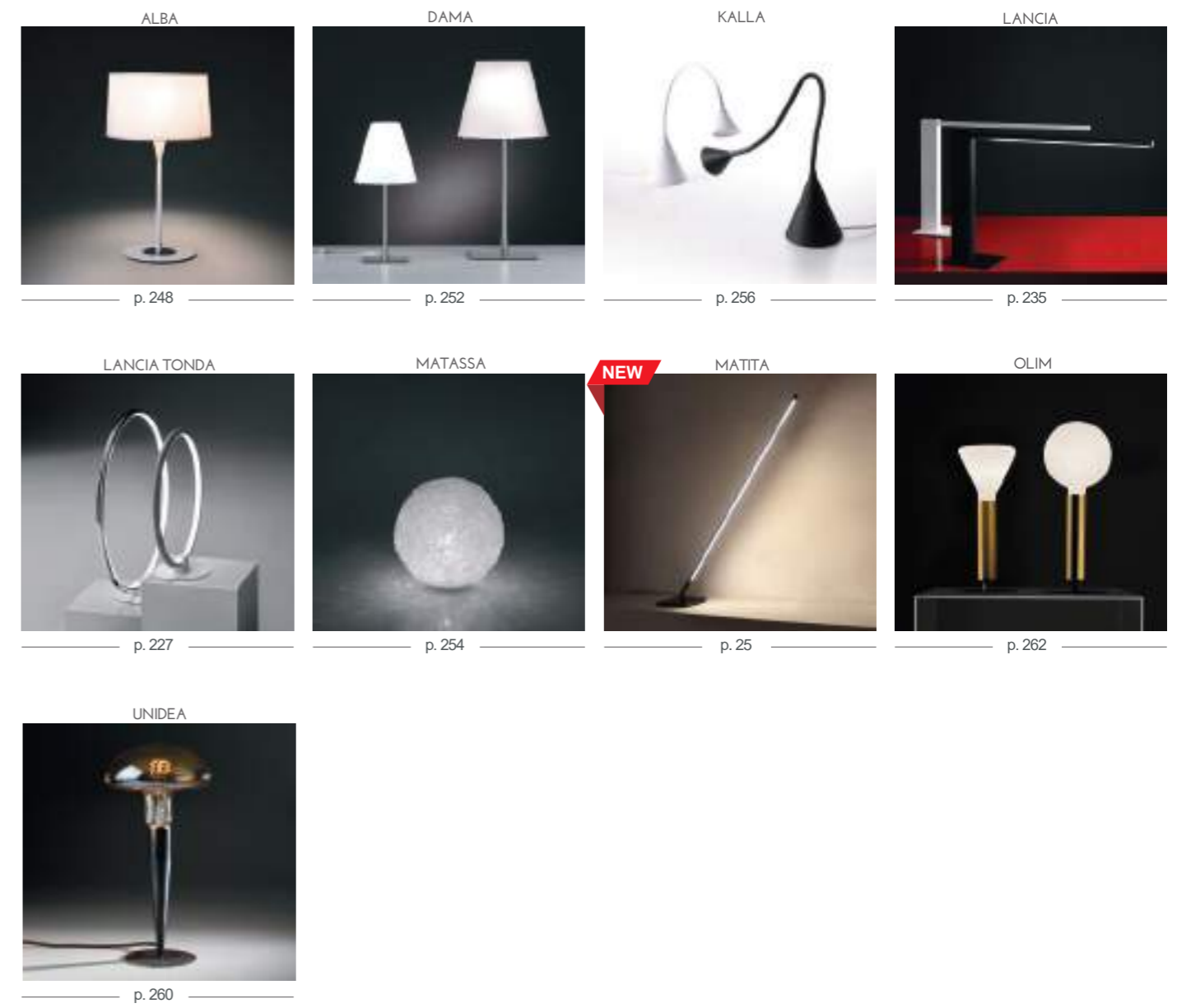


p. 94




Terra/Floor



Tavolo/Table



























Modelli per montaggio sia a parete che soffitto  
Model for mounting both wall and ceiling

Soffitto/Ceiling

<p>ALEA</p>  <p>p. 371</p>	<p>ALEA LED</p>  <p>p. 369</p>	<p><b>NEW</b> AURORA</p>  <p>p. 53</p>	<p>CHARME</p>  <p>p. 350</p>
<p>CUT</p>  <p>p. 326</p>	<p>EGOKUBE</p>  <p>p. 324</p>	<p>EGOTUBE</p>  <p>p. 328</p>	<p>FLIP - FLIP MAXI</p>  <p>p. 374</p>
<p>FOKUS</p>  <p>p. 412</p>	<p>FRIDA</p>  <p>p. 397</p>	<p>GIOVE</p>  <p>p. 298</p>	<p>JAZZ</p>  <p>p. 418</p>
<p>JOYSTICK</p>  <p>p. 337</p>	<p>LANCIA</p>  <p>p. 307</p>	<p>LANCIA</p>  <p>p. 269</p>	<p>LUNA</p>  <p>p. 392</p>
<p>MARTE</p>  <p>p. 339</p>	<p>MATASSA</p>  <p>p. 384</p>	<p><b>NEW</b> MATITA</p>  <p>p. 35</p>	<p><b>NEW</b> MATITA</p>  <p>p. 34</p>

Soffitto/Ceiling

<p><b>NEW</b> MATITA</p>  <p>p. 39</p>	<p>MAYA</p>  <p>p. 390</p>	<p>MUSA</p>  <p>p. 406</p>	<p>PHANTOM</p>  <p>p. 360</p>
<p>PRÊT-À-PORTER</p>  <p>p. 388</p>	<p>RADAR</p>  <p>p. 348</p>	<p>RAIL</p>  <p>p. 354</p>	<p>RAIL QUADRA</p>  <p>p. 352</p>
<p>RINGO</p>  <p>p. 410</p>	<p>ROC</p>  <p>p. 416</p>	<p>SATURNO</p>  <p>p. 340</p>	<p>URANO</p>  <p>p. 342</p>

La collezione Matita è caratterizzata dall'esile profilo di alluminio e dal micro circuito LED ad alta efficienza. La ricerca progettuale, partita proprio da questi due elementi, si è concentrata sulla miniaturizzazione e l'alleggerimento di tutti gli altri componenti con l'obiettivo di lasciare l'essenziale per percepire solo linee di luce nello spazio. In questa direzione è andata la scelta degli snodi che permettono di muovere liberamente i profili e del cavo di nylon trasparente che lascia fluttuare nel vuoto le sospensioni. Il risultato è sorprendente e ha visto la realizzazione di oggetti che non sono solo splendide lampade ma veri e propri strumenti per "disegnare con la luce" e ridefinire con essa la percezione dello spazio.

La famiglia si compone di svariate soluzioni tipologiche tradizionali come le lampade d'appoggio o da parete/plafone ma anche di soluzioni inedite e del tutto nuove; si va dalle lampade da terra che raggiungono i due metri e mezzo di altezza e possono essere inclinate sulla base, alla proposta a luce indiretta che sembra tagliare in due la parete, fino alla soluzione a "puntello" che può essere collocata liberamente tra la parete e il plafone, o alle lampade da incasso che sembrano uscire magicamente dal soffitto.

The Matita collection is characterized by the slender aluminium profile and the high efficiency LED micro circuit. The design research, begun from these two elements, focused on the miniaturization and lightening of all the other components, with the aim of leaving the essentials to perceive only lines of light in space. That's why we choose joints that allow the profiles to move freely and of the transparent nylon cable that lets the suspensions floating in the void.

The surprising result is the creation of objects with amazing design and, at the same time, functional tools for "drawing with light" and redefining the perception of environments.

The family consists of a variety of traditional solutions such as portable or wall / ceiling lamps, introducing on the other side innovative alternative configurations.

A wide selection of options between floor lamps, capable to achieve two and a half meters in height and rotating on the base, indirect light solutions, that seems to cut the wall in two sections, the spike wall to ceiling solution allowing placement at any height and angle and finally the recessed purpose that seem to magically come out of the ceiling.

La collezione Matita se caractérise par le profil mince en aluminium et le microcircuit LED à haute efficacité. La recherche de conception, qui est partie de ces deux éléments, s'est concentrée sur la miniaturisation et l'allègement de tous les autres composants dans le but de laisser l'essentiel pour ne percevoir que des lignes de lumière dans l'espace. Le choix des articulations qui permettent aux profils de se déplacer librement et du câble en nylon transparent qui laisse flotter les suspensions dans le vide est allé dans ce sens.

Le résultat est surprenant et a vu la création d'objets qui ne sont pas seulement de splendides lampes mais de véritables outils pour « dessiner avec la lumière » et redéfinir la perception des environnements avec elle.

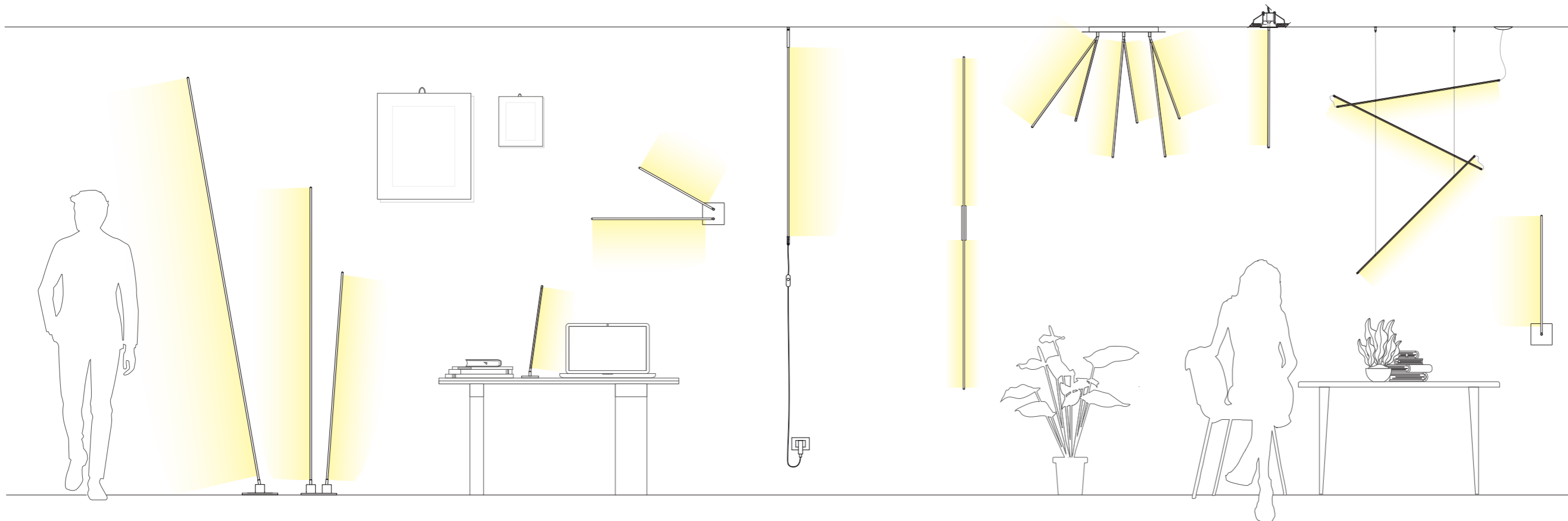
La famille se compose de diverses solutions typologiques traditionnelles telles que des supports ou des appliques/plafonniers mais aussi de solutions nouvelles et entièrement nouvelles; ils vont des lampadaires qui atteignent deux mètres et demi de hauteur et peuvent être inclinés sur la base, à la proposition de lumière indirecte qui semble couper le mur en deux, à la solution "prop" qui peut être librement placée entre le mur et le plafond, ou les lampes encastrées qui semblent sortir comme par magie du plafond.

Die Matita-Kollektion zeichnet sich durch das schlanke Aluminiumprofil und die hocheffiziente LED-Mikroschaltung aus. Die Designforschung, die von diesen beiden Elementen ausging, konzentrierte sich auf die Miniaturisierung und Aufhellung aller anderen Komponenten mit dem Ziel, das Wesentliche zu belassen, um nur Lichtlinien im Raum wahrzunehmen. In diese Richtung ging die Wahl der Gelenke, die eine freie Bewegung der Profile ermöglichen, und des transparenten Nylonseils, das die Aufhängungen im Leeren schweben lässt.

Das Ergebnis ist überraschend und hat zur Entstehung von Objekten geführt, die nicht nur prächtige Lampen, sondern echte Werkzeuge sind, um „mit Licht zu zeichnen“ und damit die Wahrnehmung von Raum neu zu definieren. Die Familie besteht aus verschiedenen traditionellen typologischen Lösungen wie Stütz- oder Wand-/Deckenleuchten, aber auch aus neuen und völlig neuen Lösungen; Sie reichen von Stehleuchten, die eine Höhe von zweieinhalb Metern erreichen und am Sockel geneigt werden können, über das indirekte Lichtangebot, das die Wand zu teilen scheint, bis hin zur „Stützen“-Lösung, die frei zwischen der Wand platziert werden kann und die Decke, oder die Einbauleuchten, die wie von Zauberhand aus der Decke zu kommen scheinen.

La colección Matita se caracteriza por el perfil delgado de aluminio y el microcircuito LED de alta eficiencia. El estudio de diseño, que ha empezado propio de estos dos elementos, se centró en la miniaturización y aligeramiento de todos los otros componentes con el objetivo de dejar lo esencial para percibir solo líneas de luz en el aire. La elección de las uniones que permiten que los perfiles se muevan libremente y del cable de nailon transparente que deja flotar las suspensiones en el aire fue en esta dirección. El resultado es sorprendente y ha visto la creación de objetos que no solo son espléndidas lámparas sino verdaderas herramientas para "dibujar con luz" y redefinir la percepción del espacio con ella. La familia está formada por varias soluciones y tipología tradicionales como soporte o apliques / plafones, pero también por soluciones inédita y completamente nuevas; empezando desde las lámparas de pie que alcanzan los dos metros y medio de altura y se pueden inclinar sobre la base, a la propuesta de luz indirecta que parece cortar la pared en dos, a la solución "puntal" que se puede colocar libremente entre la pared y el techo, o las lámparas empotradas que parecen salir mágicamente del techo.

Коллекция Matita (карандаш) выделяется подчеркнуто тонким алюминиевым профилем и высокоэффективным светодиодным модулем. Проектировщики исходили именно из таких характеристик этих элементов и сконцентрировались на миниатюризации всех компонентов с тем, чтобы подчеркнуть именно лучи света в пространстве. Для этого были подобраны соединительные элементы, позволяющие свободно передвигать плавающие в воздухе подвесы из прозрачного нейлона. Эти замечательные приборы дают потрясающий результат, «рисуют» световые эффекты и перераспределяя параметры пространства. Коллекция светильников состоит из разнообразных традиционных типологий, таких как торшеры/настольные лампы, настенные/потолочные, но также и новых решений, таких как напольные светильники высотой два с половиной метра, у которых можно менять угол наклона. Еще есть настенные, которые как бы разрезают стену пополам, свободно расположенные «распорки» между стеной и потолком, встроенные светильники как бы «выскакивающие» из стены.



Matita



La lampada ruota liberamente sul suo asse con un'inclinazione massima di 30°. - The lamp rotates freely on its axis with a maximum inclination of 30°.



Il disegno esile e lineare è enfatizzato dall'altezza del profilo, fino a 250 cm. - The slender and linear design of the lamp is emphasized by the height of the profile, up to 250 cm.



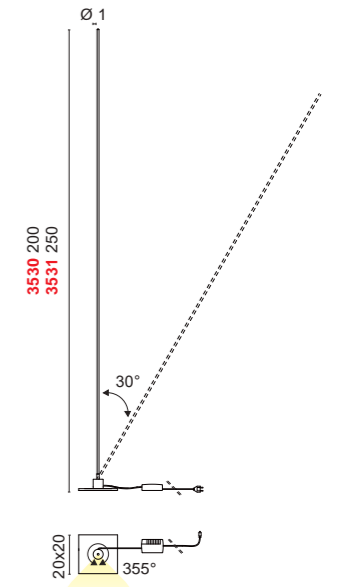
**3530**

.02 Nero - Black

Completa di DIMMER su cavo nero  
With DIMMER on black cable

Color temperature	Light sources	lm
<b>/W</b> 4000K	LED 24W	2812 lm
<b>/WW</b> 3000K	LED 24W	2565 lm
<b>/XW</b> 2700K	LED 24W	2280 lm

Dim R 1,90 Kg



**3531**

.02 Nero - Black

Completa di DIMMER su cavo nero  
With DIMMER on black cable

Color temperature	Light sources	lm
<b>/W</b> 4000K	LED 30W	3552lm
<b>/WW</b> 3000K	LED 30W	3240lm
<b>/XW</b> 2700K	LED 30W	2880lm

Dim R 2,40 Kg



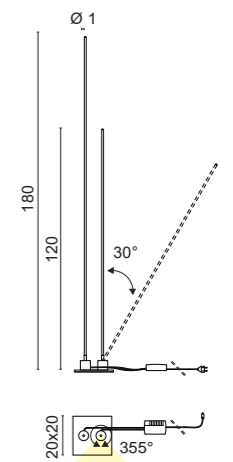
**3532**

.02 Nero - Black

Completa di DIMMER su cavo nero  
With DIMMER on black cable

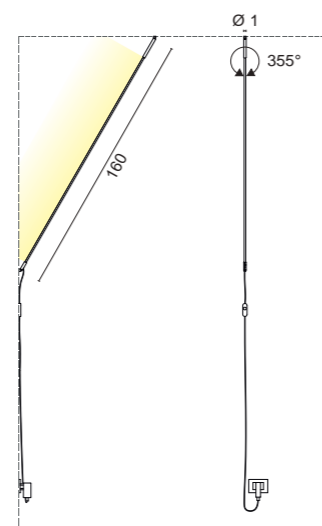
Color temperature	Light sources	lm
<b>/W</b> 4000K	LED 35W	4144lm
<b>/WW</b> 3000K	LED 35W	3780lm
<b>/XW</b> 2700K	LED 35W	3360lm

Dim R 2,80 Kg









**4633**

.02 Nero - Black


Completa di DIMMER su cavo nero  
With DIMMER on black cable

Color temperature	Light sources	lm
<b>/W</b> 4000K	LED 19W	2020lm
<b>/WW</b> 3000K	LED 19W	2025lm
<b>/XW</b> 2700K	LED 19W	1800lm

F, ENEC, CE, RoHS, Dim, R 0,30 Kg

Una nuova Tipologia di lampada che può essere installata tra parete e soffitto per creare segni di luce liberi nello spazio.

A new type of lamp that can be installed between the wall and ceiling to create free signs of light in the space.



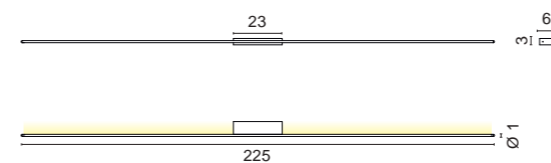
**4634**

.02 Nero - Black

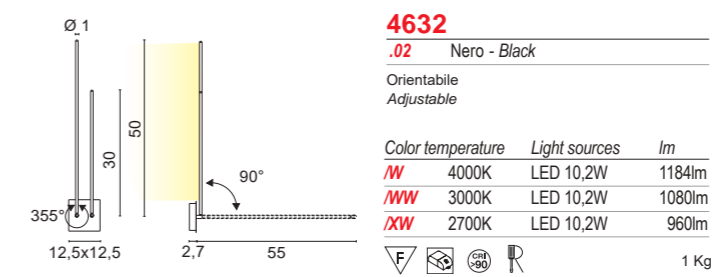
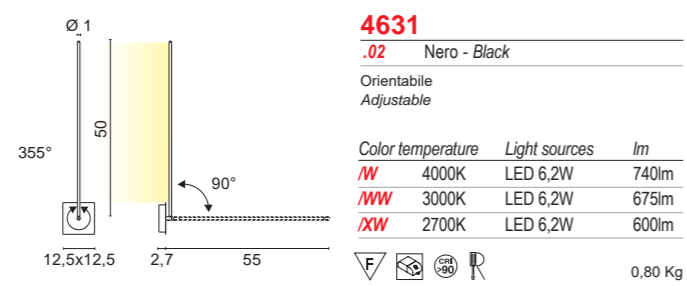

Non orientabile - Dimmerabile TRIAC a richiesta  
Not adjustable - TRIAC dimming on request

Color temperature	Light sources	lm
<b>/W</b> 4000K	LED 27,5W	3256lm
<b>/WW</b> 3000K	LED 27,5W	2970lm
<b>/XW</b> 2700K	LED 27,5W	2640lm


F, ENEC, CE, RoHS, Dim, R 0,80 Kg









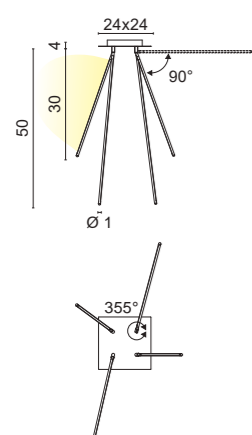



Gli steli, di due diverse lunghezze, sono indipendenti e possono essere orientati singolarmente.

Questo permette di creare infinite configurazioni e di adattare la lampada a tutte le esigenze di luce diretta e indiretta.

*The stems, of two different lengths, are independent and can be individually oriented.*

*This finally allows to create configurations and to adapt the lamp to all direct and indirect light needs.*



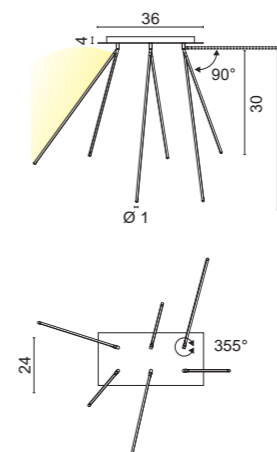
**5671**

.02 Nero - Black

Orientabile  
Adjustable

Color temperature	Light sources	lm
<b>/W</b> 4000K	LED 20,4W	2368lm
<b>/WW</b> 3000K	LED 20,4W	2106m
<b>/XW</b> 2700K	LED 20,4W	1920lm

1,50 Kg



**5672**

.02 Nero - Black

Orientabile  
Adjustable

Color temperature	Light sources	lm
<b>/W</b> 4000K	LED 30,6W	3552lm
<b>/WW</b> 3000K	LED 30,6W	3240m
<b>/XW</b> 2700K	LED 30,6W	2880lm

2,50 Kg





Un segno di luce, di tre differenti lunghezze, da installare nel controffitto. La possibilità di orientare il profilo permette di creare infinite configurazioni e giochi di luce.  
 A light sign, of three different lengths, to be installed in the false ceiling. The possibility of orienting the profile allows you to create infinite configurations and plays of light.



**6701**  
 .02 Nero - Black  
 Orientabile  
 Adjustable

Color temperature	Light sources	lm
<i>W</i> 4000K	LED 4W	444lm
<i>WW</i> 3000K	LED 4W	405lm
<i>XW</i> 2700K	LED 4W	360lm

5,9 cm

**6702**  
 .02 Nero - Black  
 Orientabile  
 Adjustable

Color temperature	Light sources	lm
<i>W</i> 4000K	LED 6,2W	740lm
<i>WW</i> 3000K	LED 6,2W	675lm
<i>XW</i> 2700K	LED 6,2W	600lm

5,9 cm

**6703**  
 .02 Nero - Black  
 Orientabile  
 Adjustable

Color temperature	Light sources	lm
<i>W</i> 4000K	LED 9W	1036lm
<i>WW</i> 3000K	LED 9W	945lm
<i>XW</i> 2700K	LED 9W	840lm

5,9 cm

Matita incasso è fornita senza driver che va scelto separatamente (vedi tabella).  
 Matita recessed is supplied without drivers. Must be chosen separately (see table).

Drivers ON/OFF						
Cod.	<b>0155</b>	<b>0156</b>	<b>0160</b>	<b>0157</b>	<b>0161/100</b>	<b>0162</b>
	24V-13W	24V-25W	24V-50W	24V-75W	24V-100W	24V-150W

DIMMABLE drivers			
Cod.	<b>0110/DIM</b>	<b>0717/DIM60</b>	<b>0717/DIM100</b>
	12/24V	24V-60W	24V-100W

LED emergency unit	
Cod.	<b>0115/EM</b>
	Inverter + Battery + LED indicator

Solo collegamento in parallelo. - Only parallel connection.



**1674**

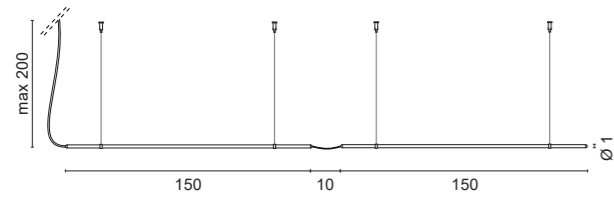
.02 Nero - Black

2x150cm

Kit di fissaggio a sospensione fornito con la lampada.  
Suspension fixing kit supplied with the lamp.

Color temperature	Light sources	lm
/W 4000K	LED 37,5W	4440lm
/WW 3000K	LED 37,5W	4050lm
/XW 2700K	LED 37,5W	3600lm

0,50 Kg



**1675**



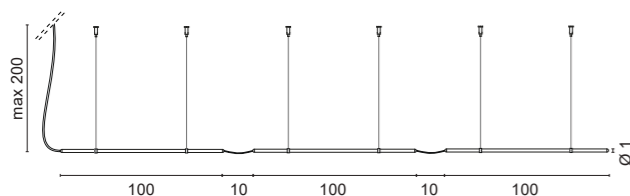
.02 Nero - Black

3x100cm

Kit di fissaggio a sospensione fornito con la lampada.  
Suspension fixing kit supplied with the lamp.

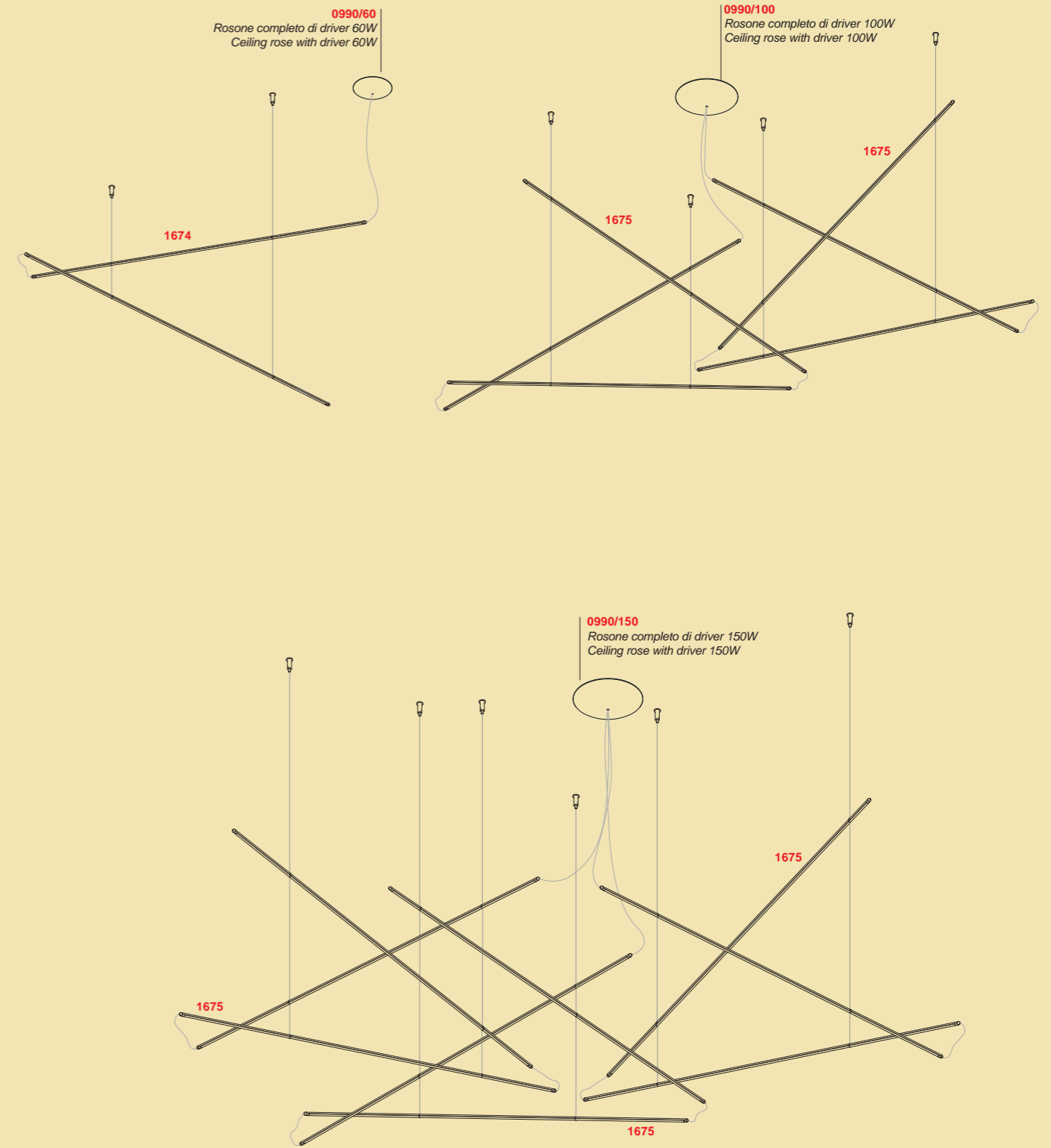
Color temperature	Light sources	lm
/W 4000K	LED 37,5W	4440lm
/WW 3000K	LED 37,5W	4050lm
/XW 2700K	LED 37,5W	3600lm

0,60 Kg



Cavo di sospensione in nylon. Su ogni singolo cavo è possibile inserire e far scorrere più clips di fissaggio.  
Nylon suspension cable. On each single cable it is possible to insert and slide more fixing clips.

Esempi di installazione multipla, la scelta del rosone è determinata dalla somma delle potenze delle singole lampade.  
Examples of multiple installation, the choice of the ceiling rose depends on total power consumption.



**1676**

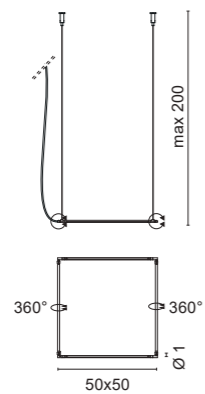
.02 Nero - Black

4x50cm

Kit di fissaggio a sospensione fornito con la lampada.  
Suspension fixing kit supplied with the lamp.

Color temperature	Light sources	lm
/W 4000K	LED 25W	2970lm
/WW 3000K	LED 25W	2700lm
/XW 2700K	LED 25W	2400lm

0,50 Kg



**1677**

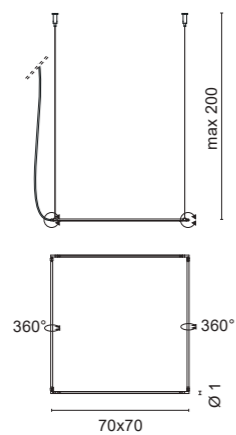
.02 Nero - Black

4x70cm

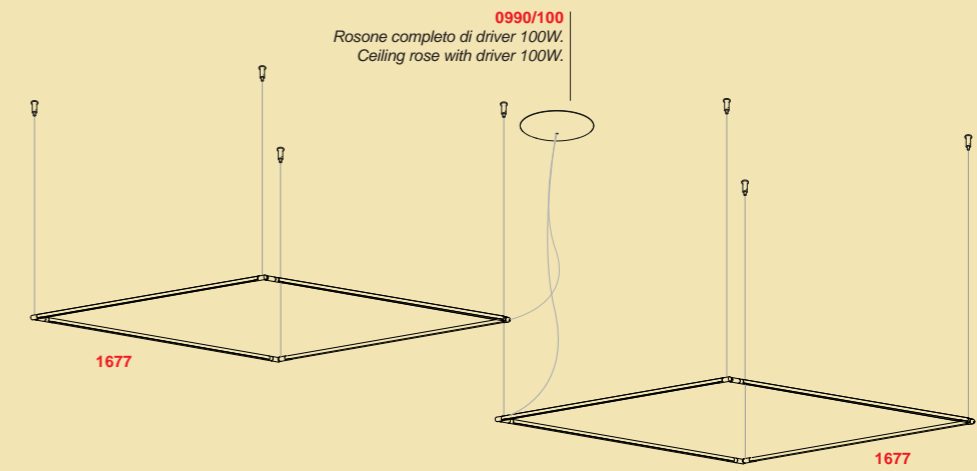
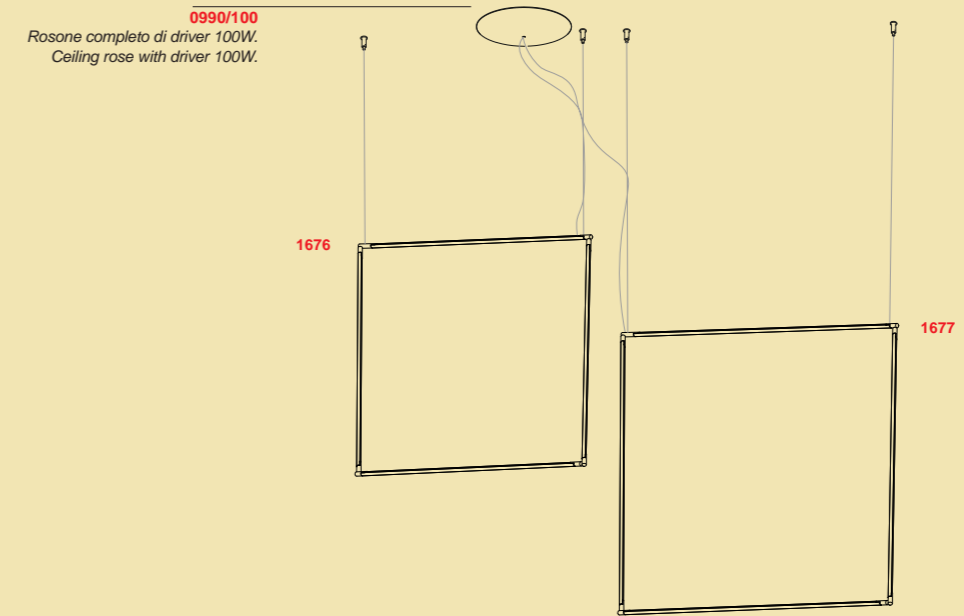
Kit di fissaggio a sospensione fornito con la lampada.  
Suspension fixing kit supplied with the lamp.

Color temperature	Light sources	lm
/W 4000K	LED 35W	4144lm
/WW 3000K	LED 35W	3780lm
/XW 2700K	LED 35W	3360lm

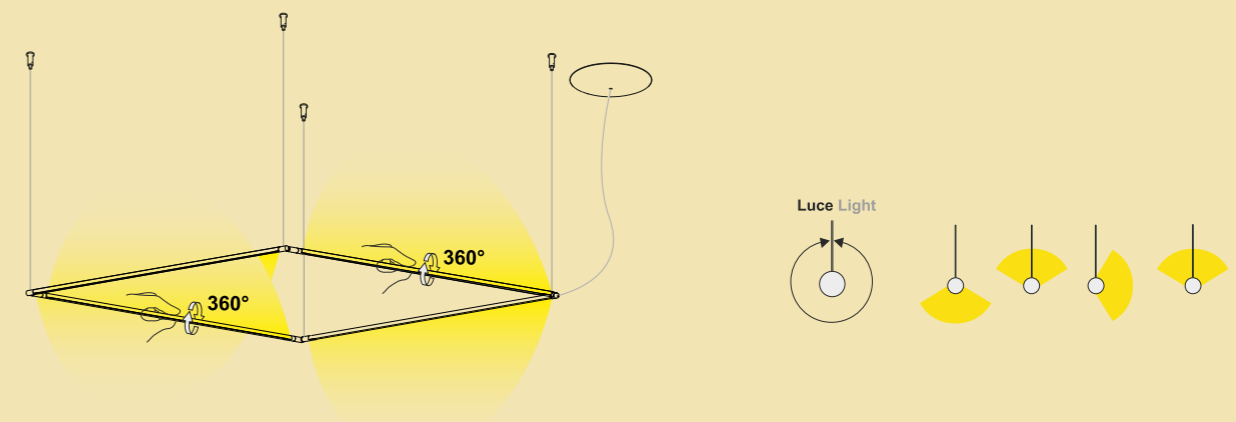
0,70 Kg



Esempi di installazione multipla, la scelta del rosone è determinata dalla somma delle potenze delle singole lampade.  
Examples of multiple installation, the choice of the ceiling rose depends on total power consumption.



Due profili opposti dei quattro possono essere ruotati.  
Two opposite profiles of the four can be rotated.





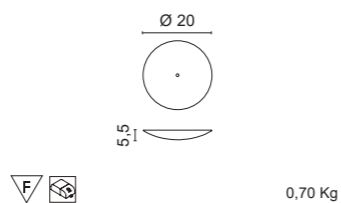
**ROSONE COMPLETO DI DRIVER 60W**  
CEILING ROSE WITH DRIVER 60W

Code	W	Codici finiture - Finishes codes
0990/60	60W	.01 Bianco - White
0990/60	60W	.02 Nero - Black

**DIMMERAZIONE**  
DIMMING

1...10 V
/P /V /D
/P /V /D

50/60Hz 220-230V - 60W



0,70 Kg

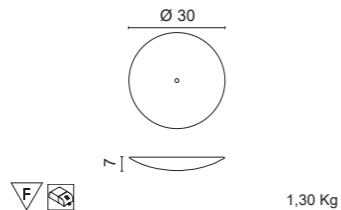
**ROSONE COMPLETO DI DRIVER 100W**  
CEILING ROSE WITH DRIVER 100W

Code	W	Codici finiture - Finishes codes
0990/100	100W	.01 Bianco - White
0990/100	100W	.02 Nero - Black

**DIMMERAZIONE**  
DIMMING

1...10 V	3-STATE
/P /V /D	/D
/P /V /D	/D

50/60Hz 220-230V - 100W



1,30 Kg

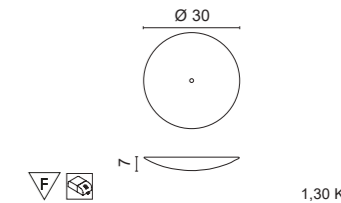
**ROSONE COMPLETO DI DRIVER 150W**  
CEILING ROSE WITH DRIVER 150W

Code	W	Codici finiture - Finishes codes
0990/150	150W	.01 Bianco - White
0990/150	150W	.02 Nero - Black

**DIMMERAZIONE**  
DIMMING

1...10 V	3-STATE
/P /V /D	/D
/P /V /D	/D

50/60Hz 220-230V - 150W



1,30 Kg

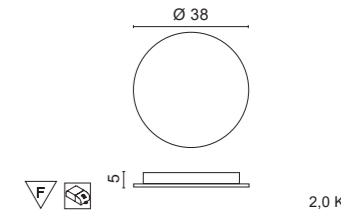
**ROSONE COMPLETO DI DRIVER 200W (2x100W)**  
CEILING ROSE WITH DRIVER 200W (2x100W)

Code	W	Codici finiture - Finishes codes
0990/200	200W	.01 Bianco - White
0990/200	200W	.02 Nero - Black

**DIMMERAZIONE**  
DIMMING

1...10 V	3-STATE
/P /V /D	/D
/P /V /D	/D

50/60Hz 220-230V - 200W



2,0 Kg



Lampada da parete orientabile a luce indiretta in alluminio.

La possibilità di orientare e controllare l'emissione della luce consente di sfruttare al massimo le qualità della sorgente LED evitando al tempo stesso fastidiosi fenomeni di abbagliamento.

La linea semplice ed elegante le conferisce un aspetto che bene si adatta a qualsiasi tipo di ambiente, dagli interni classici a quelli moderni.

La sorgente luminosa con tecnologia COB LED e driver separato garantisce un'alta efficienza luminosa di più di 2300lm a 3000K con un consumo di soli 13,8W.

Una scelta di risparmio e ecosostenibilità, ma anche di qualità dall'elevato confort visivo.

Le finiture proposte sono il bianco e la foglia oro per gli schermi riflettenti, il bianco, nero, oro e nichel spazzolato per la parte orientabile.



*Adjustable indirect light wall lamp in aluminum.*

*The ability to direct and control the light emission allows you to make the most of the qualities of the LED source while avoiding annoying glare phenomena.*

*The simple and elegant line gives it an appearance that adapts well to any type of environment, from classic to modern interiors.*

*The light source with COB LED technology and separate driver guarantees a high luminous efficiency of more than 2300lm at 3000K with a consumption of only 13.8W.*

*A choice of savings and eco-sustainability, but also of quality with high visual comfort.*

*The finishes proposed are white and gold leaf for the reflective screens, white, black, gold and brushed nickel for the adjustable part.*

*Applique orientable à lumière indirecte en aluminium.*

*La possibilité de diriger et de contrôler l'émission lumineuse permet de tirer le meilleur parti des qualités de la source LED tout en évitant les phénomènes d'éblouissement gênants.*

*La ligne simple et élégante lui donne une apparence qui s'adapte bien à tout type d'environnement, des intérieurs classiques aux intérieurs modernes.*

*La source lumineuse avec technologie COB LED et driver séparé garantit une efficacité lumineuse élevée de plus de 2300lm à 3000K avec une consommation de seulement 13,8W.*

*Un choix d'économies et d'éco-durabilité, mais aussi de qualité avec un grand confort visuel.*

*Les finitions proposées sont le blanc et la feuille d'or pour les écrans réfléchissants, le blanc, le noir, l'or et le nickel brossé pour la partie réglable.*

*Applique de pared orientable con luz indirecta en aluminio.*

*La capacidad de dirigir y controlar la emisión de luz le permite aprovechar al máximo las cualidades de la fuente LED evitando los molestos fenómenos de deslumbramiento.*

*La línea simple y elegante le confiere un aspecto que se adapta bien a cualquier tipo de ambiente, desde interiores clásicos a modernos.*

*La fuente de luz con tecnología COB LED y driver independiente garantiza una alta eficiencia luminosa de más de 2300lm a 3000K con un consumo de tan solo 13,8W.*

*Una opción de ahorro y eco-sostenibilidad, pero también de calidad con alto confort visual.*

*Los acabados propuestos son blanco y pan de oro para las pantallas reflectantes, blanco, negro, dorado y níquel cepillado para la parte ajustable.*

*Verstellbare Wandleuchte mit indirektem Licht aus Aluminium.*

*Durch die Möglichkeit, die Lichtemission zu lenken und zu steuern, können Sie die Eigenschaften der LED-Quelle optimal nutzen und gleichzeitig störende Blenderscheinungen vermeiden.*

*Die schlichte und elegante Linie verleiht ihm ein Erscheinungsbild, das sich gut an jede Art von Umgebung anpasst, vom klassischen bis zum modernen Interieur.*

*Die Lichtquelle mit COB-LED-Technologie und separatem Treiber garantiert eine hohe Lichtausbeute von mehr als 2300lm bei 3000K bei einem Verbrauch von nur 13,8W.*

*Eine Auswahl an Einsparungen und ökologischer Nachhaltigkeit, aber auch an Qualität mit hohem Sehkomfort.*

*Die vorgeschlagenen Oberflächen sind Weiß und Blattgold für die reflektierenden Bildschirme, Weiß, Schwarz, Gold und Nickel gebürstet für den verstellbaren Teil.*

*Настенный светильник из алюминия с регулируемым отраженным светом.*

*Возможность направлять и контролировать излучение света позволяет максимально использовать качества светодиодного источника, избегая при этом раздражающих явлений ослепления.*

*Простая и элегантная линия придает ему внешний вид, который хорошо адаптируется к любому типу интерьера, от классического до современного интерьера.*

*Источник света с технологией COB LED и отдельным драйвером гарантирует высокую светоотдачу более 2300 лм при 3000K при потреблении всего 13,8W.*

*Выбор экономии и экологической устойчивости, а также качества с высоким визуальным комфортом.*

*Предлагаемые варианты отделки: белый и золотой лист для отражающих экранов, белый, черный, золотой и матовый никель для регулируемой части.*



.01 Bianco - White






.02.29 Nero, foglia oro - Black, gold leaf



.32.01 Nickel satinato, bianco - Nickel mat, white



.25.01 Dorato satinato, bianco - Golded satin, white



**4627**

- .01 Bianco - White
- .02.29 Nero, foglia oro - Black, gold leaf
- .25.01 Dorato satinato, bianco - Golded satin, white
- .32.01 Nickel satinato, bianco - Nickel mat, white

Color temperature	Light sources	lm
<b>/W</b> 4000K	LED 13,8W	2480lm
<b>/WW</b> 3000K	LED 13,8W	2300lm
<b>/XW</b> 2700K	LED 13,8W	2050lm

F 1,50 Kg

**4628** Dimmerabile PUSH - 1...10V - PUSH - 1...10 dim.

- .01 Bianco - White
- .02.29 Nero, foglia oro - Black, gold leaf
- .25.01 Dorato satinato, bianco - Golded satin, white
- .32.01 Nickel satinato, bianco - Nickel mat, white

Color temperature	Light sources	lm
<b>/W</b> 4000K	LED 13,8W	2480lm
<b>/WW</b> 3000K	LED 13,8W	2300lm
<b>/XW</b> 2700K	LED 13,8W	2050lm

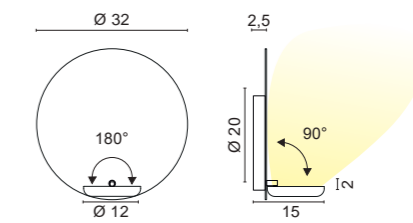
F 1,50 Kg

**4629** Dimmerabile DALI - DALI dimming

- .01 Bianco - White
- .02.29 Nero, foglia oro - Black, gold leaf
- .25.01 Dorato satinato, bianco - Golded satin, white
- .32.01 Nickel satinato, bianco - Nickel mat, white

Color temperature	Light sources	lm
<b>/W</b> 4000K	LED 13,8W	2480lm
<b>/WW</b> 3000K	LED 13,8W	2300lm
<b>/XW</b> 2700K	LED 13,8W	2050lm

F 1,50 Kg



Aurora - parete/wall



Aurora - plafone/ceiling



**5675**

.01 Bianco - White

Color temperature	Light sources	lm
<b>/W</b> 4000K	LED 13,8W	2480lm
<b>/WW</b> 3000K	LED 13,8W	2300lm
<b>/XW</b> 2700K	LED 13,8W	2050lm

F/ [Energy Star] [Eco] R 1,50 Kg

**5676** Dimmerabile PUSH -1...10V - PUSH-1...10 dim.

.01 Bianco - White

Color temperature	Light sources	lm
<b>/W</b> 4000K	LED 13,8W	2480lm
<b>/WW</b> 3000K	LED 13,8W	2300lm
<b>/XW</b> 2700K	LED 13,8W	2050lm

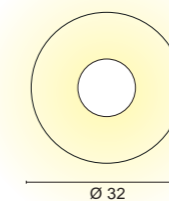
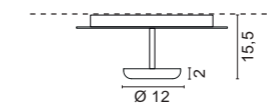
F/ [Energy Star] [Eco] R [PUSH] 1...10 V 1,50 Kg

**5677** Dimmerabile DALI - DALI dimming

.01 Bianco - White

Color temperature	Light sources	lm
<b>/W</b> 4000K	LED 13,8W	2480lm
<b>/WW</b> 3000K	LED 13,8W	2300lm
<b>/XW</b> 2700K	LED 13,8W	2050lm

F/ [Energy Star] [Eco] R [DALI] 1,50 Kg



Collezione di lampade a luce diretta.

I corpi sono in alluminio, così come i piccoli proiettori orientabili disegnati per sfruttare al massimo la qualità della luce d'accento. La sorgente COB LED integrata con parabola offre un'altissima efficienza e allo stesso tempo, grazie alla posizione arretrata, garantisce un perfetto confort visivo.

La versione da terra è caratterizzata dal grande ed esile arco che raggiunge i 2,10 mt di altezza e consente di portare i due proiettori al centro di un tavolo o sopra una seduta di un divano. La grande base piatta fornisce alla lampada l'adeguata stabilità e la scelta dei materiali la rendono facilmente spostabile.

La luce è controllata dal dimmer a pedale sul cavo di alimentazione.

Le soluzioni sospese, lineare e tonda, sono provviste di tre spot orientabili che permettono di indirizzare la luce in qualsiasi punto a proprio piacimento. Dal design elegante e moderno sono ideali per illuminazioni di spazi espositivi, show room ma anche per ambienti residenziali, tavoli di sale riunioni e di receptions.

Sono fornite con rosone con driver integrato per accensione ON/OFF o con driver dimmerabile.

*Collection of direct light lamps.*

*The bodies are made of aluminium as the small adjustable projectors, designed to achieve the highest performance in terms of quality of the accent light. The integrated COB LED source with reflector offers very high efficiency and at the same time and, thanks to the rear position, offers perfect visual comfort.*

*The floor version is characterized by a large and thin arch that reaches 2.10 meters in height and allows the two projectors to be placed in the centre of a table or on a sofa seat. The large flat base provides the lamp with adequate stability and the choice of materials make it easy to move.*

*The light can be controlled by the foot dimmer on the power cord.*

*The suspended solutions, linear and round, are equipped with three adjustable spots allowing to direct the beam to any desired place. With an elegant and modern design, they are ideal for lighting of exhibition spaces, showrooms but also for residential environments, tables in meeting rooms and receptions.*

*They are supplied with canopy with integrated driver for ON / OFF ignition or with dimmable one.*

*Collection de lampes à lumière directe.*

*Les corps sont en aluminium, tout comme les petits projecteurs orientables conçus pour tirer le meilleur parti de la qualité de la lumière d'accentuation. La source LED COB intégrée avec réflecteur offre un rendement très élevé et en même temps, grâce à la position arrière, garantit un confort visuel parfait.*

*La version au sol se caractérise par un arc large et élancé qui atteint 2,10 mètres de hauteur et permet de placer les deux projecteurs au centre d'une table ou sur un siège de canapé. La grande base plate offre à la lampe une stabilité adéquate et le choix des matériaux facilite son déplacement.*

*La lumière peut être contrôlée par le variateur à pied sur le cordon d'alimentation.*

*Les solutions suspendues, linéaires et rondes, sont équipées de trois spots orientables qui vous permettent de diriger la lumière où vous le souhaitez. Avec un design élégant et moderne, ils sont idéaux pour l'éclairage des espaces d'exposition, des salles d'exposition mais aussi pour les environnements résidentiels, les tables dans les salles de réunion et les réceptions.*

*Ils sont fournis avec capote avec driver intégré pour allumage ON/OFF ou avec driver dimmable.*

*Sammlung von Direktlichtlampen. Die Korpusse sind aus Aluminium, ebenso wie die kleinen verstellbaren Strahler, die entworfen wurden, um die Qualität des Akzentlichts optimal zu nutzen. Die integrierte COB-LED-Quelle mit Reflektor bietet eine sehr hohe Effizienz und garantiert gleichzeitig dank der rückwärtigen Position perfekten Sehkomfort. Die Bodenversion zeichnet sich durch einen breiten und schlanken Bogen aus, der eine Höhe von 2,10 Metern erreicht und die Positionierung der beiden Strahler in der Mitte eines Tisches oder auf einem Sofasitz ermöglicht.*

*Der breite, flache Fuß verleiht der Leuchte ausreichend Stabilität und die Materialwahl ermöglicht ein leichtes Verschieben. Das Licht kann über den Fußdimmer am Netzkabel gesteuert werden. Die linearen und runden Aufhängungslösungen sind mit drei verstellbaren Strahlern ausgestattet, die es Ihnen ermöglichen, das Licht dorthin zu lenken, wo Sie es möchten.*

*Mit ihrem eleganten und modernen Design sind sie ideal für die Beleuchtung von Ausstellungsräumen, Ausstellungsräumen, aber auch Wohnumgebungen, Tischen in Besprechungs- und Empfangsräumen. Sie werden mit Haube mit integriertem Treiber für ON / OFF-Zündung oder mit dimmbarem Treiber geliefert.*

*Colección de lámparas de luz directa. Los cuerpos están hechos de aluminio, al igual que los pequeños proyectores orientables diseñados para aprovechar al máximo la calidad de la luz de acento.*

*La fuente LED COB integrada con reflector ofrece una eficiencia muy alta y al mismo tiempo, gracias a la posición trasera, garantiza un perfecto confort visual.*

*La versión de suelo se caracteriza por un arco amplio y muy fino que alcanza los 2,10 metros de altura y permite colocar los dos proyectores en el centro de una mesa o en un asiento de sofá. La gran base plana proporciona a la lámpara la estabilidad adecuada y la elección de materiales facilita su movimiento. La luz está controlada con dimmer sobre el cable de alimentación.*


*Las soluciones suspendidas, lineales y redondas, están equipadas con tres focos orientables que te permiten dirigir la luz hacia donde quieras. Con un diseño elegante y moderno, son ideales para la iluminación de espacios expositivos, showrooms pero también para ambientes residenciales, mesas en salas de reuniones y recepciones.*

*Se suministran con florón con driver integrado para encendido ON / OFF o con driver regulable.*

*Коллекция светильников с направленным лучом. Эти маленькие поворотные прожекторы с корпусом из алюминия, спроектированы для максимально возможного эффекта акцентующего освещения. Встроенный параболический светодиод на плате дает высочайшую производительность и в то же время, благодаря тому, что он утоплен, комфортен для глаза. Торшер выделяется высокой и тонкой аркой высотой 2,10 метра. Два спота освещают стол или диван. Большое плоское основание придает стабильность и позволяет перемещать торшер по комнате.*

*Интенсивность света регулируется педалью, в которой находится диммер.*

*Подвесные, линейные и круглые модели снабжены тремя поворотными спотами, что позволяет направить свет в любом желаемом направлении. Элегантный современный дизайн идеален для освещения экспозиций и шоурумов, конференц залов, ресепшн, а также прекрасно подходит для освещения жилых пространств. Поставляются с базой со встроенным драйвером и выключателем, или с диммируемым драйвером.*





**3533**

- .01 Bianco - White
- .02 Nero - Black

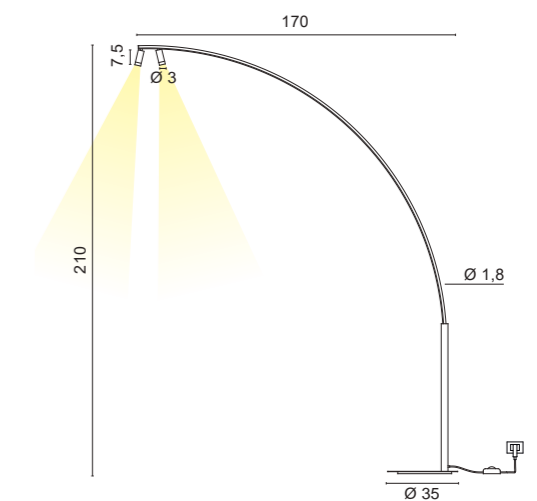
Completa di DIMMER PUSH su cavo nero  
With PUSH DIMMER on black cable


Color temperature	Light sources	lm
<b>/W</b> 4000K	LED 12,2W	1950lm
<b>/WW</b> 3000K	LED 12,2W	1878lm
<b>/XW</b> 2700K	LED 12,2W	1792lm






7,00 Kg







**1678**

.01 Bianco - White  
 .02 Nero - Black  
 Differenti ottiche su richiesta  
 Different optics on request

Color temperature	Light sources	lm
<b>/W</b> 4000K	LED 18,3W	2925lm
<b>/WW</b> 3000K	LED 18,3W	2817lm
<b>/XW</b> 2700K	LED 18,3W	2688lm

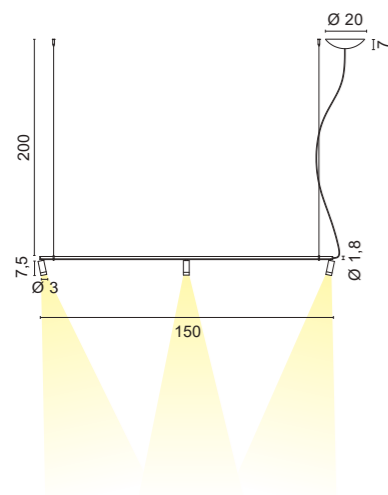

Dimmerabile **PUSH - 1...10 - PUSH - 1...10 dimming**

Color temperature	Light sources	lm
<b>/W/DIM</b> 4000K	LED 18,3W	2925lm
<b>/WW/DIM</b> 3000K	LED 18,3W	2817lm
<b>/XW/DIM</b> 2700K	LED 18,3W	2688lm

Dimmerabile **DALI - DALI dimming**

Color temperature	Light sources	lm
<b>/W/DALI</b> 4000K	LED 18,3W	2925lm
<b>/WW/DALI</b> 3000K	LED 18,3W	2817lm
<b>/XW/DALI</b> 2700K	LED 18,3W	2688lm

1,40 Kg



**1679**

.01 Bianco - White  
 .02 Nero - Black  
 Differenti ottiche su richiesta  
 Different optics on request

Color temperature	Light sources	lm
<b>/W</b> 4000K	LED 18,3W	2925lm
<b>/WW</b> 3000K	LED 18,3W	2817lm
<b>/XW</b> 2700K	LED 18,3W	2688lm


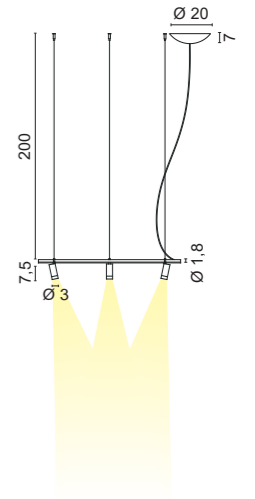
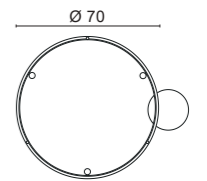
Dimmerabile **PUSH - 1...10V - PUSH - 1...10 dimming**

Color temperature	Light sources	lm
<b>/W/DIM</b> 4000K	LED 18,3W	2925lm
<b>/WW/DIM</b> 3000K	LED 18,3W	2817lm
<b>/XW/DIM</b> 2700K	LED 18,3W	2688lm

Dimmerabile **DALI - DALI dimming**

Color temperature	Light sources	lm
<b>/W/DALI</b> 4000K	LED 18,3W	2925lm
<b>/WW/DALI</b> 3000K	LED 18,3W	2817lm
<b>/XW/DALI</b> 2700K	LED 18,3W	2688lm

1,40 Kg





Sistema di piccole lampade a sospensione a luce diffusa o diretta.

I corpi sono realizzati in alluminio, i diffusori in vetro opalino soffiato e acidato o in metallo stampato.

I sistemi sono componibili in svariate configurazioni. Si possono realizzare soluzioni "a cascata" o lineari fino a 9 elementi ma anche configurazioni più complesse e attuali utilizzando i rosoni radiali e gli optional a disposizione.

Per esempio, partendo da un'unica alimentazione, è possibile guidare il sottile cavo coassiale disegnando un percorso sul soffitto e fare scendere la sospensione nella posizione voluta.

Le piccole dimensioni e il disegno essenziale, unite alla versatilità delle composizioni, rendono il sistema Tulipano adatto per essere utilizzato in moltissimi contesti; dall'illuminazione puntuale su piccoli tavoli o sopra un comodino di una stanza da letto, in gruppi di più elementi su tavoli importanti, receptions, banconi di bar, fino a composizioni più importanti in ampi spazi come luci scenografiche e d'effetto.

I rosoni che contengono i driver e gli accessori sono da ordinare separatamente.

Sono disponibili versioni per accensione ON/OFF o per la dimmerazione della luce.

*System of small suspension lamps with diffused or direct light.*

*The bodies are made of aluminium, the diffusers in blown and etched opal glass or in moulded metal.*

*The systems are modular in various configurations in accordance with the chosen canopies. We can play between "waterfall" or linear solutions up to 12 elements, as well as more complex and trendy configurations using the radial canopies and the available accessories.*

*For example, starting from a single power supply, it is possible to guide the thin coaxial cable by drawing a path on the ceiling and to lower the suspension to the desired position.*

*The small size and minimal design, combined with the versatility of the compositions, make the Tulipano system suitable for use in different environments; from spot lighting on small tables or on a bedside table in a bedroom, to groups of several elements on meeting rooms, receptions, bar counters, or finally into more important compositions in large spaces where effect lights are needed.*

*The canopies containing the drivers and accessories must be ordered separately.*

*Versions are available both with ON / OFF switching or dimming the light.*

*Système de petites lampes à suspension à lumière diffuse ou directe.*

*Les corps sont en aluminium, les diffuseurs en verre opale soufflé et gravé ou en métal moulé.*

*Les systèmes sont modulaires dans différentes configurations en fonction des rosaces choisies. Il est possible de créer des solutions "cascade" ou linéaires jusqu'à 12 éléments mais aussi des configurations plus complexes et actuelles en utilisant les verrières radiales et les options disponibles.*

*Par exemple, à partir d'une seule alimentation, il est possible de guider le fin câble coaxial en traçant un chemin au plafond et d'abaisser la suspension jusqu'à la position souhaitée.*

*Les petites dimensions et le design essentiel, combinés à la polyvalence des compositions, rendent le système Tulipano adapté à une utilisation dans de nombreux contextes ; de l'éclairage ponctuel sur de petites tables ou sur une table de chevet dans une chambre, en groupes de plusieurs éléments sur des tables importantes, des réceptions, des comptoirs de bar, aux compositions plus importantes dans de grands espaces telles que les lumières scénographiques et à effets.*

*Les rosaces de plafond contenant les drivers et accessoires doivent être commandées séparément.*

*Des versions sont disponibles pour la commutation ON / OFF ou pour la gradation de la lumière.*

*System kleiner Pendelleuchten mit diffusem oder direktem Licht.*

*Die Körper sind aus Aluminium, die Diffusoren aus geblasenem und geätzttem Opalglas oder aus geformtem Metall.*

*Die Systeme sind modular in verschiedenen Konfigurationen entsprechend der gewählten Rosetten. Mit den radialen Überdachungen und den verfügbaren Optionen können "Kaskaden"- oder lineare Lösungen bis zu 12 Elementen, aber auch komplexere und aktuellere Konfigurationen erstellt werden.*

*So ist es beispielsweise möglich, ausgehend von einem einzigen Netzteil, das dünne Koaxialkabel durch Ziehen eines Weges an der Decke zu führen und die Aufhängung in die gewünschte Position abzusenken.*

*Die geringen Abmessungen und das essentielle Design, kombiniert mit der Vielseitigkeit der Kompositionen, machen das Tulipano-System für den Einsatz in vielen Kontexten geeignet; von Spotbeleuchtung auf kleinen Tischen oder auf einem Nachttisch im Schlafzimmer, in Gruppen von mehreren Elementen auf wichtigen Tischen, Empfängen, Barthecken bis hin zu wichtigeren Kompositionen in großen Räumen wie szenografische und Effektlichter.*

*Die Deckenrosetten mit den Treibern und Zubehör müssen separat bestellt werden.*

*Es stehen Varianten zum EIN-/AUS-Schalten oder zum Dimmen des Lichts zur Verfügung.*

*Sistema de pequeñas lámparas de suspensión de luz difusa o directa.*

*Los cuerpos son de aluminio, los difusores en vidrio opalino soplado y grabado o en metal estampado.*

*Los sistemas son modulares en varias configuraciones. Es posible crear soluciones en "cascada" o lineales hasta 9 elementos pero también configuraciones más complejas y actuales utilizando florones radiales y las opciones disponibles.*

*Por ejemplo, empezando de una única fuente de alimentación, es posible guiar el delgado cable coaxial trazando un camino en el techo y bajar la suspensión a la posición deseada.*

*Las pequeñas dimensiones y el diseño esencial, combinados con la versatilidad de las composiciones, hacen que el sistema Tulipano sea adecuado para su uso en muchos contextos; desde la iluminación puntual en pequeñas mesas o en una mesilla de noche en un dormitorio, en grupos de varios elementos en importantes mesas, recepciones, barras de bar, hasta composiciones más importantes en grandes espacios como luces escenográficas y de efectos.*

*Los florones que contienen los drivers y los accesorios deben pedirse por separado.*

*Hay versiones disponibles para encender / apagar o para atenuar la luz.*

*Система из маленьких подвесных светильников прямого или рассеянного света.*

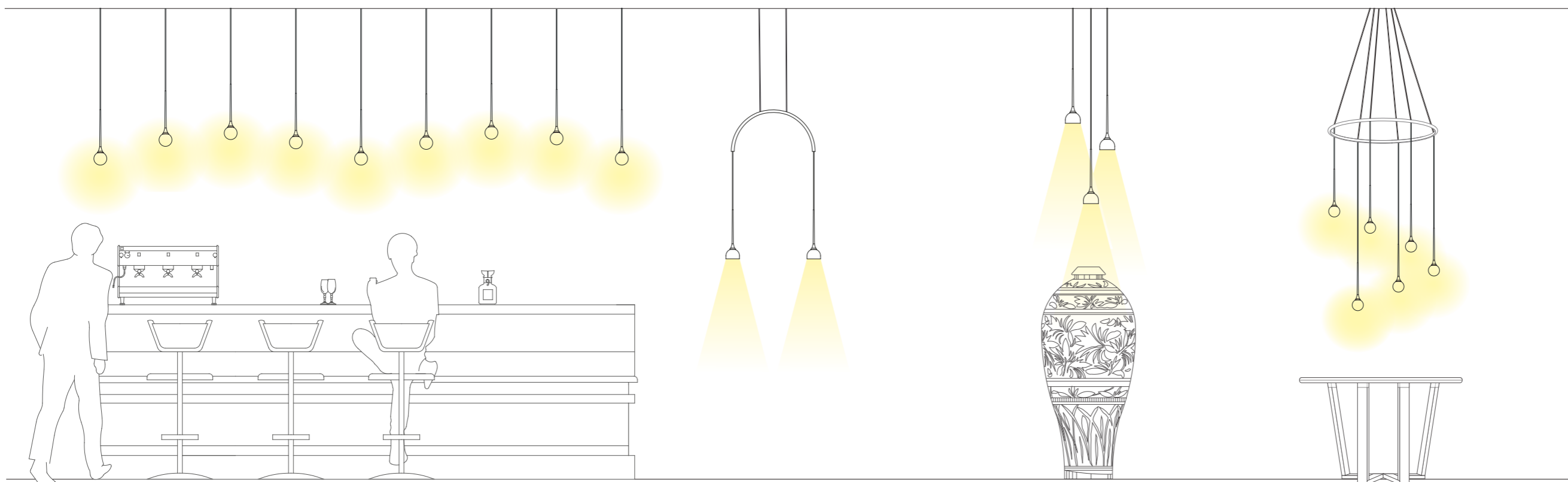
*Корпус из алюминия, диффузоры из матового протравленного стекла или штампованного металла.*

*Системы компонируются в разные конфигурации. Можно построить каскады или линии до 9 элементов в каждом, можно создать еще более сложные конструкции при помощи радиальных потолочных розеток и других имеющихся в наличии аксессуаров.*

*Например, начиная от одной точки подключения, можно на тонком тросе пересечь весь потолок и подвесить светильник в нужном месте.*


*Компактные размеры и четкий дизайн делают систему Tulipano подходящей для использования в самых разных контекстах: от точечной подсветки маленьких столиков или прикроватных тумб до освещения крупных объектов группами светильников, таких как столов или барных стоек и вплоть до сценострографических решений и специальных эффектов.*

*Розетки, в которых размещены драйверы, и другие аксессуары заказываются отдельно. Есть варианты с включением on/off и с диммированием.*





# Tulipano

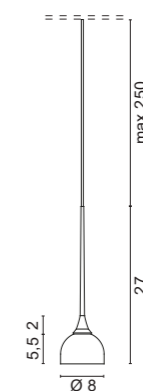


## 1680

- .02** Nero (interno bianco)  
Black (in white)
- .25** Dorato satinato (interno bianco)  
Golded satin (in white)

2700K e 4000K su richiesta  
2700K and 4000K on request

Color temperature	Light sources	lm
<b>MW</b> 3000K	LED 3W	333 lm

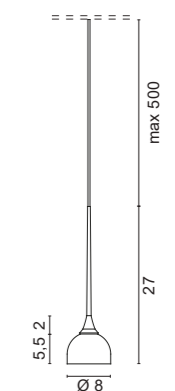


## 1682

- .02** Nero (interno bianco)  
Black (in white)
- .25** Dorato satinato (interno bianco)  
Golded satin (in white)

2700K e 4000K su richiesta  
2700K and 4000K on request

Color temperature	Light sources	lm
<b>MW</b> 3000K	LED 3W	333 lm

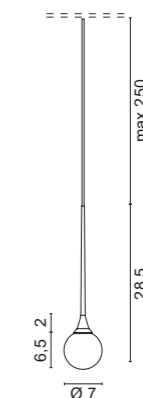


## 1681

- .02** Nero - Black
- .25** Dorato satinato - Golded satin

2700K e 4000K su richiesta  
2700K and 4000K on request

Color temperature	Light sources	lm
<b>MW</b> 3000K	LED 3W	333 lm

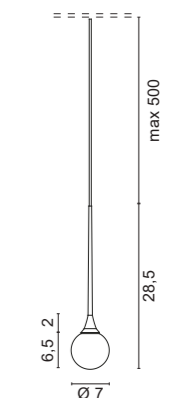


## 1683

- .02** Nero - Black
- .25** Dorato satinato - Golded satin

2700K e 4000K su richiesta  
2700K and 4000K on request

Color temperature	Light sources	lm
<b>MW</b> 3000K	LED 3W	333 lm



Accessori e rosoni per composizioni a cascata  
Accessories and ceiling roses for cascade compositions



**0614/1**  
IN: 50/60Hz 220-240V  
OUT: 500mA DC  
Ø 9,3cm  
H 3cm

Rosone per sospensione  
con driver integrato senza cavo - 1 lampada  
Ceiling rose for suspension  
with driver without cable - 1 lamp

Colore  
.01 Bianco - White  
.02 Nero - Black

0,13 Kg




**0614/2**  
IN: 50/60Hz 220-240V  
OUT: 500mA DC  
Ø 12,5cm  
H 3cm

Rosone per sospensione  
con driver integrato senza cavo - 2 lampade  
Ceiling rose for suspension  
with driver without cable - 2 lamps

Colore  
.01 Bianco - White  
.02 Nero - Black

0,20 Kg

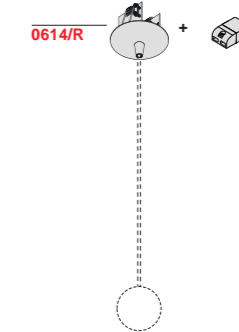


**0614/R**  
IN: 50/60Hz 220-240V  
OUT: 500mA DC  
Ø 9cm

Rosone per cartongesso  
con alimentatore - 1 lampada  
Plasterboard ceiling rose with  
converter - 1 lamps

Colore  
.01 Bianco - White  
.02 Nero - Black

0,15 Kg




**0614/4**  
IN: 50/60Hz 220-240V  
OUT: 500mA DC  
Ø 20cm  
H 3,5cm

Rosone con driver integrato - 4 lampade  
Dimmerabile a richiesta  
Canopy with driver - 4 lamps  
Dimmable upon request

Colore  
.01 Bianco - White  
.02 Nero - Black

1,20 Kg

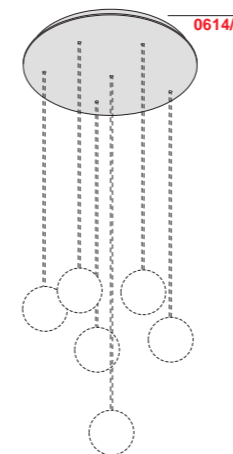


**0614/6**  
IN: 50/60Hz 220-240V  
OUT: 500mA DC  
Ø 27cm  
H 3,5cm

Rosone con driver integrato - 6 lampade  
Dimmerabile a richiesta  
Canopy with driver - 6 lamps  
Dimmable upon request

Colore  
.01 Bianco - White  
.02 Nero - Black

1,20 Kg

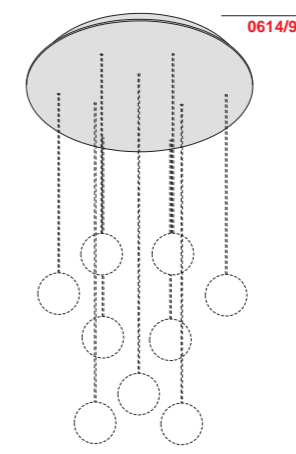


**0614/9**  
IN: 50/60Hz 220-240V  
OUT: 500mA DC  
Ø 38cm  
H 3,5cm

Rosone con driver integrato - 9 lampade  
Dimmerabile a richiesta  
Canopy with driver - 9 lamps  
Dimmable upon request

Colore  
.01 Bianco - White  
.02 Nero - Black

2,40 Kg

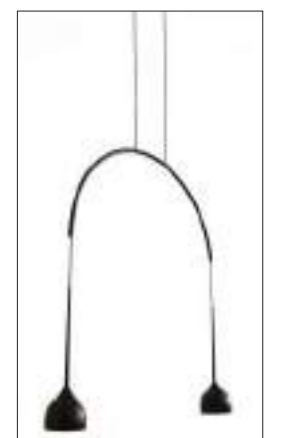
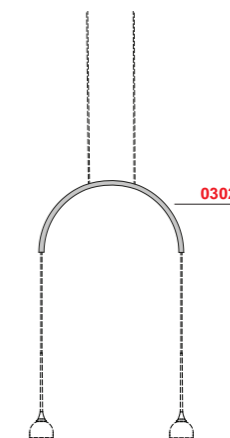


Accessori - Accessories

**0302**  
Ø 50cm  
H 1cm

Arco in metallo per composizioni a 2 lampade.  
Metal arch for compositions with 2 lamps.

Colore  
.02 Nero - Black  
.25 Dorato satinato - Gilded satin





Esempio d'installazione con n°2 1680.02 + 0302.02. - Example of installation with n°2 1680.02 + 0302.02.



Esempio d'installazione con n°2 1681.02 + 0614/2.02. - Example of installation with n°2 1681.02 + 0614/2.02.

Accessori e rosoni per composizioni radiali  
Accessories and ceiling roses for radial compositions



Esempio d'installazione con rosone art. 0615/12 + 9 art. 1681.02 . Example of installation with canopy art. 0615/12 + 9 art. 1681.02



Esempio d'installazione con anello art. 0304.02 + 6 art. 1681.02 . Example of installation with ring art. 0304.02 + 6 art. 1681.02

**0615/6**  
IN: 50/60Hz 220-240V  
OUT: 500mA DC  
Ø 27cm  
H 3,5cm

Rosone con driver integrato 3-6 lampade  
Dimmerazione PUSH, DALI, 1...10V su richiesta  
Canopy with driver 3-6 lamps  
PUSH, DALI, 1...10V dimming on request

Colore  
.01 Bianco - White  
.02 Nero - Black

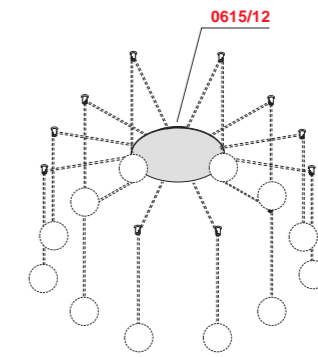
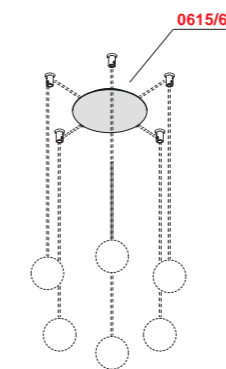
 0,50 Kg

**0615/12**  
IN: 50/60Hz 220-240V  
OUT: 500mA DC  
Ø 38cm  
H 4cm

Rosone con driver integrato 7-12 lampade  
Dimmerazione PUSH, DALI, 1...10V su richiesta  
Canopy with driver 7-12 lamps  
PUSH, DALI, 1...10V dimming on request

Colore  
.01 Bianco - White  
.02 Nero - Black

 1,80 Kg



Accessori - Accessories

**0612**  
Ø 1,4cm  
H 2,2cm

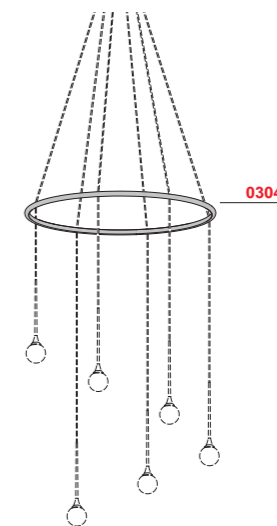
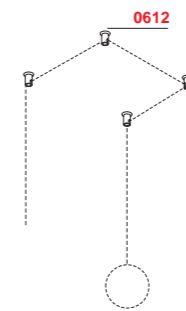
1 Deviatore e decentratore  
1 Displacement element

Colore  
.01 Bianco - White  
.02 Nero - Black

**0304**  
Ø 50cm  
H 1cm

Anello in metallo per composizioni  
da 3 a 6 lampade.  
Metal ring for compositions from 3 to 6 lamps.

Colore  
.02 Nero - Black  
.25 Dorato satinato - Golded satin





## Tulipano

Accessori e rosoni per composizioni lineari  
Accessories and ceiling roses for linear composition

### 0616/4

IN: 50/60Hz 220-240V  
OUT: 500mA DC  
L 75cm  
H 6,8cm

Rosone con driver integrato - 4 lampade  
Dimmerazione PUSH o DALI su richiesta  
Canopy with driver - 4 lamps  
PUSH or DALI dimming on request

#### Colore

.01 Bianco - White

.02 Nero - Black



1,10 Kg

### 0616/6

IN: 50/60Hz 220-240V  
OUT: 500mA DC  
L 105cm  
H 6,8cm

Rosone con driver integrato - 6 lampade  
Dimmerazione PUSH o DALI su richiesta  
Canopy with driver - 6 lamps  
PUSH or DALI dimming on request

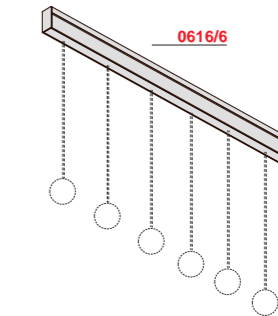
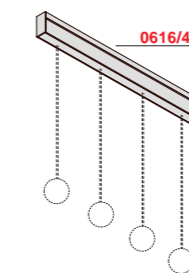
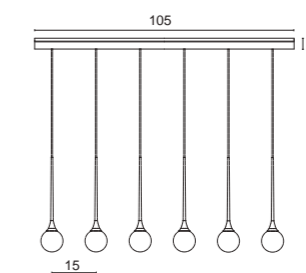
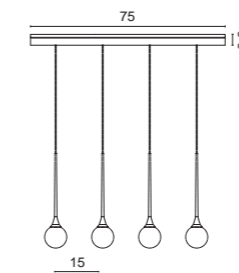
#### Colore

.01 Bianco - White

.02 Nero - Black



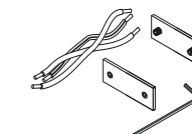
1,30 Kg



### Accessori - Accessories

#### 0305

Kit elemento di giunzione tra rosoni con cavi.  
Kit: connectors with wires.



Lampada a parete da esterno con luce a emissione radiale radente.  
Il corpo è realizzato in alluminio pressofuso anodizzato e verniciato, lo schermo in metacrilato opalino.  
Il disco frontale è in alluminio verniciato.  
Eclipse IP è una lampada da esterno pensata anche per arredare con una luce delicata che sembra accarezzare la parete. Può essere installata da sola o in serie per arricchire una facciata, un porticato o un qualsiasi muro esterno.

*Outdoor wall lamp with grazing radial emission light.  
The body is made of anodized and painted die-cast aluminum, the screen in opal methacrylate.  
The front disc is in painted aluminum. Eclipse IP is an outdoor lamp also designed to furnish with one delicate light that seems to caress the wall. It can be installed alone or in series to enrich a facade, a porch or a any exterior wall.*

*Applique d'extérieur à lumière rasante à émission radiale.  
Le corps est en aluminium moulé sous pression anodisé et peint, l'écran de méthacrylate opale. Le disque avant est en aluminium peint.  
Eclipse IP est une lampe d'extérieur également conçue pour meubler un lumière délicate qui semble caresser le mur. Il peut être installé seul ou en série pour enrichir une façade, un porche ou un n'importe quel mur extérieur.*



*Außenwandleuchte mit streifendem radialem Emissionslicht.  
Der Korpus besteht aus eloxiertem und lackiertem Aluminium-Druckguss, der opale Methacrylatschirm.  
Die vordere Scheibe ist aus lackiertem Aluminium.  
Eclipse IP ist eine Außenleuchte, die auch dazu gedacht ist, mit einem zarten Licht zu dekorieren, das die Wand zu streicheln scheint.  
Es kann allein oder in Reihe installiert werden, um eine Fassade, eine Veranda oder jede andere Außenwand zu bereichern.*

*Applique de exterior con luz rasante de emisión radial.  
El cuerpo está fabricado en aluminio fundido a presión anodizado y pintado, la pantalla de metacrilato de ópalo.  
El disco delantero es de aluminio pintado.  
Eclipse IP es una lámpara de exterior diseñada también para decorar con una luz delicada que parece acariciar la pared.  
Se puede instalar solo o en fila para enriquecer una fachada, un porche o cualquier otro muro exterior.*

*Бра для наружного освещения с падающим светом с радиальным излучением.  
Корпус изготовлен из анодированного и окрашенного литого под давлением алюминия, опаловый метакрилатный экран. Передний диск из окрашенного алюминия.  
Eclipse IP - это уличный светильник, также предназначенный для украшения нежным светом, который, кажется, ласкает стену.  
Его можно установить отдельно или в ряд, чтобы украсить фасад, крыльцо или любую другую внешнюю стену. Бра для наружного освещения с падающим светом с радиальным излучением.  
Корпус изготовлен из анодированного и окрашенного литого под давлением алюминия.*



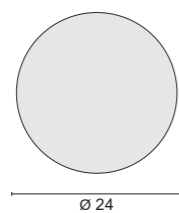
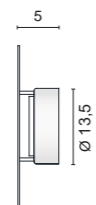
# Eclipse

**4625**

<b>.01</b>	Bianco - White
<b>.37</b>	Verniciato corten <i>Painted corten finishing</i>
<b>.39</b>	Verniciato antracite <i>Painted anthracite finishing</i>

Color temperature	Light sources	lm
3000K	LED 8,7W	670lm

<b>F</b> IP65	1,50 Kg
---------------	---------




Codici finiture - Finishes codes



**.01** Bianco - White



**.34** Verniciato corten  
*Painted corten finishing*



**.39** Verniciato antracite  
*Painted anthracite finishing*





Lampada da Terra dimmerabile.

Il corpo è realizzato in alluminio con diffusore in policarbonato opalino. La particolarità del flusso luminoso rivolto verso l'interno dell'arco garantisce un confort visivo particolarmente elevato e contribuisce ad esaltare la leggerezza della struttura.

Virgola è caratterizzata dal grande ed esile arco che raggiunge i 2,20 mt di altezza consentendo di diffondere la luce in un ampio spazio.

*Dimmable floor lamp.*

*The body is made of aluminum with an opal polycarbonate diffuser. The particularity of the luminous flux facing the inside of the arch guarantees a particularly high visual comfort and helps to enhance the lightness of the structure.*

*Virgola is characterized by a large and slender arch that reaches 2.20 meters in height, allowing the light to be spread over a large space.*

*Lampadaire à intensité variable.*

*Le corps est en aluminium avec un diffuseur en polycarbonate opale. La particularité du flux lumineux orienté vers l'intérieur de l'arc garantit un confort visuel particulièrement élevé et contribue à renforcer la légèreté de la structure.*

*Virgola se caractérise par une arche large et élancée qui atteint 2,20 mètres de hauteur, permettant à la lumière de se diffuser sur un grand espace.*

*Dimmbare Stehlampe.*

*Der Körper besteht aus Aluminium mit einem opalen Polycarbonat-Diffusor.*

*Die Besonderheit des zur Bogeninnenseite gerichteten Lichtstroms garantiert einen besonders hohen Sehkomfort und trägt zur Leichtigkeit der Konstruktion bei.*

*Virgola zeichnet sich durch einen großen und schlanken Bogen aus, der eine Höhe von 2,20 Metern erreicht, wodurch das Licht über einen großen Raum verteilt werden kann.*

*Lámpara de pie regulable.*

*El cuerpo está fabricado en aluminio con un difusor de policarbonato opal. La particularidad del flujo luminoso hacia el interior del arco garantiza un confort visual particularmente alto y ayuda a realzar la ligereza de la estructura.*

*Virgola se caracteriza por un arco amplio y esbelto que alcanza los 2,20 metros de altura, permitiendo que la luz se extienda por un gran espacio.*

*Торшер с регулируемой яркостью.*

*Корпус выполнен из алюминия с диффузором из опалового поликарбоната. Особенность светового потока, обращенного внутрь арки, гарантирует особенно высокий визуальный комфорт и помогает повысить легкость конструкции.*

*Virgola отличается большой и тонкой аркой, достигающей 2,20 метра в высоту, что позволяет свету распространяться по большому пространству.*



**3535**

- .01** Bianco - White
- .02** Nero - Black

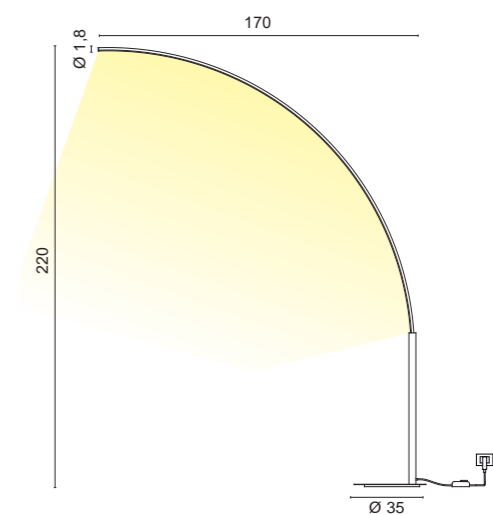
Completa di DIMMER su cavo nero  
With DIMMER on black cable

Color temperature	Light sources	lm
<b>/W</b> 4000K	LED 33W	4048lm
<b>/WW</b> 3000K	LED 33W	3630lm
<b>/XW</b> 2700K	LED 33W	3432lm






7,00 Kg



design P. Pepere - 2017

Lampada a sospensione a Luce diffusa.

Il corpo è realizzato con un profilo di alluminio calandrato, un diffusore in policarbonato opale e un cavo di alimentazione coassiale.

Disponibile in diverse misure e svariate finiture.

La particolarità del flusso luminoso rivolto verso l'interno della circonferenza garantisce un confort visivo particolarmente elevato e contribuisce ad esaltare la leggerezza della struttura.

La collezione Lancia Tonda si completa con le versioni da terra, tavolo (pg. 224), a parete (pg. 264) e a soffitto (pg. 269).

*Suspension lamp with diffused light.*

*The body is made with a calendered aluminum profile, an opal polycarbonate diffuser and a coaxial power cable.*

*Available in different sizes and various finishes.*

*The particularity of the luminous flux directed towards the inside of the circumference guarantees a particularly high visual comfort and helps to enhance the lightness of the structure.*

*The Lancia Tonda collection is completed with the table/foor (pg.224), wall (pg. 264) and ceiling (pg. 269) versions.*

*Lampe à suspension à lumière diffuse.*

*Le corps est réalisé avec un profilé en aluminium calandré, un diffuseur en polycarbonate opale et un câble d'alimentation coaxial.*

*Disponibile en différentes tailles et différentes finitions.*

*La particularité du flux lumineux dirigé vers l'intérieur de la circonférence garantit un confort visuel particulièrement élevé et contribue à améliorer la légèreté de la structure.*

*La collection Lancia Tonda est complétée par les versions table, lampadaire (pg. 224), applique (pg.264) et plafonnier (pg. 269).*

*Lámpara de suspensión con luz difusa.*

*El cuerpo está hecho con un perfil de aluminio calandrado, un difusor de policarbonato opal y un cable de alimentación coaxial.*

*Disponibile en diferentes tamaños y varios acabados.*

*La particularidad del flujo luminoso dirigido hacia el interior de la circunferencia garantiza un confort visual particularmente alto y ayuda a realzar la ligereza de la estructura.*

*La colección Lancia Tonda se completa con las versiones encimera (pág. 224), pared (pág. 264) Y techo (pág. 269).*

*Pendelleuchte mit diffusem Licht.*

*Der Körper besteht aus einem kalandrierten Aluminiumprofil, einem opalen Polycarbonat-Diffusor und einem koaxialen Stromkabel.*

*Erhältlich in verschiedenen Größen und verschiedenen Ausführungen.*

*Die Besonderheit des nach innen gerichteten Lichtstroms garantiert einen besonders hohen Sehkomfort und trägt zur Leichtigkeit der Konstruktion bei.*

*Abgerundet wird die Lancia Tonda Kollektion durch die Versionen Boden, Tisch (S. 224), Wand (S. 264) und Decke (S. 269).*

*Подвесной светильник с рассеянным светом.*

*Корпус выполнен из каландрированного алюминиевого профиля, диффузора из опалового поликарбоната и коаксиального кабеля питания.*

*Доступны в разных размерах и с различной отделкой.*

*Особенность светового потока, обращенного внутрь окружности, гарантирует особенно высокий визуальный комфорт и помогает повысить легкость конструкции.*

*Коллекция Lancia Tonda дополняется напольным, настольным (стр. 224), настенным (стр. 264) и потолочным (стр. 269) вариантами.*

# Lancia Tonda



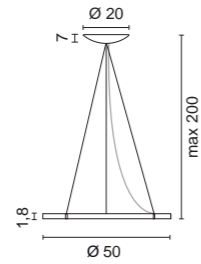
**1566**

.01	Bianco - White
.02	Nero - Black
.25	Dorato satinato - Golded satin
.31	Cromato - Chromed
.85	Verniciato argento - Painted silver finishing
.86	Verniciato oro - Painted gold finishing
.87	Verniciato rame - Painted copper finishing
.88	Verniciato bronzo - Painted bronze finishing

Dimmerabile su richiesta  
Dimmable on request

Color temperature	Light sources	lm
/W 4000K	LED 27W	3390lm
/WW 3000K	LED 27W CRI>90	3030lm
/XW 2700K	LED 27W CRI>90	2835lm

0,75 Kg



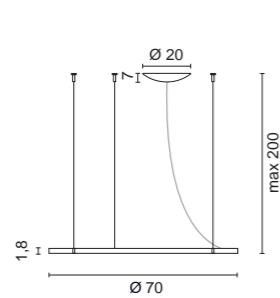
**1562**

.01	Bianco - White
.02	Nero - Black
.25	Dorato satinato - Golded satin
.31	Cromato - Chromed
.85	Verniciato argento - Painted silver finishing
.86	Verniciato oro - Painted gold finishing
.87	Verniciato rame - Painted copper finishing
.88	Verniciato bronzo - Painted bronze finishing


Dimmerabile su richiesta  
Dimmable on request

Color temperature	Light sources	lm
/W 4000K	LED 37,8W CRI>90	4746lm
/WW 3000K	LED 37,8W CRI>90	4242lm
/XW 2700K	LED 37,8W CRI>90	3969lm

1,10 Kg



Installabile in verticale  
Can be installed vertically



Codici finiture - Finishes codes



.01 Bianco - White    .02 Nero - Black    .25 Dorato satinato Golded satin    .31 Cromo - Chromed    .85 Verniciato argento Painted silver finishing    .86 Verniciato oro Painted gold finishing    .87 Verniciato rame Painted copper finishing    .88 Verniciato bronzo Painted bronze finishing

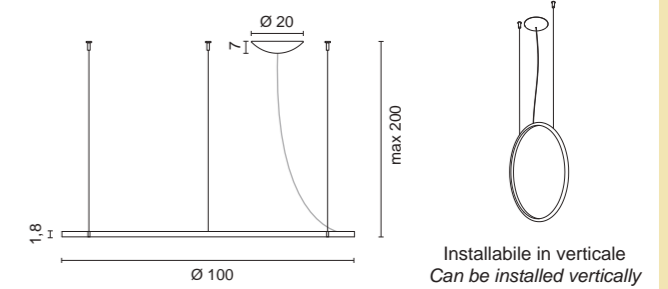
**1563**

.01	Bianco - White
.02	Nero - Black
.85	Verniciato argento - Painted silver finishing
.86	Verniciato oro - Painted gold finishing
.87	Verniciato rame - Painted copper finishing
.88	Verniciato bronzo - Painted bronze finishing

Dimmerabile su richiesta  
Dimmable on request

Color temperature	Light sources	lm
/W 4000K	LED 54W CRI>90	6780lm
/WW 3000K	LED 54W CRI>90	6060lm
/XW 2700K	LED 54W CRI>90	5670lm

1,45 Kg




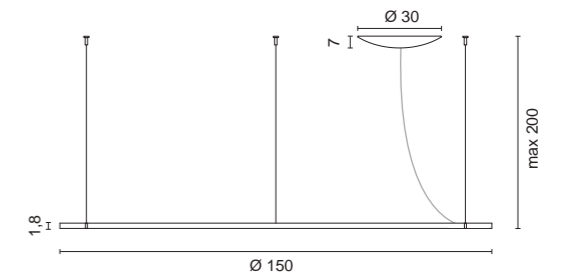
**1564**

.01	Bianco - White
.02	Nero - Black
.85	Verniciato argento - Painted silver finishing
.86	Verniciato oro - Painted gold finishing
.87	Verniciato rame - Painted copper finishing
.88	Verniciato bronzo - Painted bronze finishing

Dimmerabile su richiesta  
Dimmable on request

Color temperature	Light sources	lm
/W 4000K	LED 81W CRI>90	10170lm
/WW 3000K	LED 81W CRI>90	9090lm
/XW 2700K	LED 81W CRI>90	8505lm

2,35 Kg



Optional

**0536**  
Ø 1,7cm  
H 5cm

1 Elemento per decentramento  
1 Displacement component

.01	Bianco - White
.02	Nero - Black
.25	Dorato satinato - Satin golded
.31	Cromato lucido - Chromed







**1575**

- .01 Bianco - White
- .02 Nero - Black

Dimmerabile su richiesta  
Dimmable on request

Color temperature	Light sources	lm
/W	4000K LED 67W CRI>90	7560lm
/WW	3000K LED 67W CRI>90	7140lm
/XW	2700K LED 67W CRI>90	6720lm

3,00 Kg

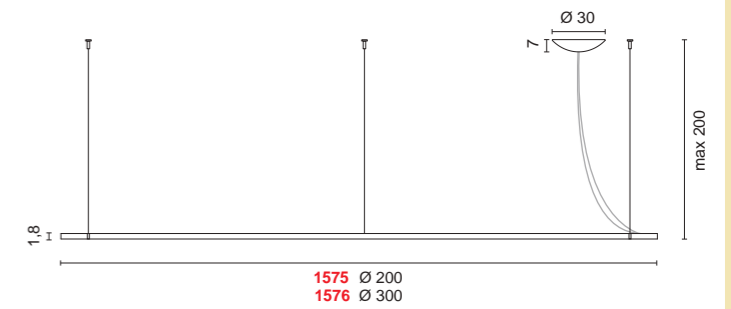
**1576**

- .01 Bianco - White
- .02 Nero - Black

Dimmerabile su richiesta  
Dimmable on request

Color temperature	Light sources	lm
/W	4000K LED 96W CRI>90	10800lm
/WW	3000K LED 96W CRI>90	10120lm
/XW	2700K LED 96W CRI>90	9600lm

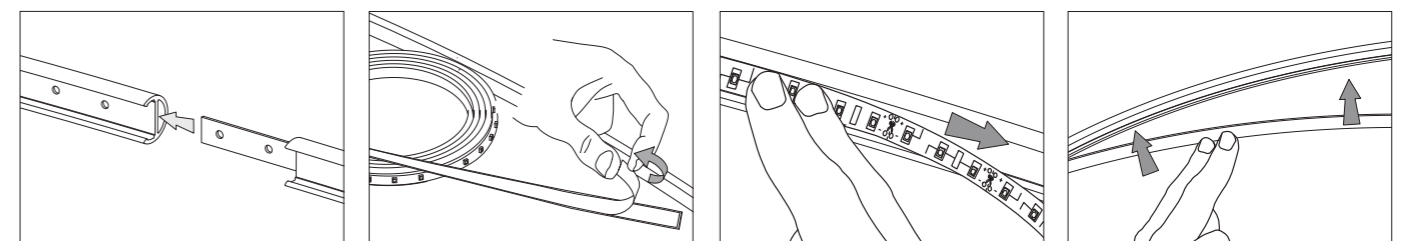
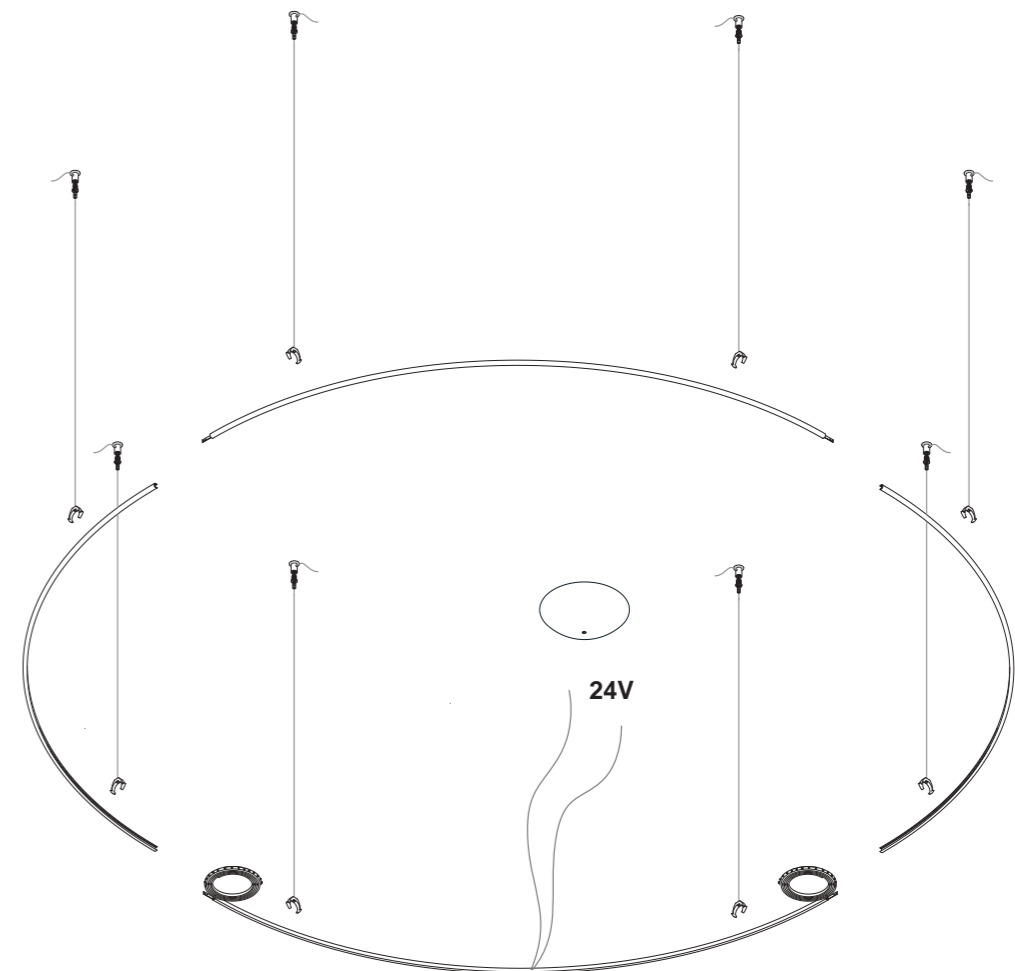
5,00 Kg



Lancia Tonda Ø 400 cm disponibile su richiesta. Lancia Tonda Ø 400 cm available on request.

**Schema di montaggio - Assembly scheme**

La lampada viene fornita in 4 settori separati da assemblare in fase di installazione  
The lamp is supplied in 4 separate sectors to be assembled during installation



**design P. Pepere - 2017**

Composizione di lampade a sospensione a luce diffusa.  
Il corpo è realizzato con un profilo di alluminio calandrato, un diffusore in policarbonato opale e un cavo di alimentazione coassiale. Disponibile in diverse misure e svariate finiture.  
Possibilità di molteplici configurazioni e tipologie di dimmerazione. La particolarità del flusso luminoso rivolto verso l'interno della circonferenza garantisce un confort visivo particolarmente elevato e contribuisce ad esaltare la leggerezza della struttura. I rosconi con alimentatori ed i kit di fissaggio lampade sono da ordinare separatamente in base alla tipologia della composizione scelta (pg. 110).

*Composition of suspension lamps with diffused light.  
The body is made with an aluminum profile calendered, an opal polycarbonate diffuser and a coaxial power cable.  
Available in different sizes and various finishes.  
Possibility of multiple configurations and types of dimming.  
The particularity of the luminous flux directed toward the inside of the circumference ensures a particularly high level of visual comfort and contributes to enhance the lightness of the structure.  
The canopy with feeders and the fixing kit lamps, are to be ordered separately according to the type of composition chosen. (pg.110).*

*Composition de lampes à suspension à lumière diffuse.  
Le corps est composé d'un profilé en aluminium calandré, d'un diffuseur en polycarbonate opale et d'un câble d'alimentation coaxial.  
Disponible en différentes tailles et différentes finitions.  
Possibilité de multiples configurations et types de gradation.  
La particularité du flux lumineux dirigé vers l'intérieur de la circonférence garantit un confort visuel particulièrement élevé et contribue à renforcer la légèreté de la structure.  
Les rosaces avec alimentations et les kits de fixation des lampes doivent être commandés séparément selon le type de composition choisi. (page.110).*

*Composición de lámparas de suspensión con luz difusa.  
El cuerpo está realizado con un perfil de aluminio calandrado, un difusor de policarbonato opal y un cable de alimentación coaxial.  
Disponible en diferentes tamaños y varios acabados.  
Posibilidad de múltiples configuraciones y tipos de atenuación.  
La particularidad del flujo luminoso dirigido hacia el interior de la circunferencia garantiza un confort visual particularmente alto y ayuda a realzar la ligereza de la estructura. Los florones con alimentadores y los kits de fijación de lámparas deben pedirse por separado según el tipo de composición elegida. (pág.110).*

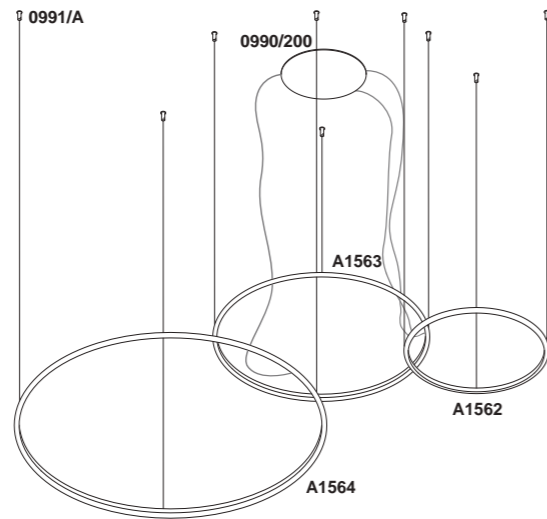
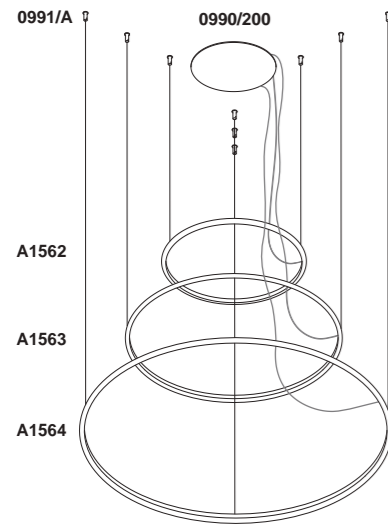
*Zusammensetzung von Pendelleuchten mit diffusem Licht.  
Der Körper besteht aus einem kalandrierten Aluminiumprofil, einem opalen Polycarbonat-Diffusor und einem koaxialen Stromkabel.  
Erhältlich in verschiedenen Größen und verschiedenen Ausführungen.  
Möglichkeit mehrerer Konfigurationen und Dimmarten. Die Besonderheit des nach innen gerichteten Lichtstroms garantiert einen besonders hohen Sehkomfort und trägt zur Leichtigkeit der Konstruktion bei. Die Deckenrosetten mit Netzteilen und die Lampenbefestigungssätze müssen je nach gewählter Zusammensetzung separat bestellt werden. (Seite.110).*

*Состав подвесных светильников с рассеянным светом.  
Корпус выполнен из каландрированного алюминиевого профиля, диффузора из опалового поликарбоната и коаксиального кабеля питания.  
Доступны в разных размерах и с различной отделкой.  
Возможность нескольких конфигураций и типов затемнения.  
Особенность светового потока, направленного внутрь окружности, гарантирует особенно высокий визуальный комфорт и помогает повысить легкость конструкции.  
Потолочные розетки с блоками питания и комплекты для крепления светильников заказываются отдельно в соответствии с выбранной композицией. (стр.110).*

# Lancia Tonda system



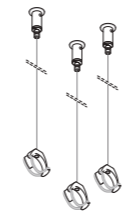
Composizioni con attacchi multipli - Compositions with multiple attacks



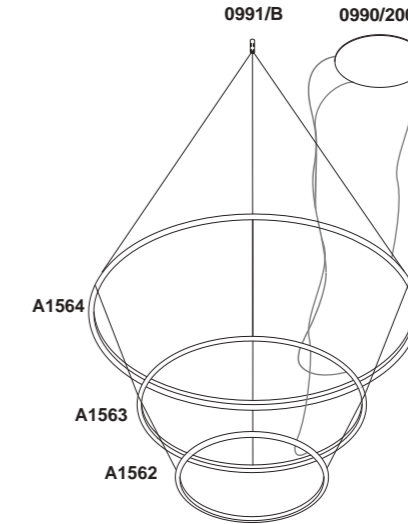
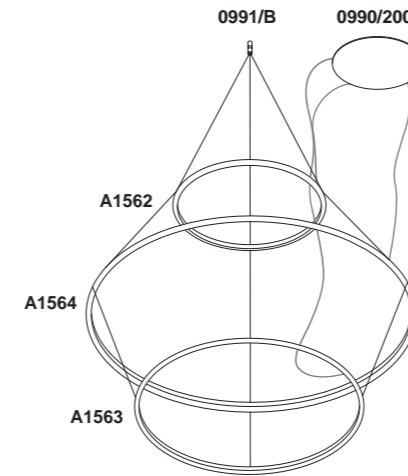
Kit fissaggio singola lampada  
Single lamp cable kit

**0991/A**  
3 Cavi acciaio 2 mt.  
3 Decentratori fissaggio cavo.  
3 Clip reggi lampada.

3 Stell cables 2 mt.  
3 Element for cable fixing.  
3 Suspension clips.



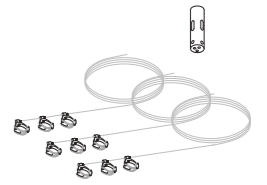
Composizioni con attacco singolo (max 3 lampade) - Compositions with single attacks (max 3 lamps)



Kit fissaggio 3 lampade  
3 lamps cable kit

**0991/B**  
3 Cavi acciaio 4 mt.  
1 Decentratore fissaggio cavi.  
3 Clip reggi lampada.

3 Stell cables 4 mt.  
1 Displacement element for cable fixing.  
3 Suspension clips.



CUSTOM SIZE - Tabella dimensioni disponibili a richiesta - Table of available lengths on request.

LED source 24V-18W/mt  
Lunghezza del cavo elettrico 250 cm - Electric cable length 250 cm

Codice Code	Ø cm	Watt	Finitura Finishes	LED color 2700K Lm	LED color 3000K Lm	LED color 4000K Lm
A1566	50	27	.01 Bianco - White	/XW 2835	/WW 3030	/W 3390
A1566	50	27	.02 Nero - Black	/XW 2835	/WW 3030	/W 3390
A1566	50	27	.25 Dorato satinato - Gilded satin	/XW 2835	/WW 3030	/W 3390
A1566	50	27	.31 Cromato - Chromed	/XW 2835	/WW 3030	/W 3390
A1566	50	27	.85 Verniciato argento - Painted silver finishing	/XW 2835	/WW 3030	/W 3390
A1566	50	27	.86 Verniciato oro - Painted gold finishing	/XW 2835	/WW 3030	/W 3390
A1566	50	27	.87 Verniciato rame - Painted copper finishing	/XW 2835	/WW 3030	/W 3390
A1566	50	27	.88 Verniciato bronzo - Painted bronze finishing	/XW 2835	/WW 3030	/W 3390
A1562	70	37,8	.01 Bianco - White	/XW 3969	/WW 4242	/W 4776
A1562	70	37,8	.02 Nero - Black	/XW 3969	/WW 4242	/W 4776
A1562	70	37,8	.25 Dorato satinato - Gilded satin	/XW 3969	/WW 4242	/W 4776
A1562	70	37,8	.31 Cromato - Chromed	/XW 3969	/WW 4242	/W 4776
A1562	70	37,8	.85 Verniciato argento - Painted silver finishing	/XW 3969	/WW 4242	/W 4776
A1562	70	37,8	.86 Verniciato oro - Painted gold finishing	/XW 3969	/WW 4242	/W 4776
A1562	70	37,8	.87 Verniciato rame - Painted copper finishing	/XW 3969	/WW 4242	/W 4776
A1562	70	37,8	.88 Verniciato bronzo - Painted bronze finishing	/XW 3969	/WW 4242	/W 4776
A1563	100	54	.01 Bianco - White	/XW 5670	/WW 6060	/W 6780
A1563	100	54	.02 Nero - Black	/XW 5670	/WW 6060	/W 6780
A1563	100	54	.85 Verniciato argento - Painted silver finishing	/XW 5670	/WW 6060	/W 6780
A1563	100	54	.86 Verniciato oro - Painted gold finishing	/XW 5670	/WW 6060	/W 6780
A1563	100	54	.87 Verniciato rame - Painted copper finishing	/XW 5670	/WW 6060	/W 6780
A1563	100	54	.88 Verniciato bronzo - Painted bronze finishing	/XW 5670	/WW 6060	/W 6780
A1564	150	81	.01 Bianco - White	/XW 8505	/WW 9090	/W 10170
A1564	150	81	.02 Nero - Black	/XW 8505	/WW 9090	/W 10170
A1564	150	81	.85 Verniciato argento - Painted silver finishing	/XW 8505	/WW 9090	/W 10170
A1564	150	81	.86 Verniciato oro - Painted gold finishing	/XW 8505	/WW 9090	/W 10170
A1564	150	81	.87 Verniciato rame - Painted copper finishing	/XW 8505	/WW 9090	/W 10170
A1564	150	81	.88 Verniciato bronzo - Painted bronze finishing	/XW 8505	/WW 9090	/W 10170





**design U.T. EgoLucce - 2021**

Lampada a sospensione realizzata con una barra luminosa orientabile IP 54 in metacrilato trasparente anti-UV, terminali in acciaio inox AISI 316L e cavo in neoprene.

Disponibile in diverse misure.

Rosoni con alimentatori da abbinare in base alla potenza desiderata (pg.110).

La collezione Wanda System si completa con le versioni a parete/soffitto (catalogo tecnico).

*Suspension lamp made with an IP 54 adjustable light bar in transparent anti-UV methacrylate, terminals in AISI 316L stainless steel and neoprene cable.*

*Available in different sizes.*

*Canopy with power supplies to be combined according to the desired power (pg. 110).*

*The Wanda System collection is completed with the wall / ceiling versions (technical catalog).*

*Lampe à suspension composée d'une barre lumineuse réglable IP 54 en méthacrylate transparent anti-UV, bornes en acier inoxydable AISI 316L et câble en néoprène. Disponible en différentes tailles.*

*Rosaces avec alimentations à combiner selon la puissance souhaitée (pg.110).*

*La collection Wanda System est complétée par les versions mur/plafond (catalogue technique).*

*Lámpara de suspensión realizada con barra de luz orientable IP 54 en metacrilato transparente anti-UV, terminales en acero inoxidable AISI 316L y cable de neopreno.*

*Disponibile en diferentes tamaños.*

*Floron con fuentes de alimentación para combinar según la potencia deseada (pág.110).*

*La colección Wanda System se completa con las versiones pared / techo (catálogo técnico).*

*Pendelleuchte mit verstellbarem Lichtbalken IP 54 aus transparentem Anti-UV-Methacrylat, Anschlüsse aus Edelstahl AISI 316L und Neoprenkabel.*

*Erhältlich in verschiedenen Größen.*


*Rosetten mit Netzteilen, die entsprechend der gewünschten Leistung kombiniert werden (S.110). Die Wanda System Kollektion wird durch die Wand- / Deckenversionen (technischer Katalog) vervollständigt.*

*Подвесной светильник с регулируемой световой балкой IP 54 из прозрачного метакрилата с защитой от УФ-излучения, клеммами из нержавеющей стали AISI 316L и кабелем из неопрена.*

*Доступны в разных размерах.*

*Розетки с источниками питания, которые необходимо комбинировать в соответствии с желаемой мощностью (стр.110). Коллекция Wanda System укомплектована настенными / потолочными версиями (технический каталог).*

# Wanda system



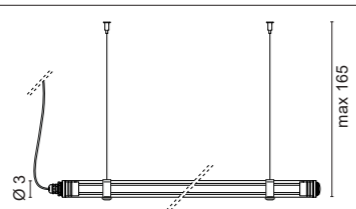


**1665**

**/128** (L. 128cm)  
**.33** Acciaio satinato - Matt steel

Color temperature	Light sources	lm
<b>/W</b> 4000K	LED 17,3W CRI>90	2040lm
<b>/WW</b> 3000K	LED 17,3W CRI>90	1920lm
<b>/XW</b> 2700K	LED 17,3W CRI>90	1800lm

1,10 Kg



**1565/128** 128  
**1565/158** 188  
**1565/178** 178  
**1565/208** 208

**/158** (L. 158cm)  
**.33** Acciaio satinato - Matt steel

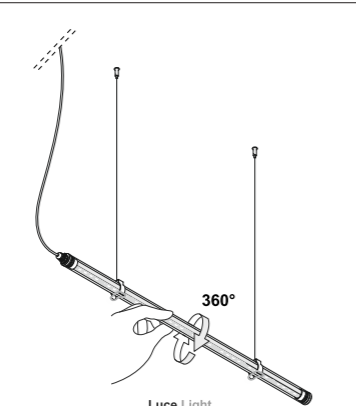
Color temperature	Light sources	lm
<b>/W</b> 4000K	LED 21,6W CRI>90	2550lm
<b>/WW</b> 3000K	LED 21,6W CRI>90	2400lm
<b>/XW</b> 2700K	LED 21,6W CRI>90	2250lm

1,36 Kg

**/178** (L. 178cm)  
**.33** Acciaio satinato - Matt steel

Color temperature	Light sources	lm
<b>/W</b> 4000K	LED 24,5W CRI>90	2890lm
<b>/WW</b> 3000K	LED 24,5W CRI>90	2720lm
<b>/XW</b> 2700K	LED 24,5W CRI>90	2550lm

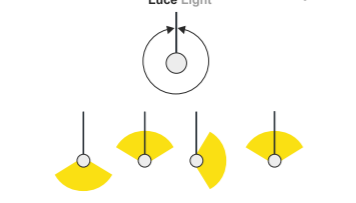
1,53 Kg



**/208** (L. 208cm)  
**.33** Acciaio satinato - Matt steel

Color temperature	Light sources	lm
<b>/W</b> 4000K	LED 28,8W CRI>90	3400lm
<b>/WW</b> 3000K	LED 28,8W CRI>90	3200lm
<b>/XW</b> 2700K	LED 28,8W CRI>90	3000lm

1,79 Kg



Lampada o composizione di lampade a sospensione dal disegno semplice ed essenziale, realizzate per fornire una Luce diretta continua e uniforme nel rispetto del più elevato confort visivo. Il corpo è realizzato con un profilo di alluminio, un diffusore in policarbonato opale e cavo di alimentazione coassiale.

Il sistema di aggancio consente di ruotare il profilo e orientare la luce nella direzione voluta. Questo permette di utilizzare la sospensione anche come luce indiretta.

Disponibile in diverse lunghezze e finiture.

I rosoni con alimentatori sono da ordinare separatamente in base alla tipologia della composizione scelta (pg.110).

*Lamp or composition of suspension lamps with a simple and essential design, made to provide continuous and uniform direct light in compliance with the highest visual comfort.*

*The body is made with an aluminum profile, an opal polycarbonate diffuser and coaxial power cable. The coupling system allows you to rotate the profile and direct the light in the desired direction. This allows the suspension to be used also as indirect light. Available in different lengths and finishes. The ceiling roses with power supplies are to be ordered separately according to the type of composition chosen (pg.110).*

*Lampe ou composition de lampes à suspension au design simple et essentiel, conçue pour fournir une lumière directe continue et uniforme dans le respect du plus grand confort visuel.*

*Le corps est composé d'un profilé en aluminium, d'un diffuseur en polycarbonate opale et d'un câble d'alimentation coaxial.*

*Le système de couplage vous permet de faire pivoter le profilé et de diriger la lumière dans la direction souhaitée. Cela permet à la suspension d'être utilisée également comme lumière indirecte. Disponible en différentes longueurs et finitions.*

*Les rosaces avec alimentations sont à commander séparément selon le type de composition choisi (page.110).*

*Lámpara o composición de lámparas de suspensión con un diseño sencillo y esencial, realizada para proporcionar una luz directa continua y uniforme cumpliendo con el máximo confort visual. El cuerpo está realizado con perfil de aluminio, difusor de policarbonato opal y cable de alimentación coaxial.*

*El sistema de acoplamiento le permite girar el perfil y dirigir la luz en la dirección deseada. Esto permite que la suspensión se utilice también como luz indirecta. Disponible en diferentes longitudes y acabados. Los florones con alimentadores deben pedirse por separado según el tipo de composición elegida (pág.110).*

*Lampe oder Zusammenstellung von Pendelleuchten mit einem einfachen und essentiellen Design, das ein kontinuierliches und gleichmäßiges direktes Licht bei höchstem Sehkomfort bietet.*

*Der Körper besteht aus einem Aluminiumprofil, einem opalen Polycarbonat-Diffusor und einem koaxialen Stromkabel.*

*Das Kopplungssystem ermöglicht es Ihnen, das Profil zu drehen und das Licht in die gewünschte Richtung zu lenken. Dadurch kann die Pendelleuchte auch als indirektes Licht verwendet werden. Erhältlich in verschiedenen Längen und Ausführungen.*

*Die Deckenrosetten mit Netzteil sind je nach gewählter Zusammenstellung separat zu bestellen (Seite.110).*

*Лампа или композиция из подвесных ламп с простой и простой конструкцией, обеспечивающей непрерывный и равномерный прямой свет с соблюдением высочайшего визуального комфорта. Корпус выполнен из алюминиевого профиля, диффузора из опалового поликарбоната и коаксиального кабеля питания. Система сцепления позволяет вращать профиль и направлять свет в нужном направлении. Это позволяет использовать подвеску также в качестве непрямого света. Доступны разной длины и отделки.*

*Потолочные розетки с блоками питания заказываются отдельно в соответствии с выбранной композицией (стр.110).*

# Lancia system



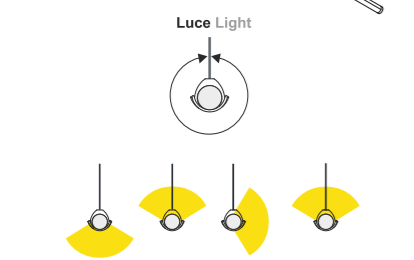
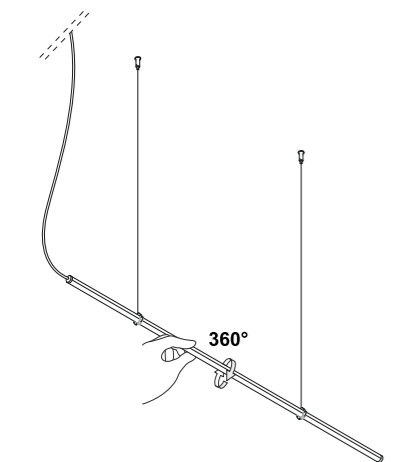
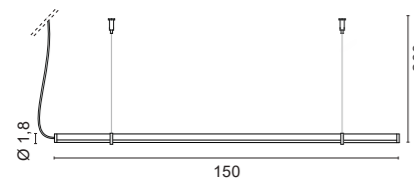


**1539**

- .01** Bianco - White
- .02** Nero - Black
- .85** Verniciato argento - Painted silver finishing
- .86** Verniciato oro - Painted gold finishing
- .87** Verniciato rame - Painted copper finishing
- .88** Verniciato bronzo - Painted bronze finishing

Color temperature	Light sources	lm
<b>/W</b> 4000K	LED 27W CRI>90	3390lm
<b>/WW</b> 3000K	LED 27W CRI>90	3030lm
<b>/XW</b> 2700K	LED 27W CRI>90	2835lm

1,10 Kg




**CUSTOM SIZE - Tabella lunghezze disponibili a richiesta - Table of available lengths on request.**

cm.	watt	2700K (XW)	lm	3000K (WW)	lm	4000K (W)	lm
102	18W	A1539. * /100/XW	1890	A1539. * /100/WW	2020	A1539. * /100/W	2260
127	22,5W	A1539. * /125/XW	2362	A1539. * /125/WW	2525	A1539. * /125/W	2825
152	27W	1539. * /XW	2835	1539. * /WW	3030	1539. * /W	3390
177	31,5W	A1539. * /175/XW	3307	A1539. * /175/WW	3535	A1539. * /175/W	3955
202	36W	A1539. * /200/XW	3780	A1539. * /200/WW	4040	A1539. * /200/W	4520
227	40,5W	A1539. * /225/XW	4252	A1539. * /225/WW	4545	A1539. * /225/W	5085
252	45W	A1539. * /250/XW	4725	A1539. * /250/WW	5050	A1539. * /250/W	5650
277	49,5W	A1539. * /275/XW	5197	A1539. * /275/WW	5555	A1539. * /275/W	6215
302	54W	A1539. * /300/XW	5670	A1539. * /300/WW	6060	A1539. * /300/W	6780

\* Codice finitura: - Finishes codes: **.01 .02 .85 .86 .87 .88**

Codici finiture - Finishes codes



**.01** Bianco - White      **.02** Nero - Black      **.85** Verniciato argento - Painted silver finishing      **.86** Verniciato oro - Painted gold finishing      **.87** Verniciato rame - Painted copper finishing      **.88** Verniciato bronzo - Painted bronze finishing

Sistema di lampade dal disegno semplice ed essenziale unite da cavo coassiale.

Il corpo è realizzato con un profilo di alluminio, un diffusore in policarbonato opale e cavo di alimentazione coassiale.

Il sistema di aggancio consente di ruotare il profilo e orientare la Luce nella direzione voluta. Questo permette di utilizzare la sospensione anche come Luce indiretta.

Il kit di fissaggio tra lampade e le clip di ancoraggio a soffitto sono da ordinare separatamente.

I rosini con alimentatori sono da ordinare separatamente in base alla tipologia della composizione scelta (pg.110).

*System of lamps with a simple and essential design joined by coaxial cable.*

*The body is made with an aluminum profile, an opal polycarbonate diffuser and coaxial power cable.*

*The coupling system allows you to rotate the profile and orient the light in the desired direction. This allows the suspension to be used also as indirect light. The lamp fixing kit and the ceiling anchoring clips must be ordered separately. The ceiling roses with power supplies are to be ordered separately according to the type of composition chosen (pg.110).*

*Système de lampes au design simple et essentiel reliées par câble coaxial. Le corps est composé d'un profilé en aluminium, d'un diffuseur en polycarbonate opale et d'un câble d'alimentation coaxial. Le système de couplage permet de faire pivoter le profilé et d'orienter la lumière dans la direction souhaitée. Cela permet à la suspension d'être utilisée également comme lumière indirecte.*

*Le kit de fixation de la lampe et les clips d'ancrage au plafond sont à commander séparément.*

*Les rosaces avec alimentations sont à commander séparément selon le type de composition choisi (page.110).*

*Sistema de lámparas de diseño sencillo y esencial unidas por cable coaxial. El cuerpo está realizado con perfil de aluminio, difusor de policarbonato opal y cable de alimentación coaxial.*

*El sistema de acoplamiento permite rotar el perfil y orientar la luz en la dirección deseada. Esto permite que la suspensión se utilice también como luz indirecta.*

*El kit de fijación de la lámpara y los clips de fijación al techo deben pedirse por separado.*

*Los florones con alimentadores deben pedirse por separado según el tipo de composición elegida (pág .110).*

*Lampensystem mit einfachem und essentiell Design, verbunden durch Koaxialkabel.*

*Der Körper besteht aus einem Aluminiumprofil, einem opalen Polycarbonat-Diffusor und einem koaxialen Stromkabel.*

*Das Kopplungssystem ermöglicht es Ihnen, das Profil zu drehen und das Licht in die gewünschte Richtung auszurichten. Dadurch kann die Pendelleuchte auch als indirektes Licht verwendet werden.*

*Das Lampenbefestigungsset und die Deckenbefestigungsclips sind separat zu bestellen.*

*Die Deckenrosetten mit Netzteil sind je nach gewählter Zusammenstellung separat zu bestellen (Seite.110).*


*Система светильников простой и строгой конструкции, соединенных коаксиальным кабелем.*

*Корпус выполнен из алюминиевого профиля, диффузора из опалового поликарбоната и коаксиального кабеля питания.*

*Система сцепления позволяет вращать профиль и ориентировать свет в нужном направлении. Это позволяет использовать подвеску также в качестве непрямого света. Комплект для крепления лампы и зажимы для крепления к потолку заказываются отдельно.*

*Потолочные розетки с блоками питания заказываются отдельно в соответствии с выбранной композицией (стр.110).*

# Multi Lancia system



**1670**

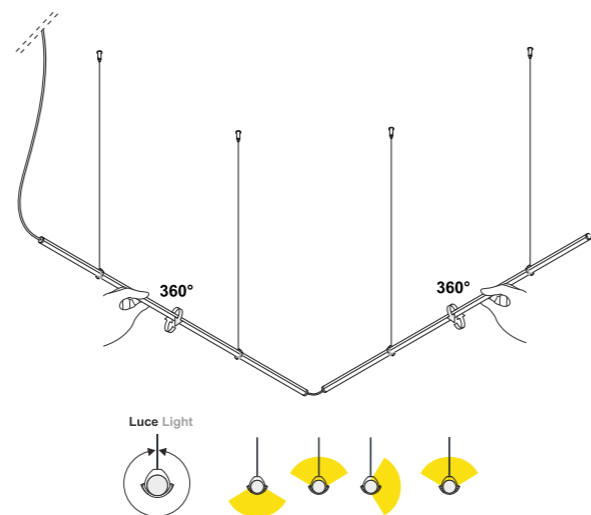
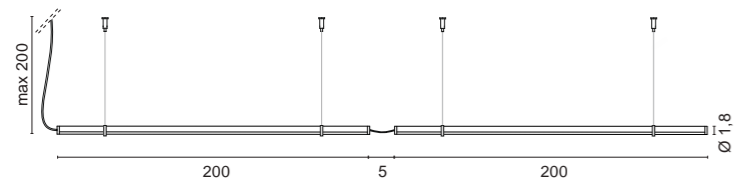
- .01 Bianco - White
- .02 Nero - Black

2x200cm

Kit di fissaggio a sospensione fornito con la lampada.  
Suspension fixing kit supplied with the lamp.

Color temperature	Light sources	lm
/W 4000K	LED 72W CRI>90	9040lm
/WW 3000K	LED 72W CRI>90	8080lm
/XW 2700K	LED 72W CRI>90	7560lm

2,80 Kg



Esempio di installazione con 1 art. 0092 + 1 art.1670.  
Example of installation with 1 art 0092 + 1 art 1670.

**1671**

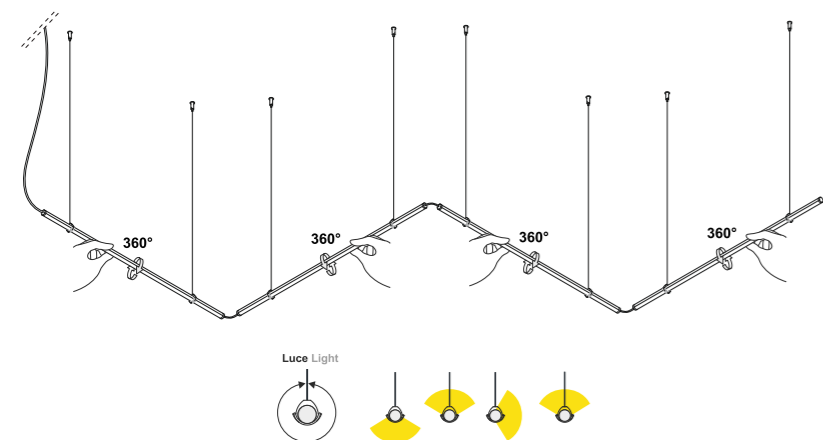
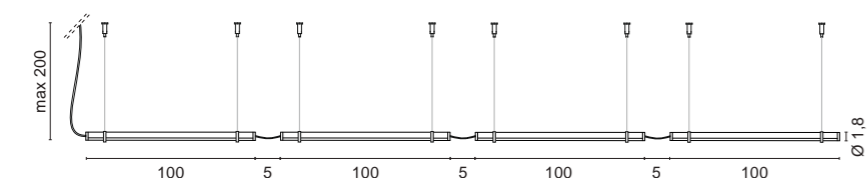
- .01 Bianco - White
- .02 Nero - Black

4x100cm

Kit di fissaggio a sospensione fornito con la lampada.  
Suspension fixing kit supplied with the lamp.

Color temperature	Light sources	lm
/W 4000K	LED 72W CRI>90	9040lm
/WW 3000K	LED 72W CRI>90	8080lm
/XW 2700K	LED 72W CRI>90	7560lm

2,80 Kg



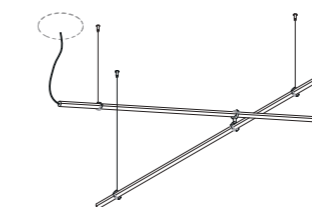

Esempio di installazione con 8 art. 0093 + 1 art.1671.  
Example of installation with 8 art 0093 + 1 art 1671.

Optional  
Accessori - Accessories

**0092**

Kit di fissaggio tra lampade.  
Fixing kit between lamp.

- .00 Trasparente - Clear





Esempio di installazione  
con 1 art. 0092 + 1 art.1670.  
Example of installation  
with 1 art 0092 + 1 art 1670.

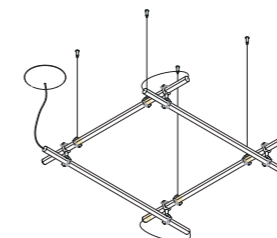
**0093**

Clip di fissaggio a soffitto.  
Ceiling fixing clip

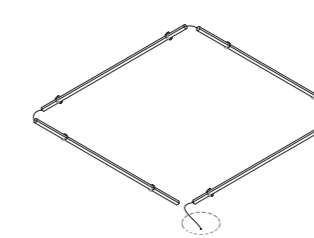
- .00 Trasparente - Clear



Esempio di installazione  
con 4 art. 0093 + 1 art.1670.  
Example of installation  
with 4 art 0093 + 1 art 1670.



Esempio di installazione  
con 4 art. 0092 + 1 art.1671.  
Example of installation  
with 4 art 0092 + 1 art 1671.



Esempio di installazione  
con 8 art. 0093 + 1 art.1671.  
Example of installation  
with 8 art 0093 + 1 art 1671.


Codici finiture - Finishes codes



.01 Bianco - White



.02 Nero - Black



## design U.T. EgoIuce - 2021

Lampada o composizione di lampade a sospensione lineari a Luce diffusa.

Corpo in alluminio di ridotte dimensioni verniciato bianco con diffusore in metacrilato satinato.

Disponibile in diverse misure. La lampada caratterizzata da un disegno semplice ed essenziale che conferisce un aspetto che ben si adatta a qualsiasi tipo di ambiente, dagli interni classici a quelli moderni. I rosconi con alimentatori sono da ordinare separatamente in base alla tipologia della composizione scelta (pg.110).

La collezione Extra system si completa con le versioni a parete/soffitto (pg. 396).

*Lamp or composition of linear suspension lamps with diffused light. Small white painted aluminum body with satin methacrylate diffuser. Available in different sizes.*

*The lamp characterized by a simple and essential design that gives an appearance that is well suited to any type of environment, from classic to modern interiors.*

*The ceiling roses with power supplies are to be ordered separately according to the type of composition chosen (pg.110).*

*The Extra System collection is completed with the wall / ceiling versions (pg. 396).*

*Lampe ou composition de lampes à suspension linéaire à lumière diffuse. Petit corps en aluminium peint en blanc avec diffuseur en méthacrylate satiné. Disponible en différentes tailles.*

*La lampe caractérisée par un design simple et essentiel qui donne un aspect bien adapté à tout type d'environnement, des intérieurs classiques aux intérieurs modernes.*

*Les rosaces avec alimentations sont à commander séparément selon le type de composition choisi (page.110).*

*La collection Extra System est complétée par les versions mur/plafond (p. 396).*

*Lámpara o composición de lámparas de suspensión lineal con luz difusa.*

*Pequeño cuerpo de aluminio pintado de blanco con difusor de metacrilato satinado. Disponible en diferentes tamaños.*

*La lámpara que se caracteriza por un diseño simple y esencial que le da un aspecto que se adapta bien a cualquier tipo de ambiente, desde interiores clásicos a modernos.*

*Los florones con alimentadores deben pedirse por separado según el tipo de composición elegida (pág .110).*

*La colección Extra System se completa con las versiones pared / techo (pág. 396).*

*Lampe oder Zusammensetzung von linearen Pendelleuchten mit diffusem Licht. Kleiner weiß lackierter Aluminiumkörper mit satiniertem Methacrylat-Diffusor. Erhältlich in verschiedenen Größen.*

*Die Lampe zeichnet sich durch ein einfaches und essentielles Design aus, das ein Erscheinungsbild verleiht, das sich gut für jede Art von Umgebung eignet, von klassischen bis hin zu modernen Interieurs. Die Deckenrosetten mit Netzteil sind je nach gewählter Zusammenstellung separat zu bestellen (Seite.110).*

*Die Kollektion Extra System wird durch die Wand-/Deckenversionen (S. 396) vervollständigt.*

*Лампа или композиция из линейных подвесных светильников с рассеянным светом. Маленький алюминиевый корпус, окрашенный в белый цвет, с диффузором из матового метакрилата. Доступны в разных размерах.*

*Лампа отличается простым и строгим дизайном, который создает вид, который хорошо подходит для любого типа интерьера, от классического до современного интерьера.*

*Потолочные розетки с блоками питания заказываются отдельно в соответствии с выбранной композицией (стр110).*

*Коллекция Extra System дополняется версиями для стены / потолка (стр. 396).*




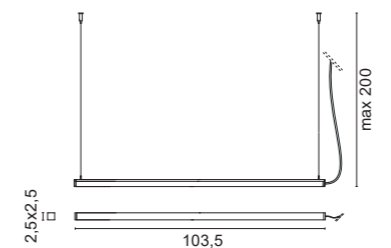
# Extra system

1559

.01 Bianco - White

Color temperature	Light sources	lm
<b>/W</b> 4000K	LED 15W CRI>90	1840lm
<b>/WW</b> 3000K	LED 15W CRI>90	1650lm
<b>/XW</b> 2700K	LED 15W CRI>90	1560lm

1,10 Kg



### CUSTOM SIZE - Tabella lunghezze disponibili a richiesta - Table of available lengths on request.

cm.	watt	2700K (XW)	lm	3000K (WW)	lm	4000K (W)	lm
103	15W	<b>1559.01/XW</b> ★	1560	<b>1559.01/WW</b> ★	1650	<b>1559.01/W</b> ★	1840
128	18,5W	<b>A1559.01/125/XW</b>	1955	<b>A1559.01/125/WW</b>	2068	<b>A1559.01/125/W</b>	2306
153	22W	<b>A1559.01/150/XW</b>	2340	<b>A1559.01/150/WW</b>	2475	<b>A1559.01/150/W</b>	2760
178	26,5W	<b>A1559.01/175/XW</b>	2735	<b>A1559.01/175/WW</b>	2893	<b>A1559.01/175/W</b>	3226
203	30W	<b>A1559.01/200/XW</b>	3120	<b>A1559.01/200/WW</b>	3300	<b>A1559.01/200/W</b>	3680
228	33,5W	<b>A1559.01/225/XW</b>	3515	<b>A1559.01/225/WW</b>	3718	<b>A1559.01/225/W</b>	4146
253	37,5W	<b>A1559.01/250/XW</b>	3900	<b>A1559.01/250/WW</b>	4125	<b>A1559.01/250/W</b>	4600
278	41,5W	<b>A1559.01/275/XW</b>	4295	<b>A1559.01/275/WW</b>	4543	<b>A1559.01/275/W</b>	5066
303	45W	<b>A1559.01/300/XW</b>	4680	<b>A1559.01/300/WW</b>	4950	<b>A1559.01/300/W</b>	5520

★ Articolo standard a catalogo - Standard catalogue item



Rosoni per sistemi a sospensione 24V - Ceiling roses for suspension systems 24V

Riferimento progetti - Projects reference:  
**WANDA system - LANCIA system - LANCIA system**  
**MULTI LANCIA system - EXTRA system**

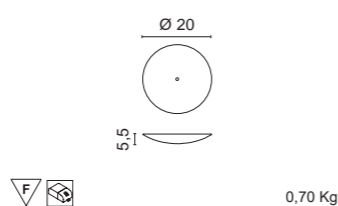
**ROSONE COMPLETO DI DRIVER 60W**  
**CEILING ROSE WITH DRIVER 60W**

Code	W	Codici finiture - Finishes codes
0990/60	60W	.01 Bianco - White
0990/60	60W	.02 Nero - Black
0990/60	60W	.85 Verniciato argento - Painted silver finishing
0990/60	60W	.86 Verniciato oro - Painted gold finishing
0990/60	60W	.87 Verniciato rame - Painted copper finishing
0990/60	60W	.88 Verniciato bronzo - Painted bronze finishing

**DIMMERAZIONE**  
**DIMMING**

1...10 V
/P /N
/P /N
/P /N
/P /N
/P /N
/P /N

50/60Hz 220-230V - 60W



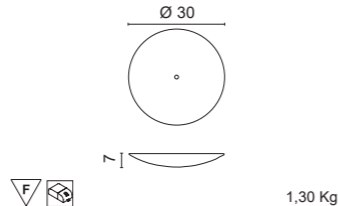
**ROSONE COMPLETO DI DRIVER 100W**  
**CEILING ROSE WITH DRIVER 100W**

Code	W	Codici finiture - Finishes codes
0990/100	100W	.01 Bianco - White
0990/100	100W	.02 Nero - Black
0990/100	100W	.85 Verniciato argento - Painted silver finishing
0990/100	100W	.86 Verniciato oro - Painted gold finishing
0990/100	100W	.87 Verniciato rame - Painted copper finishing
0990/100	100W	.88 Verniciato bronzo - Painted bronze finishing

**DIMMERAZIONE**  
**DIMMING**

1...10 V	0-10V
/P /N /ID	
/P /N /ID	
/P /N /ID	
/P /N /ID	
/P /N /ID	
/P /N /ID	

50/60Hz 220-230V - 100W



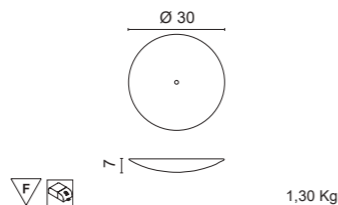
**ROSONE COMPLETO DI DRIVER 150W**  
**CEILING ROSE WITH DRIVER 150W**

Code	W	Codici finiture - Finishes codes
0990/150	150W	.01 Bianco - White
0990/150	150W	.02 Nero - Black
0990/150	150W	.85 Verniciato argento - Painted silver finishing
0990/150	150W	.86 Verniciato oro - Painted gold finishing
0990/150	150W	.87 Verniciato rame - Painted copper finishing
0990/150	150W	.88 Verniciato bronzo - Painted bronze finishing

**DIMMERAZIONE**  
**DIMMING**

1...10 V	0-10V
/P /N /ID	
/P /N /ID	
/P /N /ID	
/P /N /ID	
/P /N /ID	
/P /N /ID	

50/60Hz 220-230V - 150W



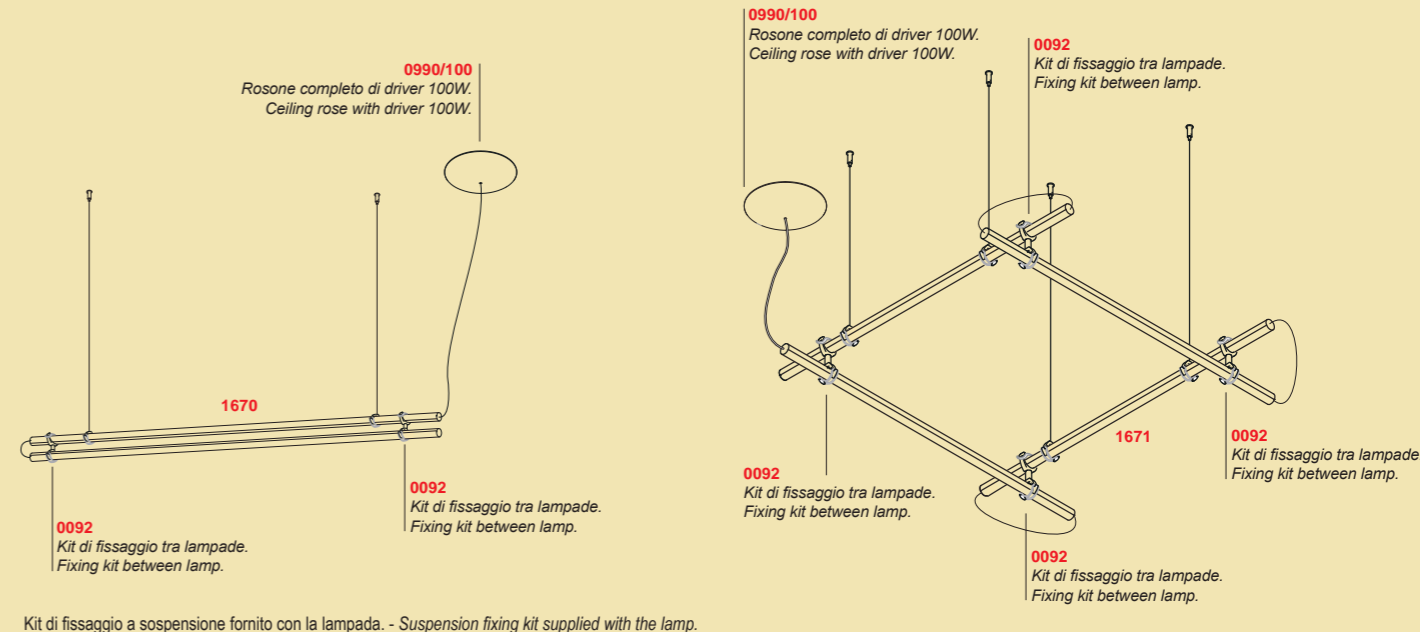
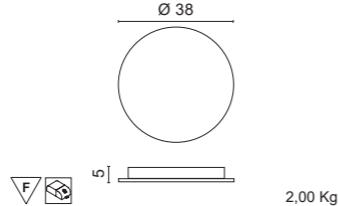
**ROSONE COMPLETO DI DRIVER 200W (2x100W)**  
**CEILING ROSE WITH DRIVER 200W (2x100W)**

Code	W	Codici finiture - Finishes codes
0990/200	200W	.01 Bianco - White
0990/200	200W	.02 Nero - Black
0990/200	200W	.85 Verniciato argento - Painted silver finishing
0990/200	200W	.86 Verniciato oro - Painted gold finishing
0990/200	200W	.87 Verniciato rame - Painted copper finishing
0990/200	200W	.88 Verniciato bronzo - Painted bronze finishing

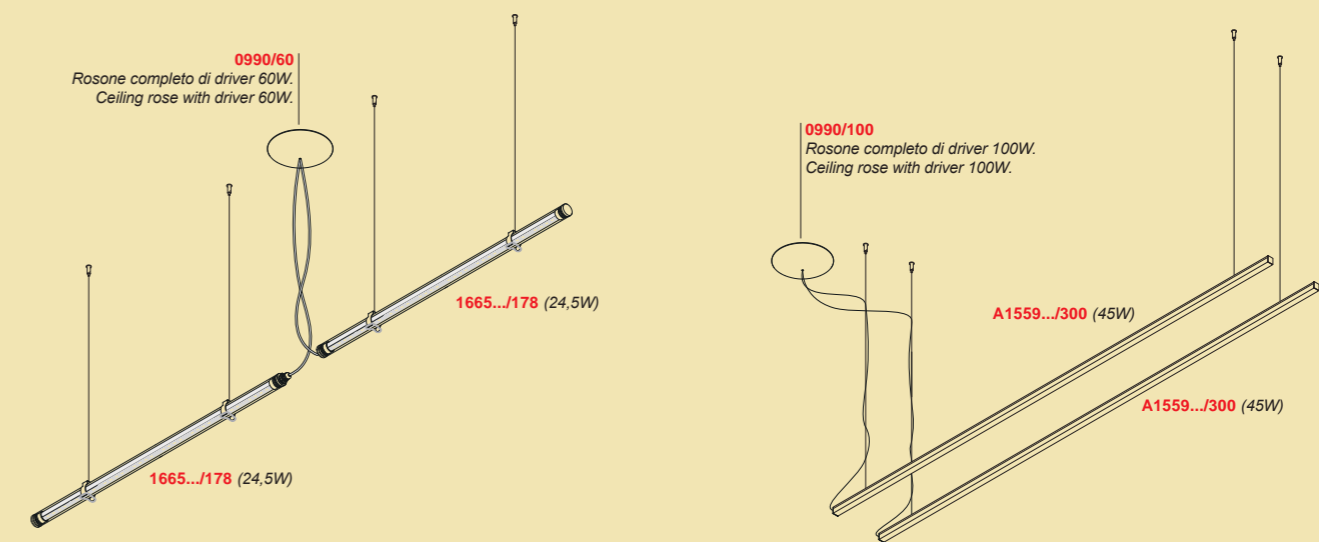
**DIMMERAZIONE**  
**DIMMING**

1...10 V	0-10V
/P /N /ID	
/P /N /ID	
/P /N /ID	
/P /N /ID	
/P /N /ID	
/P /N /ID	

50/60Hz 220-230V - 200W

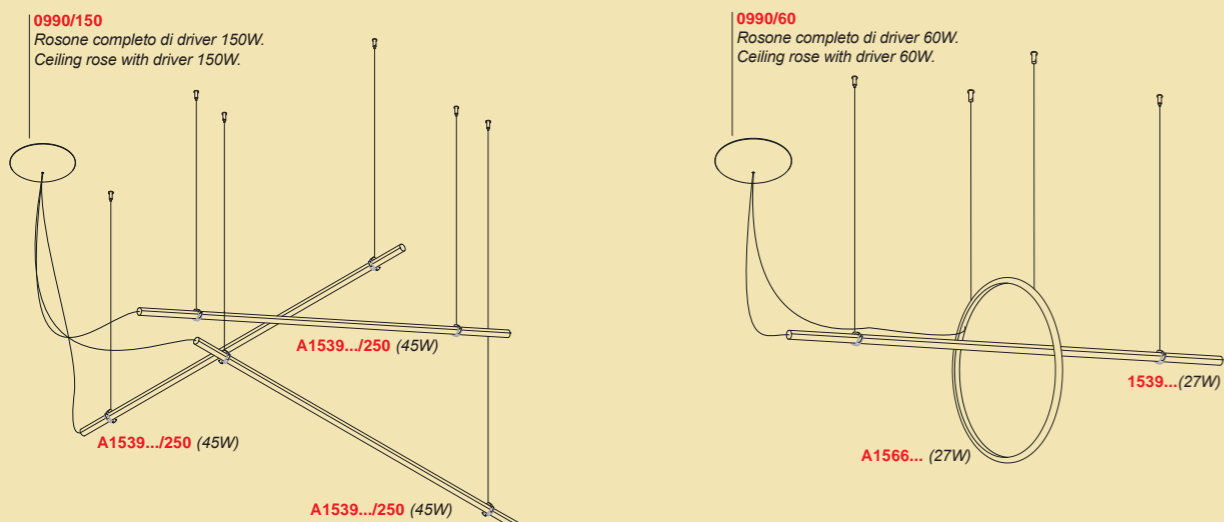


Kit di fissaggio a sospensione fornito con la lampada. - Suspension fixing kit supplied with the lamp.

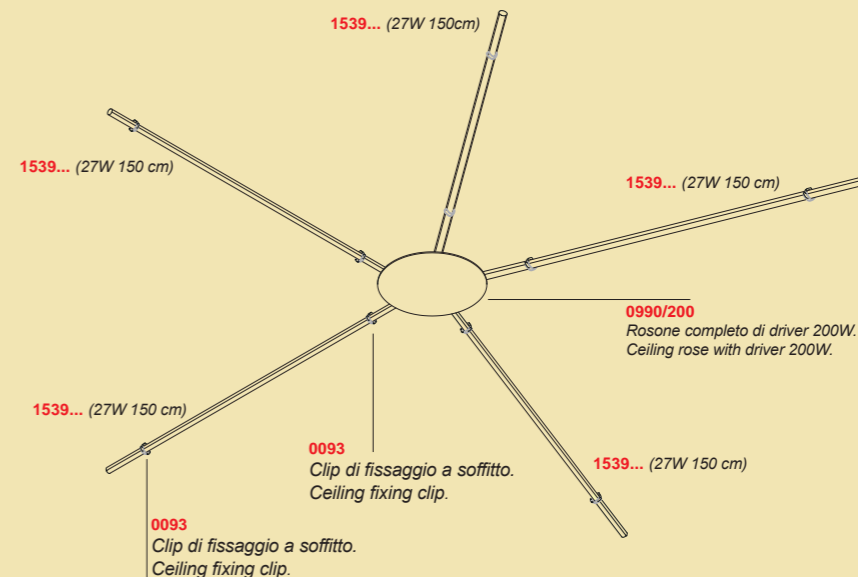


Kit di fissaggio a sospensione fornito con la lampada. - Suspension fixing kit supplied with the lamp.

Esempi di installazione multipla, la scelta del rosone è determinata dalla somma delle potenze delle singole lampade.  
 Examples of multiple installation, the choice of the ceiling rose depends on total power consumption.





Kit di fissaggio a sospensione fornito con la lampada. - Suspension fixing kit supplied with the lamp.



Clip di fissaggio a soffitto. Ceiling fixing clip.

# Lancia di Achille





La lampada scorre in verticale sul cavo e può essere orientata. - *The stem can move and be orientated along the vertical steel cable.*



L'interruttore dimmer touch con memoria è integrato nel profilo. *The dimmer-switch with memory is integrated in the stem.*



Il contrappeso permette il posizionamento della lampada nel punto desiderato. *The counterweight maintains the lamp in the desired position.*

**1567**

- .01** Bianco - White
- .02** Nero - Black
- .31** Cromato - Chromed

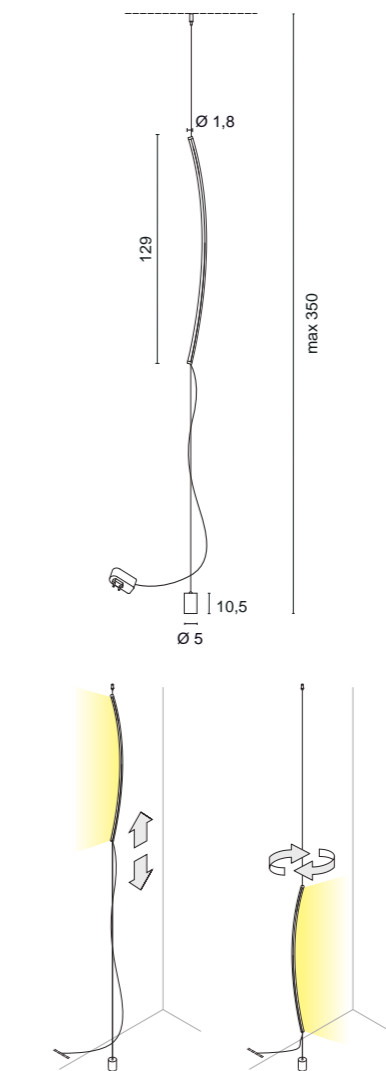
Color temperature	Light sources	lm
<b>/W</b> 4000K	LED 19,5W CRI>90	2486lm
<b>/WW</b> 3000K	LED 19,5W CRI>90	2222lm
<b>/XW</b> 2700K	LED 19,5W CRI>90	2079lm







2,80 Kg



Codici finiture - *Finishes codes*



**.01** Bianco - White



**.02** Nero - Black



**.31** Cromo - Chromed

Lampada a sospensione scorrevole ed orientabile su cavo a Luce diffusa.

Il corpo è realizzato con un profilo di alluminio e un diffusore in policarbonato opale.

La lampada è fornita con alimentatore su spina e interruttore/dimmer touch con memoria integrato nel profilo.

Le dimensioni ridotte e la semplicità d'installazione ne consentono l'utilizzo anche in spazi minimi, angoli dove talvolta è impossibile portare altre fonti di Luce.

*Sliding and adjustable suspension lamp on cable with diffused light.*

*The body is made with an aluminum profile and an opal polycarbonate diffuser.*

*The lamp is supplied with power supply on plug and touch switch / dimmer with memory integrated in the profile.*

*The small size and simplicity of installation allow it to be used even in small spaces, corners where it is sometimes impossible to bring other sources of light.*

*Lampe à suspension coulissante et orientable sur câble à lumière diffuse.*

*Le corps est composé d'un profilé en aluminium et d'un diffuseur en polycarbonate opale.*

*La lampe est fournie avec alimentation sur prise et interrupteur/variateur tactile avec mémoire intégrée dans le profil.*

*La petite taille et la simplicité d'installation lui permettent d'être utilisés même dans de petits espaces, des coins où il est parfois impossible d'apporter d'autres sources de lumière.*

*Lámpara de suspensión corredera y orientable sobre cable con luz difusa.*

*El cuerpo está realizado con perfil de aluminio y difusor de policarbonato opal.*

*La lámpara se suministra con alimentación en enchufe e interruptor / dimmer táctil con memoria integrada en el perfil.*

*El reducido tamaño y la sencillez de instalación permiten su uso incluso en espacios reducidos, rincones donde a veces es imposible llevar otras fuentes de luz.*

*Schiebe- und verstellbare Pendelleuchte am Kabel mit diffusem Licht.*

*Der Körper besteht aus einem Aluminiumprofil und einem opalen Polycarbonat-Diffusor.*

*Die Leuchte wird mit Netzteil am Stecker und Touchschalter / Dimmer mit im Profil integriertem Speicher geliefert.*

*Die geringe Größe und die einfache Installation ermöglichen den Einsatz auch in kleinen Räumen, in Ecken, in denen es manchmal unmöglich ist, andere Lichtquellen einzubringen*


*Подвесной светильник регулируемый на тросе с рассеянным светом.*

*Корпус выполнен из алюминиевого профиля и диффузора из опалового поликарбоната.*

*Лампа поставляется с блоком питания на вилке и сенсорным переключателем / диммером с памятью, встроенной в профиль.*

*Небольшие размеры и простота установки позволяют использовать его даже в небольших помещениях, углах, куда иногда невозможно подвести другие источники света.*

# Lancia



La lampada scorre in verticale sul cavo e può essere orientata.  
The stem can move and be orientated along the vertical steel cable.



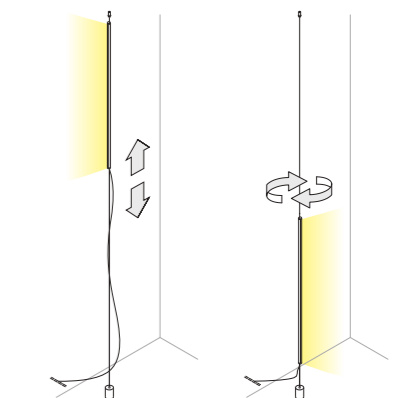
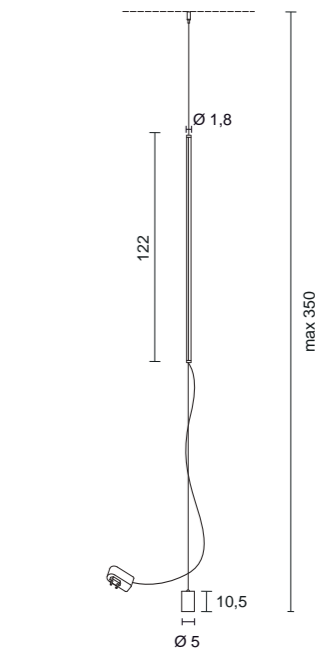
L'interruttore dimmer touch con memoria è integrato nel profilo.  
The dimmer-switch with memory is integrated in the stem.

## 1577

- .01 Bianco - White
- .02 Nero - Black
- .31 Cromato - Chromed

Color temperature	Light sources	lm
<b>/W</b> 4000K	LED 19,5W CRI>90	2486lm
<b>/WW</b> 3000K	LED 19,5W CRI>90	2222lm
<b>/XW</b> 2700K	LED 19,5W CRI>90	2079lm

F □ ⊗ Dim CRI 90 R 2,80 Kg



Il contrappeso permette il posizionamento della lampada nel punto desiderato.  
The counterweight maintains the lamp in the desired position.

Lampada o sistema di lampade a sospensione caratterizzate da un'alta efficienza luminosa diretta e puntuale.

Il corpo è realizzato con un tubo di ottone e un dissipatore in alluminio. Disponibile in tre lunghezze e svariate finiture.

La forma essenziale e le dimensioni rendono Stick adatta per l'illuminazione puntuale su piccoli tavoli, penisole, comodini o, disposta in gruppi di più elementi, per illuminare banchi per reception di hotels e uffici o tavoli di grandi dimensioni.

I rosoni con alimentatori ed accessori, sono da ordinare separatamente in base alla tipologia della composizione scelta. (pg.136). La collezione Stick si completa con la versione a soffitto (pg. 334).

*Lamp or suspension lamp system characterized by a high direct and punctual luminous efficiency. The body is made with a brass tube and an aluminum heatsink. Available in three lengths and various finishes. The essential shape and size make Stick suitable for spot lighting on small tables, peninsulas, bedside tables or, arranged in groups of several elements, to illuminate hotel and office reception desks or large tables. The ceiling roses with power supplies and accessories must be ordered separately according to the type of composition chosen. (pg.136).*

*The Stick collection is completed with the ceiling version (pg. 334).*

*Système de lampe ou de suspension caractérisé par un rendement lumineux direct et ponctuel élevé.*

*Le corps est composé d'un tube en laiton et d'un radiateur en aluminium. Disponible en trois longueurs et différentes finitions.*

*La forme et la taille essentielles font de Stick un éclairage ponctuel sur de petites tables, des péninsules, des tables de chevet ou, disposés en groupes de plusieurs éléments, pour éclairer des bureaux d'accueil d'hôtels et de bureaux ou de grandes tables.*

*Les rosaces avec alimentations et accessoires sont à commander séparément selon le type de composition choisi. (page.136).*

*La collection Stick est complétée par la version plafonnier (pg. 334).*

*Sistema de lámpara o suspensión que se caracteriza por una alta eficiencia luminosa directa y puntual.*

*El cuerpo está hecho con un tubo de latón y un disipador de calor de aluminio. Disponible en tres longitudes y varios acabados.*

*La forma y el tamaño esenciales hacen que Stick sea adecuado para la iluminación puntual en mesas pequeñas, penínsulas, mesitas de noche o, dispuestas en grupos de varios elementos, para iluminar mostradores de recepción de hoteles y oficinas o mesas grandes. Los florones con alimentadores y accesorios deben pedirse por separado según el tipo de composición elegida. (pág.136).*

*La colección Stick se completa con la versión de techo (pág. 334).*

*Lampen- oder Pendelleuchtensystem, das sich durch eine hohe direkte und punktuelle Lichtausbeute auszeichnet.*

*Das Gehäuse besteht aus einem Messingrohr und einem Aluminiumkühlkörper. Erhältlich in drei Längen und verschiedenen Ausführungen. Durch die essentielle Form und Größe eignet sich Stick zur Spotbeleuchtung auf kleinen Tischen, Halbinseln, Nachttischen oder, in Gruppen aus mehreren Elementen angeordnet, zur Beleuchtung von Hotel- und Bürorezeptionen oder großen Tischen. Die Deckenrosetten mit Netzteilen und Zubehör müssen je nach gewählter Zusammenstellung separat bestellt werden. (Seite.136). Abgerundet wird die Stick-Kollektion durch die Deckenversion (S. 334).*


*Лампа или система подвесных ламп, характеризующаяся высокой прямой и точной светоотдачей.*

*Корпус выполнен из латунной трубки и алюминиевого радиатора. Доступны три длины и различные варианты отделки. Незаменимая форма и размер делают Stick подходящим для точечного освещения на маленьких столиках, полуостровах, прикроватных тумбочках или, в виде групп из нескольких элементов, для освещения стойки регистрации отеля и офиса или больших столов.*

*Потолочные розы с блоками питания и аксессуарами заказываются отдельно в зависимости от выбранного типа композиции. (стр.136).*

*Коллекция Stick дополняется потолочной версией (стр. 334).*

# Stick system



**1580**

.01	Bianco - White
.02	Nero - Black
.21	Dorato lucido - Shiny golded
.25	Dorato satinato - Golded satin

Color temperature	Optics	Light sources	lm
/W 4000K	/48	LED 6,1W	975lm
/W 4000K	/ST Satinato - Satin	LED 6,1W	975lm
/WW 3000K	/48	LED 6,1W	939lm
/WW 3000K	/ST Satinato - Satin	LED 6,1W	939lm
/XW 2700K	/48	LED 6,1W	896lm
/XW 2700K	/ST Satinato - Satin	LED 6,1W	896lm



**1581**

.01	Bianco - White
.02	Nero - Black
.21	Dorato lucido - Shiny golded
.25	Dorato satinato - Golded satin

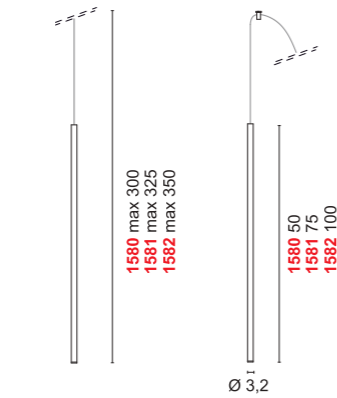
Color temperature	Optics	Light sources	lm
/W 4000K	/48	LED 6,1W	975lm
/W 4000K	/ST Satinato - Satin	LED 6,1W	975lm
/WW 3000K	/48	LED 6,1W	939lm
/WW 3000K	/ST Satinato - Satin	LED 6,1W	939lm
/XW 2700K	/48	LED 6,1W	896lm
/XW 2700K	/ST Satinato - Satin	LED 6,1W	896lm



**1582**

.01	Bianco - White
.02	Nero - Black
.21	Dorato lucido - Shiny golded
.25	Dorato satinato - Golded satin

Color temperature	Optics	Light sources	lm
/W 4000K	/48	LED 6,1W	975lm
/W 4000K	/ST Satinato - Satin	LED 6,1W	975lm
/WW 3000K	/48	LED 6,1W	939lm
/WW 3000K	/ST Satinato - Satin	LED 6,1W	939lm
/XW 2700K	/48	LED 6,1W	896lm
/XW 2700K	/ST Satinato - Satin	LED 6,1W	896lm



Codici finiture - Finishes codes



Esempio d'installazione con 4 art. Stick System + 0979/4.01  
Example of installation with 4 art. Stick System + 0979/4.01



Esempio d'installazione con 9 art. Stick System con rosone speciale  
Example of installation with 9 art. Stick System with special canopy



Optional \_\_\_\_\_

**0612**

Elemento per decentramento.  
Displacement component.

.01	Bianco - White
.02	Nero - Black



Lampada o Sistema di lampade a sospensione a Luce diretta e puntuale.

Il corpo è realizzato in alluminio e legno; il primo consente di dissipare il calore mentre il legno di faggio in spessore ne caratterizza la forma ad imbuto.

La forma essenziale rende Pevera adatta per l'illuminazione puntuale su piccoli tavoli, penisole, comodini o, disposta in gruppi di più elementi, per illuminare banchi per reception di hotels e uffici o tavoli di grandi dimensioni.

Il cavo coassiale lungo fino a 10 mt e tutta una serie di accessori funzionali e decorativi permettono di realizzare con Pevera molteplici composizioni rispondendo a qualsiasi esigenza di progettazione.

I rosoni con alimentatori ed accessori, sono da ordinare separatamente in base alla tipologia della composizione scelta (pg.136).

*Lamp or Suspension lamp system with direct light.*

*The body is made of aluminum and wood; the first allows to dissipate the heat while the thick beech wood characterizes the funnel shape.*

*The essential shape makes Pevera suitable for spot lighting on small tables, peninsulas, bedside tables or installed in groups of several elements, to illuminate hotel and office reception desks or large tables.*

*The coaxial cable up to 10 meters long and a various functional and decorative accessories allow you to create multiple compositions with Pevera, responding to any design requirement.*

*The ceiling roses with led driver and accessories must be ordered separately according to the type of composition chosen (pg.136).*

*Système de lampe ou de suspension à lumière directe et ponctuelle.*

*Le corps est fait d'aluminium et de bois; le premier permet de dissiper la chaleur tandis que le bois de hêtre épais caractérise la forme de l'entonnoir.*

*La forme essentielle fait de Pevera un éclairage ponctuel sur de petites tables, des péninsules, des tables de chevet ou, disposées en groupes de plusieurs éléments, pour éclairer des bureaux d'accueil d'hôtels et de bureaux ou de grandes tables.*

*Le câble coaxial jusqu'à 10 mètres de long et toute une série d'accessoires fonctionnels et décoratifs vous permettent de créer de multiples compositions avec Pevera, répondant à toutes les exigences de conception.*

*Les rosaces avec alimentations et accessoires sont à commander séparément selon le type de composition choisi (page.136).*

*Sistema de lámpara o suspensión con luz directa y puntual.*

*El cuerpo está fabricado en aluminio y madera; el primero permite disipar el calor mientras que la espesa madera de haya caracteriza la forma de embudo.*

*La forma esencial hace que Pevera sea adecuada para la iluminación puntual en pequeñas mesas, penínsulas, mesitas de noche o, dispuesta en grupos de varios elementos, para iluminar mostradores de recepción de hoteles y oficinas o mesas grandes.*

*El cable coaxial de hasta 10 metros de largo y toda una serie de accesorios funcionales y decorativos permiten crear múltiples composiciones con Pevera, respondiendo a cualquier requerimiento de diseño.*

*Los florones con alimentadores y accesorios deben pedirse por separado según el tipo de composición elegida (pág.136).*

*Lampen- oder Pendelleuchtensystem mit direktem und punktuellm Licht.*

*Der Korpus besteht aus Aluminium und Holz; Ersteres ermöglicht die Wärmeableitung, während das dicke Buchenholz die Trichterform prägt.*

*Durch die essentielle Form eignet sich Pevera als Spotbeleuchtung auf kleinen Tischen, Halbinseln, Nachttischen oder in Gruppen aus mehreren Elementen angeordnet, um Hotel- und Bürorezeptionen oder große Tische zu beleuchten.*

*Das bis zu 10 Meter lange Koaxialkabel und eine Reihe funktionaler und dekorativer Accessoires ermöglichen es Ihnen, mit Pevera vielfältige Kompositionen zu kreieren, die jedem Designwunsch gerecht werden.*

*Die Deckenrosetten mit Netzteilen und Zubehör müssen je nach gewählter Zusammenstellung separat bestellt werden (Seite.136).*

*Система светильников или подвесных светильников с прямым и точным светом.*

*Корпус выполнен из алюминия и дерева; первая позволяет отводить тепло, а толстая древесина бука придает форму воронки.*

*Существенная форма делает Pevera подходящим для точечного освещения на маленьких столиках, полуостровах, прикроватных тумбочках или, собранных в группы из нескольких элементов, для освещения стойки регистрации отелей и офисов или больших столов.*

*Коаксиальный кабель длиной до 10 метров и целый ряд функциональных и декоративных аксессуаров позволяют создавать с Pevera несколько композиций, отвечающих любым требованиям дизайна.*

*Потолочные розы с блоками питания и аксессуарами заказываются отдельно в зависимости от выбранного типа композиции (стр.136).*

# Pevera

## system





Art. PEVERA .01 Bianco - White + ART. 0535. 01  
Con cavo trasparente.  
With transparent cable.



Art. PEVERA .02 Nero - Black + ART. 0535.02  
Con cavo nero.  
With black cable.



Art. PEVERA .05 Rosso - Red + ART. 0535.05  
Con cavo trasparente.  
With transparent cable.



Art. 1568: 2 elementi per decentramento inclusi  
Art. 1569: 4 elementi per decentramento inclusi  
Art. 1568: 2 displacement component included  
Art. 1569: 4 displacement component included

**1568**

- .01 Bianco - White
- .02 Nero - Black
- .05 Rosso - Red

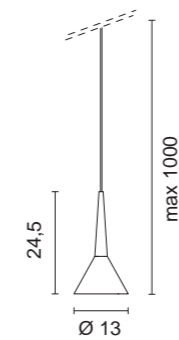
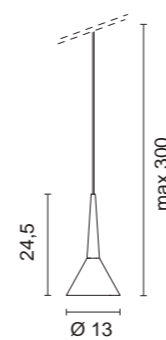
**1569**

- .01 Bianco - White
- .02 Nero - Black
- .05 Rosso - Red

Color temperature	Light sources	lm
/W 4000K	LED 6W	1073lm
/WW 3000K	LED 6W	1011lm
/XW 2700K	LED 6W	970lm



Color temperature	Light sources	lm
/W 4000K	LED 6W	1073lm
/WW 3000K	LED 6W	1011lm
/XW 2700K	LED 6W	970lm



Rosoni - Ceiling roses

**0535**

IN: 50/60Hz 220-240V  
OUT: 350mA DC  
Ø 9.5cm  
H 10cm

Rosone per sospensione  
con driver integrato senza cavo - 1 lampada  
Ceiling rose for suspension  
with switch without cable - 1 lamp

Colore

- .01 Bianco - White
- .02 Nero - Black
- .05 Rosso - Red



Optional

**0612**

Elemento per decentramento  
Displacement component

- .01 Bianco - White
- .02 Nero - Black







Esempio d'installazione con presa di corrente comandata.  
 Example of installation on a switchable socket.  
 (1596.02 + 0968.02).



Esempio d'installazione con scatola a parete con interruttore.  
 Example of installation of a wall box with switch.  
 (1568.02 + 0969/S.02).



Esempio d'installazione (n°2 1568.02 + 0557/2 .02). - Example of installation (2 x 1568.02 + 0557/2 .02).



Esempio d'installazione radiale con rosone centrale.  
 Example of radial installation with central canopy.  
 (3 x 1568.01 + 0557/3 .01).



Esempio d'installazione lineare  
 Example of linear installation  
 (3 x 1568.01 + 0556/3 .01).





Lampada o sistema di lampade a sospensione a Luce diretta e puntuale.

Il prodotto è realizzato in alluminio. La sorgente arretrata ed eventualmente schermata da un vetro opalino garantisce un gradevole effetto non abbagliante.

La forma essenziale rende Newton adatta per l'illuminazione puntuale su piccoli tavoli, penisole, comodini o, disposta in gruppi di più elementi, per illuminare banchi per reception di hotels e uffici o tavoli di grandi dimensioni.

Il cavo coassiale lungo fino a 10 mt e tutta una serie di accessori funzionali e decorativi permettono di realizzare con Newton molteplici composizioni rispondendo a qualsiasi esigenza di progettazione.

I rosoni con alimentatori ed accessori, sono da ordinare separatamente in base alla tipologia della composizione scelta (pg.136).

La collezione Newton si completa con la versione a parete/soffitto (pg.316) e la versione da terra (pg.246).

*Lamp or suspension lamp system with direct light.*

*The product is made of aluminum and the led source is a retrofit led module, possibly diffused by an opal glass allowing an anti glaring effect.*

*The essential shape makes Newton suitable for spot lighting on small tables, bedside tables or installed in groups, to illuminate hotel and office reception desks or large tables.*

*The coaxial cable up to 10 meters long and various functional and decorative accessories allow you to create multiple compositions with Newton, to match any design requirement.*

*The ceiling roses with led drivers and accessories must be ordered separately according to the type of composition chosen (pg.136).*

*The Newton collection is completed with the wall / ceiling version (pg.316) and the floor version (pg.246).*

*Système de lampe ou de suspension à lumière directe et ponctuelle.*

*Le produit est en aluminium où la source en retrait et éventuellement blindée par un verre opale garantit un agréable effet non éblouissant.*

*La forme essentielle fait de Newton un éclairage ponctuel sur de petites tables, des péninsules, des tables de chevet ou, disposées en groupes de plusieurs éléments, pour éclairer des bureaux d'accueil d'hôtels et de bureaux ou de grandes tables.*

*Le câble coaxial jusqu'à 10 mètres de long et toute une série d'accessoires fonctionnels et décoratifs vous permettent de créer de multiples compositions avec Newton, répondant à toutes les exigences de conception.*

*Les rosaces avec alimentations et accessoires sont à commander séparément selon le type de composition choisi (page.136).*

*La collection Newton est complétée par la version mur/plafond (pg.316) et la version sol (pg.246).*

*Sistema de lámpara o suspensión con luz directa y puntual.*

*El producto está fabricado en aluminio donde la fuente retrasada y posiblemente blindada por un cristal opal garantiza un agradable efecto no deslumbrante.*

*La forma esencial hace que Newton sea adecuado para la iluminación puntual en mesas pequeñas, penínsulas, mesitas de noche o, dispuestas en grupos de varios elementos, para iluminar mostradores de recepción de hoteles y oficinas o mesas grandes.*

*El cable coaxial de hasta 10 metros de longitud y toda una serie de accesorios funcionales y decorativos permiten crear múltiples composiciones con Newton, respondiendo a cualquier requerimiento de diseño.*

*Los florones con alimentadores y accesorios deben pedirse por separado según el tipo de composición elegida (pág.136).*

*La colección Newton se completa con la versión pared / techo (pág.316) y la versión de suelo (pág.246).*

*Lampen- oder Pendelleuchtensystem mit direktem und punktuellm Licht.*

*Das Produkt besteht aus Aluminium, wobei die Quelle zurückgesetzt und möglicherweise durch ein Opalglas abgeschirmt ist, eine angenehme blendfreie Wirkung garantiert.*

*Durch die essentielle Form eignet sich Newton als Spotbeleuchtung auf kleinen Tischen, Halbinseln, Nachttischen oder, in Gruppen aus mehreren Elementen angeordnet, zur Beleuchtung von Hotel- und Bürorezeptionen oder großen Tischen.*

*Das bis zu 10 Meter lange Koaxialkabel und eine ganze Reihe funktionaler und dekorativer Accessoires ermöglichen es Ihnen, mit Newton vielfältige Kompositionen zu kreieren, die jedem Designwunsch gerecht werden.*

*Die Deckenrosetten mit Netzteilen und Zubehör müssen je nach gewählter Zusammenstellung separat bestellt werden (Seite.136).*

*Abgerundet wird die Newton-Kollektion durch die Wand-/Deckenversion (S.316) und die Bodenversion (S.246).*

*Лампа или система подвесных светильников с прямым и точным светом.*

*Изделие изготовлено из алюминия, где источник расположен сзади и, возможно, экранирован опаловым стеклом, гарантирует приятный неослепляющий эффект.*

*Незаменимая форма делает Newton подходящим для точечного освещения небольших столиков, полуостровов, прикроватных тумб, а также для освещения стоек регистрации в гостиницах и офисах или больших столов.*

*Коаксиальный кабель длиной до 10 метров и целый ряд функциональных и декоративных аксессуаров позволяют создавать с помощью Newton несколько композиций, отвечающих любым требованиям дизайна. Потолочные розы с блоками питания и аксессуарами заказываются отдельно в зависимости от выбранного типа композиции (стр.136).*

*Коллекция Newton дополняется настенной / потолочной версией (pg.316) и напольной версией (pg.246).*

# Newton system





**1591**

- .02** Nero - Black
- .25** Dorato satinato - Golded satin
- .32** Nickel satinato - Nickel mat

2 elementi per decentramento inclusi.  
2 displacement component included.

Color temperature	Light sources	lm
<b>/W</b> 4000K	LED 6,1W	975lm
<b>/W</b> 4000K <b>/ST</b> Satinato - Satin	LED 6,1W	975lm
<b>/WW</b> 3000K	LED 6,1W	939lm
<b>/WW</b> 3000K <b>/ST</b> Satinato - Satin	LED 6,1W	939lm
<b>/XW</b> 2700K	LED 6,1W	896lm
<b>/XW</b> 2700K <b>/ST</b> Satinato - Satin	LED 6,1W	896lm



A richiesta fascio di apertura: 24° o 58° - Upon request beam angles: 24° o 58°

**1592**

- .02** Nero - Black
- .25** Dorato satinato - Golded satin
- .32** Nickel satinato - Nickel mat

4 elementi per decentramento inclusi.  
4 displacement component included.

Color temperature	Light sources	lm
<b>/W</b> 4000K	LED 6,1W	975lm
<b>/W</b> 4000K <b>/ST</b> Satinato - Satin	LED 6,1W	975lm
<b>/WW</b> 3000K	LED 6,1W	939lm
<b>/WW</b> 3000K <b>/ST</b> Satinato - Satin	LED 6,1W	939lm
<b>/XW</b> 2700K	LED 6,1W	896lm
<b>/XW</b> 2700K <b>/ST</b> Satinato - Satin	LED 6,1W	896lm



A richiesta fascio di apertura: 24° o 58° - Upon request beam angles: 24° o 58°

**Optional**


**0612**

Elemento per decentramento.  
Displacement component.

- .01** Bianco - White
- .02** Nero - Black



**Ottiche Disponibili - Available Optics**



**/ST**  
Ottica fascio diffuso per illuminazione generale  
Diffused light optic for general lighting

Accessori decorativi - Decorative accessories

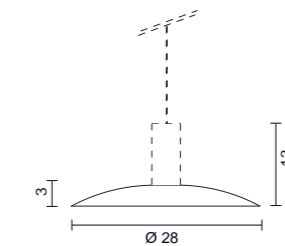


Newton 1591.02 + 0547.02

**0547** 0,24 Kg

Schermo in metallo verniciato nero  
Screen in black painted metal

- .02** Nero - Black



Newton 1591.02 + 0549.02.00

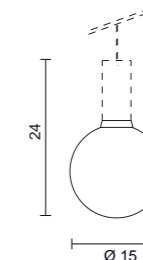


Newton 1591.02 + 0549.02.57

**0549** 0,35 Kg

Diffusore in vetro soffiato trasparente  
Transparent blown glassdiffuser

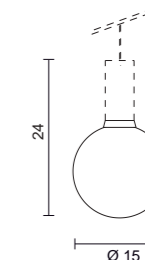
- .02.00** Nero - Black
- .25.00** Dorato satinato - Golded satin
- .32.00** Nickel satinato - Nickel mat



**0549** 0,35 Kg

Diffusore in vetro soffiato bianco  
White blown glassdiffuser

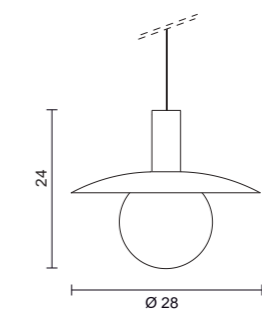
- .02.57** Nero - Black
- .25.57** Dorato satinato - Golded satin
- .32.57** Nickel satinato - Nickel mat



Newton 1591.02 + 0547.02 + 0549.02.00




Newton 1591.02 + 0547.02 + 0549.02.57





Newton 1591.02 + 0967.02



Newton 1592.02 + 0967.02



Newton 1592.02 + 0968.02



Newton 1592.02 + 0969.02



Newton 1591.02 + 0549.02.00



Newton 1592.02 + 0547.02

Accessori e rosoni per sistemi a sospensione con LED 350mA  
 Accessories and ceiling roses for LED suspension systems with 350mA

Riferimento progetti - Projects reference:  
**PEVERA system - NEWTON system - STICK system**

**0968**  
 IN: 50/60Hz 200-240V  
 OUT: 350mA DC

Spina a parete con driver integrato + Jack - 1 lampada  
 Plug in driver + Jack - 1 lamp

Colore  
 .01 Bianco - White  
 .02 Nero - Black

**0967**  
 IN: 50/60Hz 220-240V  
 OUT: 350mA DC  
 Ø 9,3cm  
 H 3cm

Rosone per sospensione con driver integrato senza cavo - 1 lampada  
 Ceiling rose for suspension with switch without cable - 1 lamp

Colore  
 .01 Bianco - White  
 .02 Nero - Black

**0969**  
 IN: 50/60Hz 220-240V  
 OUT: 350mA DC  
 Ø 9,3cm  
 H 3cm

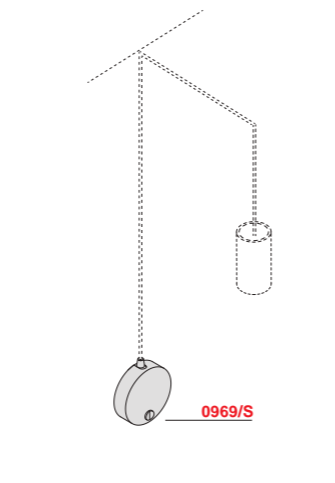
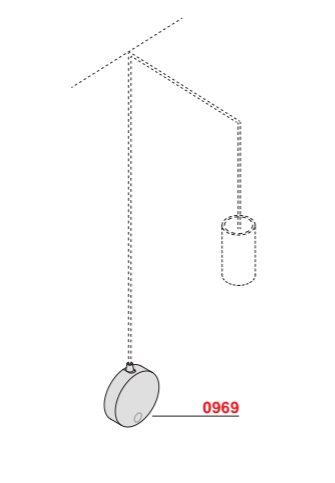
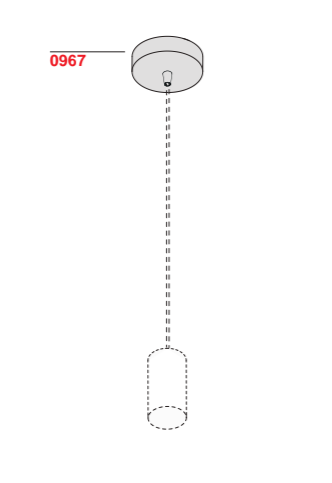
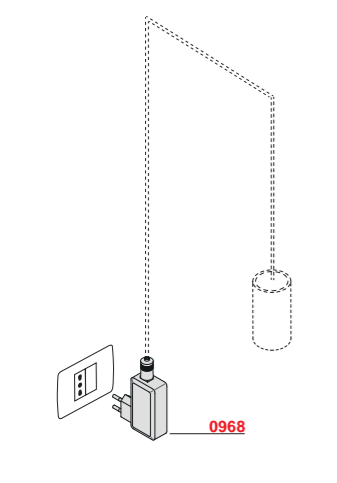
Rosone senza interruttore con driver integrato - 1 lampada  
 Canopy with driver (no switch) - 1 lamp

Colore  
 .01 Bianco - White  
 .02 Nero - Black

**0969/S**  
 IN: 50/60Hz 220-240V  
 OUT: 350mA DC  
 Ø 9,3cm  
 H 3cm

Rosone con interruttore con driver integrato - 1 lampada  
 Canopy with driver (with switch) - 1 lamp

Colore  
 .01 Bianco - White  
 .02 Nero - Black



**0987**  
 IN: 48V  
 OUT: 350mA DC

Adattatore per binario 48V senza cavo - 1 lampada  
 Adapter for 48V track without cable - 1 lamp

Colore  
 .01 Bianco - White  
 .02 Nero - Black

**0988**  
 IN: 50/60Hz 220-240V  
 OUT: 350mA DC

Adattatore per binario 220-240V senza cavo 1 lampada  
 Adapter for 220-240V track without cable 1 lamp

Colore  
 .01 Bianco - White  
 .02 Nero - Black

**0970**  
 IN: 50/60Hz 220-240V  
 OUT: 350mA DC  
 Ø 9cm

Rosone per cartongesso con alimentatore - 1 lampada  
 Plasterboard ceiling rose with converter - 1 lamps

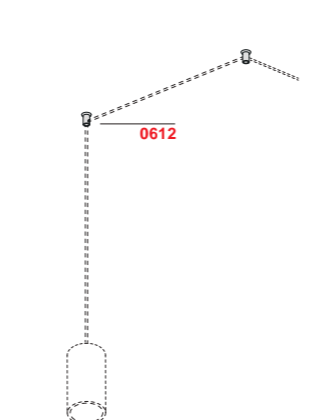
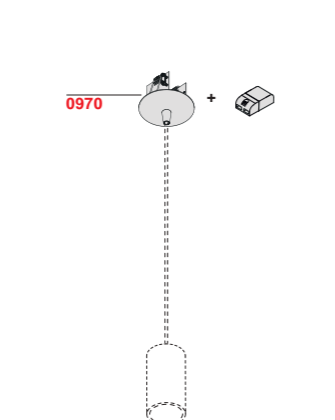
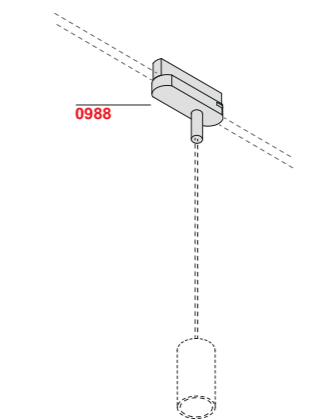
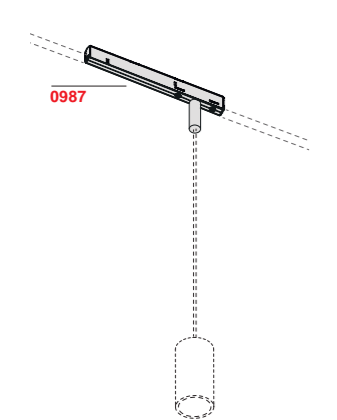
Colore  
 .01 Bianco - White  
 .02 Nero - Black

7,5 cm.

**0612**  
 Ø 2cm  
 H 2,3cm

Elemento per decentramento  
 Displacement component

Colore  
 .01 Bianco - White  
 .02 Nero - Black



**0556/3**  
 IN: 50/60Hz 220-240V  
 OUT: 350mA DC  
 L 90cm  
 H 6,8cm

Rosone con driver integrato - 3 lampade  
 Dimmerabile a richiesta  
 Canopy with driver - 3 lamps  
 Dimmable upon request

Colore  
 .01 Bianco - White  
 .02 Nero - Black  
 .05 Rosso - Red

1,20 Kg

**0556/4**  
 IN: 50/60Hz 220-240V  
 OUT: 350mA DC  
 L 120cm  
 H 6,8cm

Rosone con driver integrato - 4 lampade  
 Dimmerabile a richiesta  
 Canopy with driver - 4 lamps  
 Dimmable upon request

Colore  
 .01 Bianco - White  
 .02 Nero - Black  
 .05 Rosso - Red

1,40 Kg

**0556/6**  
 IN: 50/60Hz 220-240V  
 OUT: 350mA DC  
 L 180cm  
 H 6,8cm

Rosone con driver integrato - 6 lampade  
 Dimmerabile a richiesta  
 Canopy with driver - 6 lamps  
 Dimmable upon request

Colore  
 .01 Bianco - White  
 .02 Nero - Black  
 .05 Rosso - Red

1,60 Kg

**0557/2**  
 IN: 50/60Hz 220-240V  
 OUT: 350mA DC  
 Ø 20cm  
 H 3cm

Rosone con driver integrato - 2 lampade  
 Dimmerabile a richiesta  
 Canopy with driver - 2 lamps  
 Dimmable upon request

Colore  
 .01 Bianco - White  
 .02 Nero - Black

0,50 Kg

**0557/3**  
 IN: 50/60Hz 220-240V  
 OUT: 350mA DC  
 Ø 38cm  
 H 4cm

Rosone con driver integrato - 3 lampade  
 Dimmerabile a richiesta  
 Canopy with driver - 3 lamps  
 Dimmable upon request

Colore  
 .01 Bianco - White  
 .02 Nero - Black

0,50 Kg

**0557/6**  
 IN: 50/60Hz 220-240V  
 OUT: 350mA DC  
 Ø 38cm  
 H 4cm

Rosone con driver integrato - 4-6 lampade  
 Dimmerabile a richiesta  
 Canopy with driver - 4-6 lamps  
 Dimmable upon request

Colore  
 .01 Bianco - White  
 .02 Nero - Black

1,80 Kg

**0979/2**  
 IN: 50/60Hz 220-240V  
 OUT: 350mA DC  
 48x24cm  
 H 3cm

Rosone con driver integrato - 2 lampade  
 Dimmerabile a richiesta  
 Canopy with driver - 2 lamps  
 Dimmable upon request

Colore  
 .01 Bianco - White  
 .02 Nero - Black

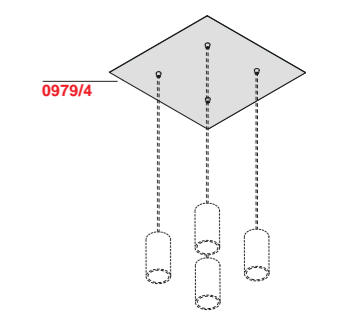
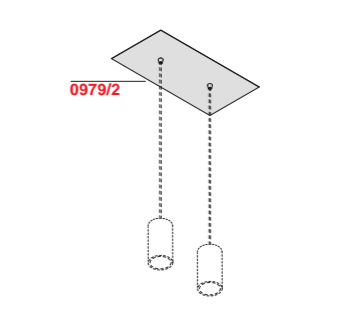
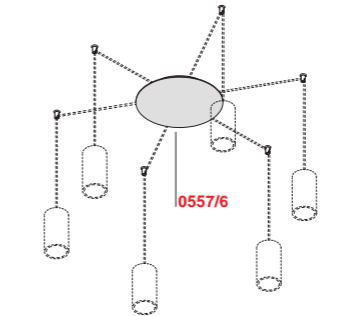
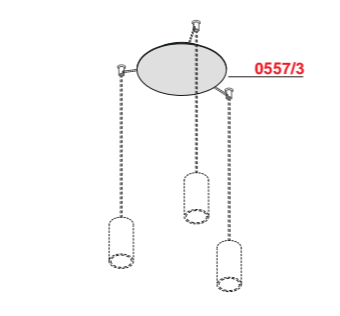
2,00 Kg

**0979/4**  
 IN: 50/60Hz 220-240V  
 OUT: 350mA DC  
 48x48cm  
 H 3cm

Rosone con driver integrato - 4 lampade  
 Dimmerabile a richiesta  
 Canopy with driver - 4 lamps  
 Dimmable upon request

Colore  
 .01 Bianco - White  
 .02 Nero - Black

3,80 Kg



**0980/3**  
 IN: 50/60Hz 220-240V  
 OUT: 350mA DC  
 Ø 35cm  
 H 3cm

Rosone con driver integrato - 3 lampade  
 Dimmerabile a richiesta  
 Canopy with driver - 3 lamps  
 Dimmable upon request

Colore  
 .01 Bianco - White  
 .02 Nero - Black

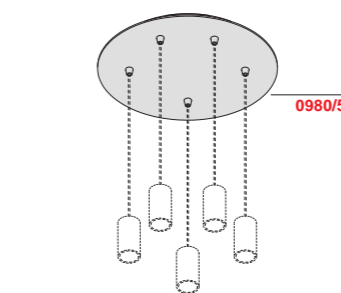
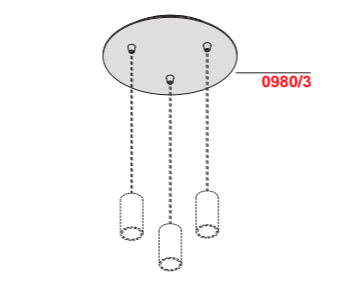
1,20 Kg

**0980/5**  
 IN: 50/60Hz 220-240V  
 OUT: 350mA DC  
 Ø 45cm  
 H 3cm

Rosone con driver integrato - 5 lampade  
 Dimmerabile a richiesta  
 Canopy with driver - 5 lamps  
 Dimmable upon request

Colore  
 .01 Bianco - White  
 .02 Nero - Black

2,40 Kg



Lampada a sospensione a Luce indiretta.

Un design elegante che, rivisitando forme classiche, suggerisce nuove funzioni e bene si adatta a qualsiasi tipo di ambiente, pubblico o privato ed a qualsiasi stile, classico o moderno.

L'insolito posizionamento dei LED nella parte bassa dell'apparecchio crea riflessi e proiezioni di luce inattese.

I rosoni con alimentatori sono da ordinare separatamente in base alla tipologia della composizione scelta.

*Suspension lamp with indirect light.*

*Fashion design built on a classic inspiration, suggest new applications suitable for any environments residential or public and any style.*

*The unusual positioning of the LEDs in the base of the device generates unusual reflections and light beam.*

*The ceiling roses with led driver are to be ordered separately according to the type of composition chosen.*

*Lampe à suspension à lumière indirecte.*

*Un design élégant qui, revisitant les formes classiques, suggère de nouvelles fonctions et s'adapte à tout type d'environnement, public ou privé et à tout style, classique ou moderne.*

*Le positionnement inhabituel des LED dans la partie inférieure de l'appareil crée des reflets et des projections de lumière inattendus.*

*Les rosaces avec alimentations sont à commander séparément selon le type de composition choisi.*

*Lámpara de suspensión con luz indirecta.*

*Un diseño elegante que, revisando formas clásicas, sugiere nuevas funciones y se adapta bien a cualquier tipo de ambiente, público o privado y a cualquier estilo, clásico o moderno.*

*El posicionamiento inusual de los LED en la parte inferior del dispositivo crea reflejos y proyecciones de luz inesperadas.*

*Los florones con alimentadores deben pedirse por separado según el tipo de composición elegida.*

*Pendelleuchte mit indirektem Licht.*

*Ein elegantes Design, das klassische Formen aufgreift, neue Funktionen vorschlägt und sich gut in jede öffentliche oder private Umgebung und in jeden Stil, klassisch oder modern, einfügt.*

*Durch die ungewöhnliche Anordnung der LEDs im unteren Teil des Gerätes entstehen unerwartete Reflexionen und Lichtprojektionen.*

*Die Deckenrosetten mit Netzteil sind je nach gewählter Zusammenstellung separat zu bestellen.*

*Подвесной светильник непрямого света.*

*Элегантный дизайн, пересматривающий классические формы, предлагает новые функции и хорошо подходит для любого типа среды, общественной или частной, а также для любого стиля, классического или современного.*

*Необычное расположение светодиодов в нижней части устройства создает неожиданные отражения и проекции света.*

*Потолочные розетки с блоками питания заказываются отдельно в соответствии с выбранной композицией.*

# Spirits





1535.01.28WW + 0952.01

Codici finiture - Finishes codes



.01 Bianco - White



.01.28 Bianco / foglia argento  
Out white / in silver leaf



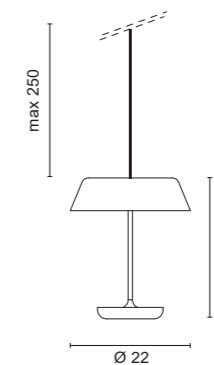
.02.29 Nero / foglia oro  
Out black / in gold leaf

1535

- .01 Bianco - White
- .01.28 Bianco / foglia argento - Out white / in silver leaf
- .02.29 Nero / foglia oro - Out black / in gold leaf

Color temperature	Light sources	lm
WW	3000K LED 51V 250mA 12,6W	2253lm

1,00 Kg



SOLO COLLEGAMENTO IN SERIE - ONLY SERIAL CONNECTION

Rosoni - Ceiling roses

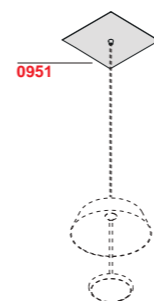
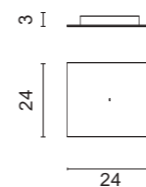
0951

IN: 50/60Hz 220-240V

Rosone completo di alimentatore - 1 Spirits  
Ceiling rose with converter - 1 Spirits

- .01 Bianco - White
- .02 Nero - Black

1,00 Kg



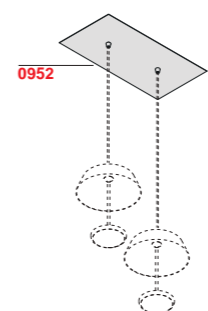
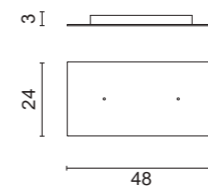
0952

IN: 50/60Hz 220-240V

Rosone completo di alimentatore - 2 Spirits  
Ceiling rose with converter - 2 Spirits

- .01 Bianco - White
- .02 Nero - Black

2,00 Kg



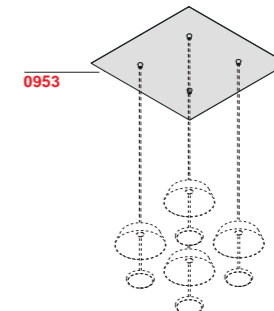
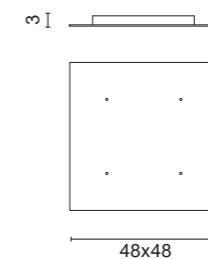
0953

IN: 50/60Hz 220-240V

Rosone completo di alimentatore - 4 Spirits  
Ceiling rose with converter - 4 Spirits

- .01 Bianco - White
- .02 Nero - Black

3,80 Kg



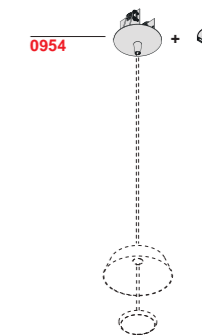
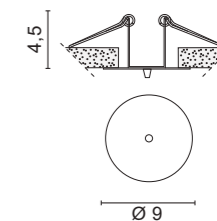
0954

IN: 50/60Hz 220-240V

Rosone per cartongesso con alimentatore  
1 Spirits  
Plasterboard ceiling rose with converter  
1 Spirits

- .01 Bianco - White
- .02 Nero - Black

7,5 cm. 0,20 Kg



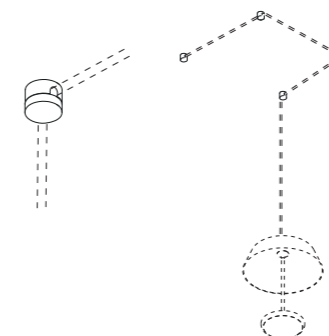
Optional

0605

Ø 1,7cm  
H 2,2cm

1 Deviatore e decentratore  
1 Displacement element

- .01 Bianco - White
- .02 Nero - Black







2 art.1535.01WW + 1art. 0952.01



4 art.1535.02.29WW + 1 art. 0953.02



2 art.1535.02.29WW + 2 art. 0954.01

Lampada o sistema di illuminazione a sospensione componibile.

La fonte luminosa è arretrata nel corpo lampada fornisce un'illuminazione diretta e puntuale.

I sistemi sono componibili in configurazioni lineari o chiuse.

Un design elegante che, rivisitando forme classiche, suggerisce nuove funzioni e bene si adatta a qualsiasi tipo di ambiente, pubblico o privato ed a qualsiasi stile, classico o moderno.

*Modular suspension lamp or lighting system.*

*The light source is a led retrofit lamp in the body and provides direct and punctual lighting.*

*The systems are modular in linear or closed configurations.*

*Fashion design built on a classic inspiration, suggest new applications suitable for any environments residential or public and any style.*

*Lampe à suspension modulaire ou système d'éclairage.*

*La source lumineuse est en retrait dans le corps de la lampe et fournit un éclairage direct et ponctuel.*

*Les systèmes sont modulaires en configurations linéaires ou fermées.*

*Un design élégant qui, revisitant les formes classiques, suggère de nouvelles fonctions et s'adapte à tout type d'environnement, public ou privé et à tout style, classique ou moderne.*

*Lámpara de suspensión modular o sistema de iluminación.*

*La fuente de luz se encuentra en el cuerpo de la lámpara y proporciona una iluminación directa y puntual.*

*Los sistemas son modulares en configuraciones lineales o cerradas.*

*Un diseño elegante que, revisando formas clásicas, sugiere nuevas funciones y se adapta bien a cualquier tipo de ambiente, público o privado y a cualquier estilo, clásico o moderno.*

*Modulare Pendelleuchte oder Beleuchtungssystem.*

*Die Lichtquelle ist im Leuchtenkörper zurückversetzt und sorgt für eine direkte und punktuelle Beleuchtung.*

*Die Systeme sind modular in linearer oder geschlossener Konfiguration.*

*Ein elegantes Design, das klassische Formen aufgreift, neue Funktionen vorschlägt und sich gut in jede öffentliche oder private Umgebung und in jeden Stil, klassisch oder modern, einfügt.*

*Модульный подвесной светильник или система освещения.*


*Источник света установлен обратно в корпус лампы и обеспечивает прямое и точечное освещение.*

*Системы бывают модульными в линейной или замкнутой конфигурации.*

*Элегантный дизайн, пересматривающий классические формы, предлагает новые функции и хорошо подходит для любого типа среды, общественной или частной, а также для любого стиля, классического или современного.*

# Mork

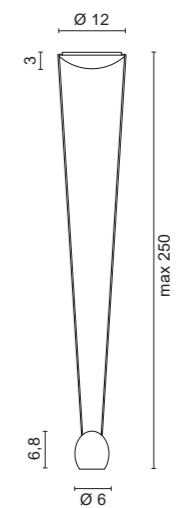




**1507**  
 .01 Bianco - White

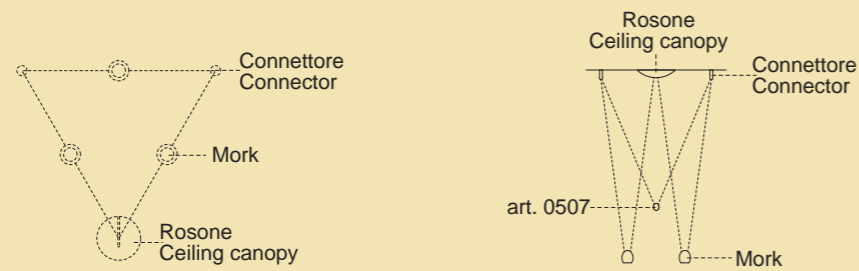
Color temperature	Light sources	lm
3000K	LED 3,4W	350lm

0,70 Kg



Installazioni geometriche  
Geometric installations

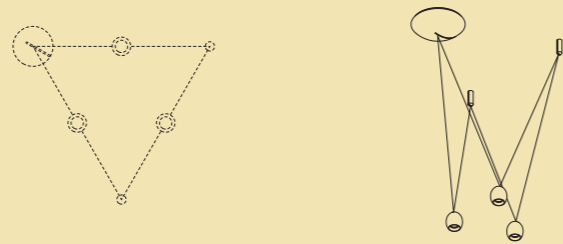
Legenda



Esempi di installazione geometriche - Examples of geometric configuration

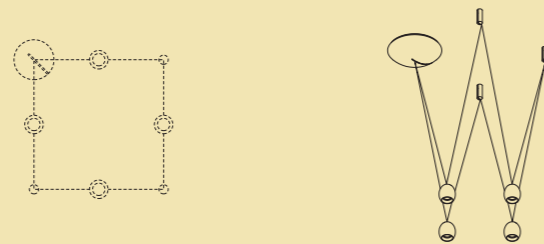
**3 MORK**

3 art. 1506  
Mork (connector included)  
+  
1 art. 0506  
Rosone - Ceiling canopy




**4 MORK**

4 art. 1506  
Mork (connector included)  
+  
1 art. 0506  
Rosone - Ceiling canopy



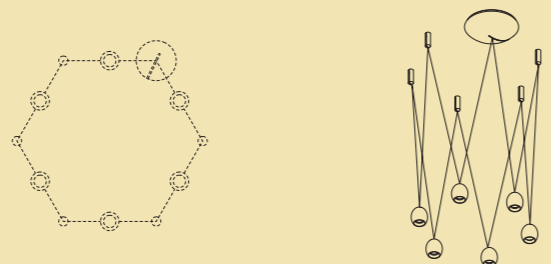
**5 MORK**

5 art. 1506  
Mork (connector included)  
+  
1 art. 0506  
Rosone - Ceiling canopy



**6 MORK**

6 art. 1506  
Mork (connector included)  
+  
1 art. 0506  
Rosone - Ceiling canopy

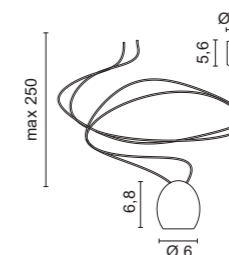


5 art.1506.01WW + 1 art. 0506.01

**1506**  
.01 Bianco - White

Color temperature	Light sources	lm
WW	3000K LED 1050 mA	3,4W 350lm
		0,45 Kg

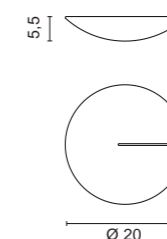
SOLO COLLEGAMENTO IN SERIE  
ONLY SERIAL CONNECTION



**0506**  
.01 Bianco - White

IN: 50/60Hz 220-240V  
Rosone completo di alimentatore - max 6 Mork  
Dimmerabile su richiesta  
Ceiling rose with converter - max 6 Mork  
Dimmable on request

		0,70 Kg
--	--	---------



Esempi di installazione in linea - Examples for in linear configuration

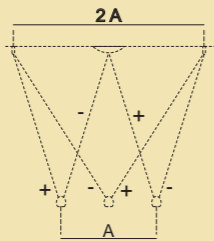
**2 MORK**

2 art. 1506  
Mork (connector included)  
+  
1 art. 0506  
Rosone - Ceiling canopy  
+  
1 art. 0507  
Collegamento per configurazioni lineari da 2,4,6 Mork.  
Accessory for linear configuration  
2, 4 or 6 Mork.



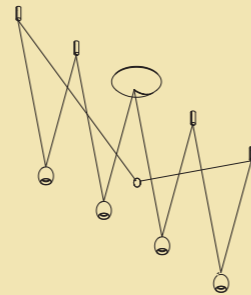
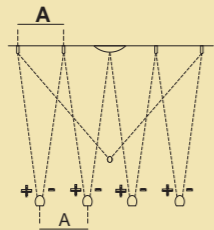
**3 MORK**

3 art. 1506  
Mork (connector included)  
+  
1 art. 0506  
Rosone - Ceiling canopy



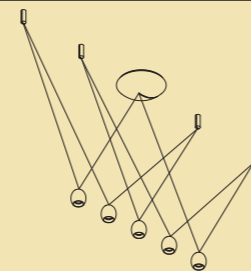
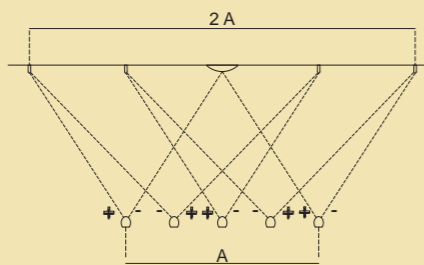
**4 MORK**

4 art. 1506  
Mork (connector included)  
+  
1 art. 0506  
Rosone - Ceiling canopy  
+  
1 art. 0507  
Collegamento per configurazioni lineari da 2,4,6 Mork.  
Accessory for linear configuration  
2, 4 or 6 Mork.



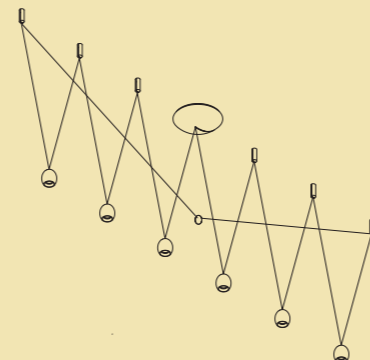
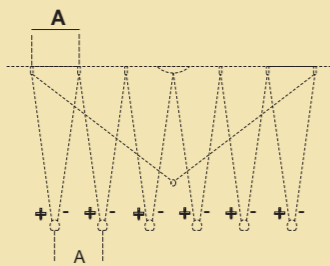
**5 MORK**

5 art. 1506  
Mork (connector included)  
+  
1 art. 0506  
Rosone - Ceiling canopy



**6 MORK**

6 art. 1506  
Mork (connector included)  
+  
1 art. 0506  
Rosone - Ceiling canopy  
+  
1 art. 0507  
Collegamento per configurazioni lineari da 2,4,6 Mork.  
Accessory for linear configuration  
2, 4 or 6 Mork.



3 art.1506.01WW + 1 art. 0506.01

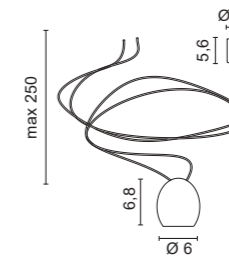
**1506**

.01 Bianco - White

Color temperature	Light sources	lm
WW	3000K LED 1050 mA 3,4W	350lm

					0,45 Kg
--	--	--	--	--	---------

SOLO COLLEGAMENTO IN SERIE  
ONLY SERIAL CONNECTION



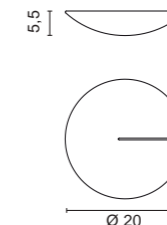
**0506**

.01 Bianco - White

IN: 50/60Hz 220-240V

Rosone completo di alimentatore - max 6 Mork  
Dimmerabile su richiesta  
Ceiling rose with converter - max 6 Mork  
Dimmable on request

		0,70 Kg
--	--	---------

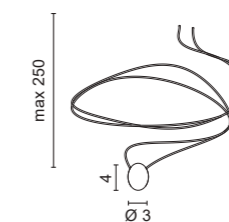


**0507**

.01 Bianco - White

Collegamento per configurazioni lineari da 2, 4, 6 Mork.  
Optional for linear configurations  
2, 4 or 6 Mork.

0,20 Kg
---------



Lampada a sospensione a Luce diretta e puntuale.  
Il corpo è realizzato con un tubo di metallo conificato e con un terminale in alluminio.  
La forma essenziale e le dimensioni ridotte rendono Pool adatto per l'illuminazione di piccoli tavoli, penisole o, disposta in gruppi di più elementi, per illuminare banchi per reception di hotel e uffici.  
La lampada è fornita con un particolare di decentramento che consente il posizionamento dalla sospensione nel punto voluto indipendentemente dalla disposizione del rosone.

*Suspension lamp with direct and spot light.  
The body is made with a tapered metal tube and with an aluminum terminal.  
The essential shape and small size make Pool suitable for lighting small tables, peninsulas or, or installed in groups of several elements to illuminate hotel and office reception desks.  
The lamp is supplied with a decentralization detail that allows the suspension to be positioned in the desired point regardless of the installation of the ceiling rose.*

*Lampe à suspension à lumière directe et ponctuelle.  
Le corps est composé d'un tube métallique conique et d'une borne en aluminium.  
La forme essentielle et la petite taille font de Pool une solution idéale pour éclairer de petites tables, des péninsules ou, disposées en groupes de plusieurs éléments, pour éclairer les bureaux d'accueil d'hôtels et de bureaux.  
La lampe est fournie avec un détail de décentralisation qui permet de positionner la suspension à l'endroit souhaité quelle que soit la disposition de la rosace.*

*Lámpara de suspensión con luz directa y puntual.  
El cuerpo está fabricado con un tubo metálico ahusado y con un terminal de aluminio.  
La forma esencial y el tamaño reducido hacen que Pool sea adecuado para iluminar pequeñas mesas, penínsulas o, dispuesto en grupos de varios elementos, para iluminar los mostradores de recepción de hoteles y oficinas.  
La lámpara se suministra con un detalle de descentralización que permite colocar la suspensión en el punto deseado independientemente de la disposición del rosetón.*

*Pendelleuchte mit direktem und punktuellm Licht.  
Der Körper besteht aus einem konischen Metallrohr und einem Aluminiumanschluss.  
Durch die essentielle Form und geringe Größe eignet sich Pool zur Beleuchtung von kleinen Tischen, Halbinseln oder, in Gruppen aus mehreren Elementen angeordnet, zur Beleuchtung von Hotel- und Bürorezeptionen.  
Die Leuchte wird mit einem Dezentralisierungsdetail geliefert, das es ermöglicht, die Aufhängung unabhängig von der Anordnung des Baldachins an der gewünschten Stelle zu positionieren.*

*Подвесной светильник с прямым и точным светом.  
Корпус выполнен из металлической конической трубки и с алюминиевым наконечником.  
Существенная форма и небольшие размеры делают Pool подходящим для освещения небольших столиков, полуостровов или, объединенного в группы из нескольких элементов, для освещения стойки регистрации отеля и офиса.  
Лампа поставляется с децентрализованной деталью, которая позволяет устанавливать подвес в нужной точке независимо от расположения потолочной розетки.*

# Pool







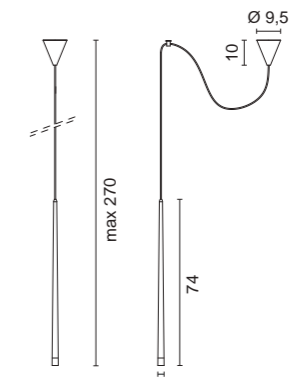


**1504**

- .01** Bianco - White
- .02** Nero - Black
- .31** Cromato - Chromed
- .38** Rame - Copper

1 elemento per decentramento incluso.  
1 displacement component included.

Color temperature	Light sources	lm
3000K	LED 2W	220lm
   		0,90 Kg



Codici finiture - Finishes codes



**.01** Bianco - White



**.02** Nero - Black



**.31** Cromato Chromed



**.38** Rame Copper

Lampada a sospensione con paralume in tessuto PVC autoestinguente.  
Struttura interna realizzata con un profilo di alluminio e un diffusore in policarbonato opalino.  
Disponibile in tre dimensioni e diverse finiture.  
La collezione Radar si completa con la versione a plafone (pg. 348).

*Suspension lamp with lampshade in self-extinguishing PVC fabric.  
Internal structure made with an aluminum profile and an opal polycarbonate diffuser.  
Available in three sizes and different finishes.  
The Radar collection is completed with the ceiling version (pg. 348).*

*Lampe à suspension avec abat-jour en tissu PVC auto-extinguible.  
Structure interne réalisée avec un profil en aluminium et un diffuseur en polycarbonate opale.  
Disponible en trois tailles et différentes finitions.  
La collection Radar est complétée par la version plafonnier (p. 348).*

*Lámpara de suspensión con pantalla en tejido PVC autoextinguible.  
Estructura interna realizada con perfil de aluminio y difusor de policarbonato opal.  
Disponible en tres tamaños y diferentes acabados.  
La colección Radar se completa con la versión de techo (pág. 348).*

*Pendelleuchte mit Lampenschirm aus selbstverlöschendem PVC-Gewebe.  
Interne Struktur aus einem Aluminiumprofil und einem opalen Polycarbonat-Diffusor.  
Erhältlich in drei Größen und verschiedenen Ausführungen.  
Abgerundet wird die Radar-Kollektion durch die Deckenversion (S. 348).*

*Подвесной светильник с абажуром из самозатухающей ткани ПВХ.  
Внутренняя структура из алюминиевого профиля и диффузора из опалового поликарбоната.  
Доступен в трех размерах и с различной отделкой.  
Коллекция Radar дополняется потолочной версией (стр. 348).*

# Radar







# Radar

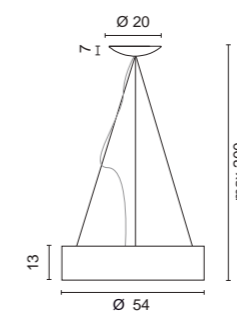
## 1572

- .01** Bianco - White
- .02.01** Nero / interno bianco - Out Black / in white
- .02.21** Nero / interno dorato lucido - Out black / in shiny gold

Dimmerabile su richiesta  
Dimmable on request

Color temperature	Light sources	lm
<b>/W</b> 4000K	LED 27W CRI>90	3390lm
<b>/WW</b> 3000K	LED 27W CRI>90	3030lm
<b>/XW</b> 2700K	LED 27W CRI>90	2835lm

1,80 Kg



Optional (only for 1572)

**0536**  
Ø 1,7cm  
H 5cm

1 Elemento per decentramento  
1 Displacement component

- .01** Bianco - White
- .02** Nero - Black
- .25** Dorato satinato - Satin golded
- .31** Cromato lucido - Chromed



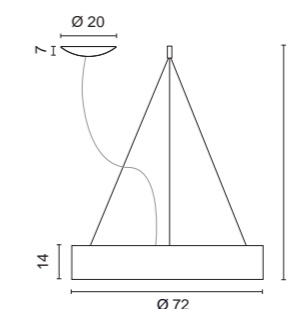
## 1570

- .01** Bianco - White
- .02.01** Nero / interno bianco - Out Black / in white
- .02.21** Nero / interno dorato lucido - Out black / in shiny gold

Dimmerabile su richiesta  
Dimmable on request

Color temperature	Light sources	lm
<b>/W</b> 4000K	LED 37,8W CRI>90	4746lm
<b>/WW</b> 3000K	LED 37,8W CRI>90	4242lm
<b>/XW</b> 2700K	LED 37,8W CRI>90	3969lm

2,50 Kg



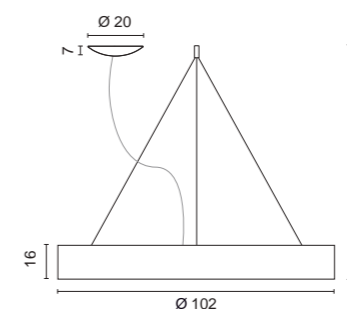
## 1571

- .01** Bianco - White
- .02.01** Nero / interno bianco - Out Black / in white
- .02.21** Nero / interno dorato lucido - Out black / in shiny gold

Dimmerabile su richiesta  
Dimmable on request

Color temperature	Light sources	lm
<b>/W</b> 4000K	LED 54W CRI>90	6780lm
<b>/WW</b> 3000K	LED 54W CRI>90	6060lm
<b>/XW</b> 2700K	LED 54W CRI>90	5670lm

3,00 Kg



### Codici finiture - Finishes codes



**.01** Bianco - White



**.02.01** Nero / interno bianco  
Out Black / in white



**.02.21** Nero / interno dorato lucido  
Out black / in shiny gold

Lampada a sospensione a Luce diffusa con paralume in pongé di seta plissettato. Struttura interna realizzata con un profilo di alluminio e un diffusore in policarbonato opalino.

La collezione Charme si completa con la versione a plafone (pg. 350).

*Diffused light suspension lamp with pleated silk pongé lampshade.*

*Internal structure made with an aluminum profile and an opal polycarbonate diffuser.*

*The Charme collection is completed with the ceiling version (pg.350).*

*Lampe à suspension à lumière diffuse avec abat-jour en pongé de soie plissé.*

*Structure interne réalisée avec un profil en aluminium et un diffuseur en polycarbonate opale.*

*La collection Charme est complétée par la version plafonnier (p.350).*

*Lámpara de suspensión de luz difusa con pantalla de pongé de seda plisada.*

*Estructura interna realizada con perfil de aluminio y difusor de policarbonato opal.*

*La colección Charme se completa con la versión de techo (pág.350).*

*Pendelleuchte mit diffusem Licht und plissiertem Lampenschirm aus Seidenpongé.*

*Interne Struktur aus einem Aluminiumprofil und einem opalen Polycarbonat-Diffusor.*

*Abgerundet wird die Charme-Kollektion durch die Deckenversion (S.350).*

*Подвесной светильник рассеянного света с абажуром из плиссированного шелкового понге.*

*Внутренняя структура из алюминиевого профиля и диффузора из опалового поликарбоната.*

*Коллекция Charme дополняется потолочной версией (стр.350).*

# Charme





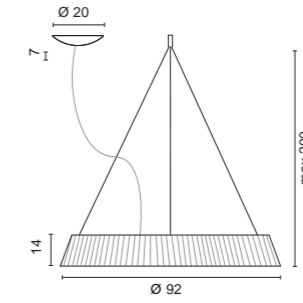
**1593**

**.01** Bianco - White

Dimmerabile su richiesta  
Dimmable on request

Color temperature	Light sources	lm
<b>/W</b> 4000K	LED 37,8W CRI>90	4746lm
<b>/WW</b> 3000K	LED 37,8W CRI>90	4242lm
<b>/XW</b> 2700K	LED 37,8W CRI>90	3969lm

2,50 Kg



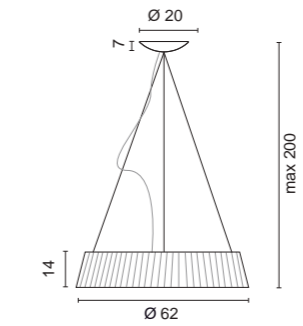
**1594**

**.01** Bianco - White

Dimmerabile su richiesta  
Dimmable on request

Color temperature	Light sources	lm
<b>/W</b> 4000K	LED 27W CRI>90	3390lm
<b>/WW</b> 3000K	LED 27W CRI>90	3030lm
<b>/XW</b> 2700K	LED 27W CRI>90	2835lm

1,80 Kg



Optional (only for 1594)


**0536**  
Ø 1,7cm  
H 5cm

1 Elemento per decentramento  
1 Displacement component

<b>.01</b>	Bianco - White
<b>.02</b>	Nero - Black
<b>.25</b>	Dorato satinato - Satin golded
<b>.31</b>	Cromato lucido - Chromed



Codici finiture - Finishes codes



**.01** Bianco - White

Lampada a sospensione a luce indiretta realizzata in alluminio verniciato con diffusore in metacrilato satinato.

Le forme minimali, risultato di un'estrema ricerca geometrica, ben si adattano a qualsiasi ambiente, sia pubblico che privato.

Disponibile in due finiture e versioni dimmerabile.

Il rosone o la piastra di fissaggio su soffitti in cartongesso è da ordinare separatamente.

La collezione Bureau si completa con le versioni da Terra (pg. 240) e a parete (pg. 346).

*Indirect light suspension lamp made of painted aluminum with satin methacrylate diffuser.*

*The minimal shapes, the result of extreme geometric research, are well suited to any environment, both residential and public.*

*Available in two finishes and dimmable versions.*

*The ceiling rose or the fixing plate for plasterboard ceilings must be ordered separately.*

*The Bureau collection is completed with the floor version (pg. 240) And wall (pg. 346)*

*Lampe à suspension à lumière indirecte en aluminium peint avec diffuseur en méthacrylate satiné.*

*Les formes minimales, résultat d'une recherche géométrique extrême, s'adaptent bien à tout environnement, tant public que privé.*

*Disponible en deux finitions et versions dimmables.*

*La rosace ou la plaque de fixation sur plafond en placoplâtre doivent être commandées séparément.*

*La collection Bureau est complétée par les versions sol (p. 240) et applique (p. 346).*

*Lámpara de suspensión de luz indirecta fabricada en aluminio pintado con difusor de metacrilato satinado.*

*Las formas mínimas, resultado de una investigación geométrica extrema, se adaptan bien a cualquier entorno, tanto público como privado.*

*Disponible en dos acabados y versiones regulables.*

*El rosetón o la placa de fijación en techos de placas de yeso deben pedirse por separado.*

*La colección Bureau se completa con las versiones suelo (pág. 240) Y pared (pág. 346).*

*Indirektlicht Pendelleuchte aus lackiertem Aluminium mit satinierter Methacrylat-Diffusor.*

*Die minimalen Formen, das Ergebnis extremer geometrischer Forschung, passen gut zu jeder öffentlichen und privaten Umgebung.*

*Erhältlich in zwei Ausführungen und dimmbaren Versionen.*

*Bei Gipskartondecken muss der Deckenbaldachin bzw. die Befestigungsplatte separat bestellt werden.*

*Die Bureau-Kollektion wird mit den Versionen Boden (S. 240) und Wand (S. 346) vervollständigt.*

*Подвесной светильник отраженного света из окрашенного алюминия с рассеивателем из сатинированного метакрилата.*

*Минимальные формы, результат экстремальных геометрических исследований, хорошо подходят для любой среды, как общественной, так и частной.*

*Доступен в двух вариантах отделки и версии с регулируемой яркостью.*

*Потолочную розетку или планку для крепления к потолку из гипсокартона необходимо заказывать отдельно.*

*Коллекция «Бюро» дополняется напольным (стр. 240) И пристенным (стр. 346) Вариантами.*

# Bureau



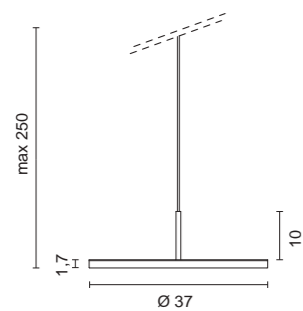


Esempio d'installazione con piastra in cartongesso (1554 + 0959). Example of installation with plate for plasterboard false ceilings (1554 + 0959).

<b>1554</b>	
.01	Bianco - White
.02	Nero - Black

Color temperature	Light sources	lm
<b>/W</b> 4000K	LED 25,3W	4080lm
<b>/WW</b> 3000K	LED 25,3W	3880lm
<b>/XW</b> 2700K	LED 25,3W	3620lm

				1,20 Kg
--	--	--	--	---------



Rosoni - Ceiling roses

<b>0955</b>	
IN: 50/60Hz 220-240V	
Rosone completo di alimentatore - 1 Bureau	
Ceiling rose with converter - 1 Bureau	
<hr/>	
.01	Bianco - White
.02	Nero - Black
	0,60 Kg

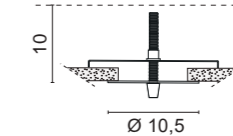
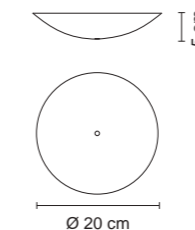
<b>0955 dim PUSH 1...10V</b>	
IN: 50/60Hz 220-240V	
Rosone completo di alimentatore DIMMERABILE PUSH 1...10V - 1 Bureau	
Ceiling rose with DIMMABLE PUSH 1...10V converter - 1 Bureau	
<hr/>	
.01/DIM	Bianco - White
.02/DIM	Nero - Black
	0,6 Kg

<b>0955 dim DALI</b>	
IN: 50/60Hz 220-240V	
Rosone completo di alimentatore DIMMERABILE DALI - 1 Bureau	
Ceiling rose with DIMMABLE DALI converter - 1 Bureau	
<hr/>	
.01/DALI	Bianco - White
.02/DALI	Nero - Black
	0,60 Kg

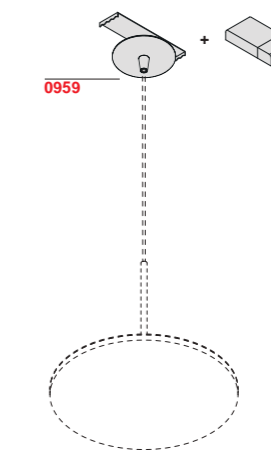
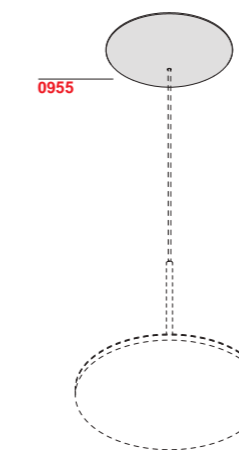
<b>0959</b>	
IN: 50/60Hz 220-240V	
Piastra per cartongesso con alimentatore - 1 Bureau	
Plasterboard ceiling rose with converter - 1 Bureau	
<hr/>	
.01	Bianco - White
.02	Nero - Black
	0,30 Kg

<b>0959 dim PUSH 1...10V</b>	
IN: 50/60Hz 220-240V	
Piastra per cartongesso con alimentatore DIMMERABILE PUSH 1...10V - 1 Bureau	
Plasterboard ceiling rose with DIMMABLE PUSH 1...10V converter - 1 Bureau	
<hr/>	
.01/DIM	Bianco - White
.02/DIM	Nero - Black
	0,30 Kg

<b>0959 dim DALI</b>	
IN: 50/60Hz 220-240V	
Piastra per cartongesso con alimentatore DIMMERABILE DALI - 1 Bureau	
Plasterboard ceiling rose with DIMMABLE DALI converter - 1 Bureau	
<hr/>	
.01/DALI	Bianco - White
.02/DALI	Nero - Black
	9,5 cm. 0,30 Kg



Il driver fornito passa dal foro incasso della piastra per cartongesso art. 0959  
The supplied driver passes through the recessed hole of the Plasterboard ceiling rose art. 0959



Sistemi di luce diffusa su cavi d'acciaio. I modelli proposti sono lineari o tondi con corpi in alluminio e diffusori in policarbonato opale. I profili lineari di 100, 150 e 200 cm. sono disposti su un unico cavo d'acciaio. Possono ruotare sul proprio asse consentendo di avere una luce diffusa diretta o indiretta. Le finiture sono il bianco opaco e il nero opaco. Le soluzioni tonde sono di diametro 35, 50 e 70 cm. I corpi sono posizionati in appoggio su una coppia di cavi d'acciaio e, con appositi accessori, possono essere ruotati e inclinati. LANCIA TONDA cavo è proposta in verniciato bianco, nero o in finitura oro spazzolato, o cromato. Il sistema consente di disporre le lampade lungo i cavi nel punto desiderato partendo da un'unica alimentazione a parete o soffitto. Il rosone contiene il trasformatore. Il cavo d'acciaio è teso tra due tiranti contrapposti e copre distanze fino a 6 mt. A disposizione cavi di 10 metri. La luce LED è disponibile a 2700K (XW), 3000 (WW) e 4000K (W) con un valore di CRI superiore a 90. Il numero di LED sul circuito (180 al metro) offre una luce continua e uniforme nel rispetto del confort visivo. Sono disponibili versioni dimmerabili. A richiesta sono fornite anche soluzioni che prevedono il collegamento di più corpi con cavi alimentazione passanti da lampada a lampada.

*Diffused light systems on steel cables. The proposed models are linear or round with aluminum bodies and opal polycarbonate diffusers. The linear profiles of 100, 150 and 200 cm. they are arranged on a single steel cable. They can rotate on their own axis allowing for direct or indirect diffused light. The finishes are matt white and matt black. The round solutions are 35, 50 and 70 cm in diameter. The bodies are positioned resting on a pair of steel cables and, with special accessories, can be rotated and inclined. LANCIA TONDA corda is available in matt white, black or brushed gold, or chromed finish. The system allows you to arrange the lamps along the cables at the desired point starting from a single power supply to the wall or ceiling. The rose window contains the transformer.*

*The steel cable is stretched between two opposing tie rods and covers distances of up to 6 meters. 10m cables available. The LED light is available at 2700K (XW), 3000 (WW) and 4000K (W) with a CRI value greater than 90. The number of LEDs on the circuit 180 per meter offers continuous and uniform light while respecting visual comfort. Dimmable versions are available. Solutions that provide for the connection of multiple bodies with power cables passing from lamp to lamp are also available on request.*

*Systèmes de lumière diffusée, soit linéaires, soit rondes en aluminium avec diffuseurs en polycarbonate opale accroché sur câbles en acier. Les profilés linéaires (100, 150 et 200cms) sont accrochés sur un seul câble et, en tournant sur eux-mêmes, fournissent une lumière directe ou indirecte. Les modèles ronds sont accrochés à deux câbles et, avec des accessoires dédiés, peuvent tourner ou être penchés LANCIA CAVO est proposée en blanc mat, noir mat, et en finissage chromé ou doré satiné. Le système permet de installer les lampes là ou vous voulez en partant d'une seule alimentation. Le rosace contient l'alimentateur. Le câble est tendu entre deux systèmes d'attelage jusqu'à une longueur de 6 mt, mais, sur demande, câbles de 10 mt. Lumière disponible à 2700K (XW), 3000K (WW), et 4000K (W) en CRI>90, le nombre de 180 LEDS sur le circuit donne une lumière continue et uniforme, aussi disponibles en versions réglables. Sur demande solutions avec alimentation passant d'une lampe à l'autre.*

*Streulichtanlagen an Stahlseilen. Die vorgeschlagenen Modelle sind linear oder rund mit Aluminiumkörpern und opalen Polycarbonatdiffusoren. Die linearen Profile von 100, 150 und 200 cm. Sie sind auf einem einzigen Stahlseil angeordnet. Sie können sich um ihre eigene Achse drehen, um direktes oder indirektes Streulicht zu ermöglichen. Die Oberflächen sind mattweiß und mattschwarz. Die runden Lösungen haben einen Durchmesser von 35, 50 und 70 cm. Die Körper ruhen auf einem Paar Stahlseilen und können mit entsprechendem Zubehör gedreht und gekippt werden. LANCIA TONDA-Kabel sind in den Farben Mattweiß, Schwarz oder Gebürstetes Gold oder Chrom erhältlich. Das System ermöglicht die Platzierung der Lampen entlang der Kabel an der gewünschten Stelle, beginnend mit einer einzelnen Wandoder*

*Deckenstromversorgung. Die Rosette enthält den Transformator. Das Stahlseil wird zwischen zwei gegenüberliegenden Zugstangen gespannt und überbrückt Entfernungen von bis zu 6 Metern. 10 Meter Kabel erhältlich. Das LED-Licht ist mit 2700K (XW), 3000K (WW) und 4000K (W) mit einem CRI> 90 erhältlich. Die Anzahl der LEDs auf dem 180er-Stromkreis pro Meter sorgt für kontinuierliches und gleichmäßiges Licht unter Wahrung des Sehkomforts. Dimmbare Versionen sind verfügbar. Auf Anfrage werden auch Lösungen angeboten, die die Verbindung mehrerer Gehäuse mit Stromkabeln von Lampe zu Lampe ermöglichen.*

*Sistemas de luz difusa sobre cables de acero. Los modelos propuestos son lineales o redondos con cuerpos de aluminio y difusores de policarbonato opal. Los perfiles lineales de 100, 150 y 200 cm. Están posicionados sobre un solo cable de acero. Pueden rotar para permitir una luz difusa directa o indirecta. Los acabados son blanco mate y negro mate. Las soluciones redondas tienen 35, 50 y 70 cm de diámetro. Los cuerpos se colocan en apoyo sobre un par de cables de acero y, con los accesorios adecuados, se pueden girar e inclinar. LANCIA TONDA cavo (cable) está disponible en blanco mate, negro o en dorado mateo cromado. El sistema permite colocar las lámparas a lo largo de los cables en el punto deseado a partir de una sola fuente de alimentación de pared o techo. La roseta contiene el transformador. El cable de acero se estira entre dos tirantes opuestos y cubre distancias hasta 6 metros. A pedido disponible también cables de 10 metros. La luz LED está disponible en 2700K (XW), 3000K (WW) y 4000K (W) con un valor CRI> 90. La cantidad de LED en el circuito es de 180 por metro ofrece una luz continua y uniforme respetando el confort visual. Versiones dimables están disponibles. A pedido, también se ofrecen soluciones que permiten la conexión de varios cuerpos con cables de alimentación que pasan de una lámpara a otra.*

*Системы рассеянного света на стальных тросах. Предлагаются линейные и круглые модели с корпусом из алюминия и диффузором из матового поликарбоната. Линейные профили длиной 100, 150 и 200 см располагаются на одном стальном тросе. Могут вращаться вокруг своей оси, таким образом получается прямой или рассеянный свет. Цвет белый матовый и черный матовый. Круглые варианты диаметром 35, 50 и 70 см. Корпус опирается на пару стальных тросов и с помощью аксессуаров может вращаться или наклоняться.*

*Lancia Tonda на тросе предлагается окрашенной в белый матовый цвет, черный или брашированное золото или хром. Система позволяет располагать лампы вдоль троса на любом месте, начиная от силового ввода на стене или потолке. В розетке находится трансформатор. Стальной трос натянут между двумя противоположными креплениями на длину до 6 метров. По запросу трос до 10 метров. Светодиоды могут быть 2700K (XW), 3000K (WW) и 4000K (W) и CRI более 90. Количество светодиодов 180 на метр дает ровный протяженный свет, что комфортно для глаз. Есть диммируемые варианты. По запросу есть другие решения, позволяющие соединять больше устройств с помощью силовых кабелей, проходящих от одного к другому.*

# Lancia cavo

## Lancia Tonda cavo





**1565**

- .01** Bianco - White
- .02** Nero - Black

**L. 100cm** 0,80 Kg

Color temperature	Light sources	lm
<b>/100/W</b> 4000K	LED 18W CRI>90	2260lm
<b>/100/WW</b> 3000K	LED 18W CRI>90	2020lm
<b>/100/XW</b> 2700K	LED 18W CRI>90	1890lm

**L. 150cm** 1,00 Kg

Color temperature	Light sources	lm
<b>/150/W</b> 4000K	LED 27W CRI>90	3390lm
<b>/150/WW</b> 3000K	LED 27W CRI>90	3030lm
<b>/150/XW</b> 2700K	LED 27W CRI>90	2835lm

**L. 200cm** 1,20 Kg


Color temperature	Light sources	lm
<b>/200/W</b> 4000K	LED 36W CRI>90	4520lm
<b>/200/WW</b> 3000K	LED 36W CRI>90	4040lm
<b>/200/XW</b> 2700K	LED 36W CRI>90	3780lm

**L. 300cm** 2,00 Kg

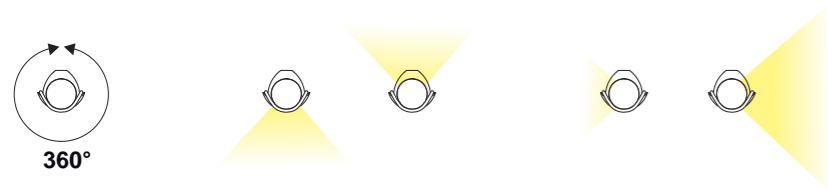
Color temperature	Light sources	lm
<b>/300/W</b> 4000K	LED 54W CRI>90	6780lm
<b>/300/WW</b> 3000K	LED 54W CRI>90	6060lm
<b>/300/XW</b> 2700K	LED 54W CRI>90	5670lm



max 600/1000



Il profilo può ruotare sul suo asse di 360° per orientare la luce. - The profile can rotate on its axis of 360° to direct the light.



Accessori - Accessories



**0965.31**

Coppia di tenditori cromati con cavo di acciaio lunghezza 6mt.  
2 chromed brass tensors with steel cable L. 6 mt.

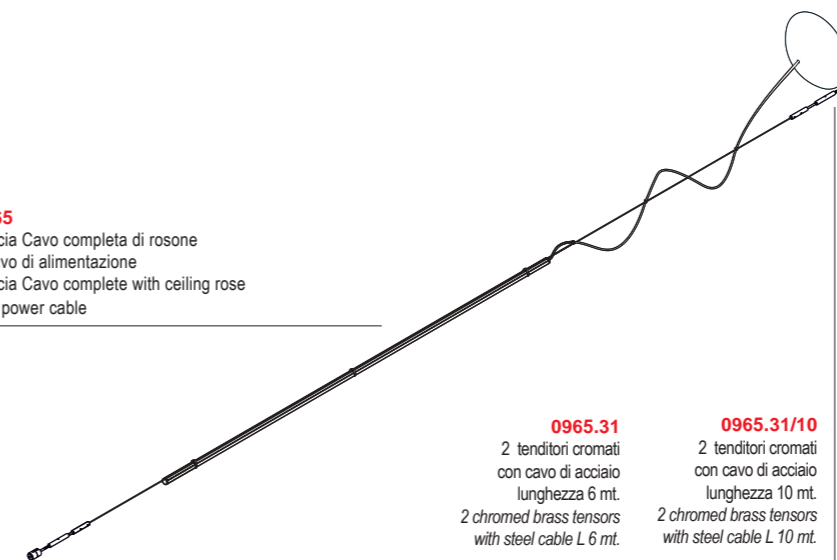
**0965.31/10**

Coppia di tenditori cromati con cavo di acciaio lunghezza 10mt.  
2 chromed brass tensors with steel cable L. 10 mt.



**1565**

Lancia Cavo completa di rosone e cavo di alimentazione  
Lancia Cavo complete with ceiling rose and power cable




**0965.31**

2 tenditori cromati con cavo di acciaio lunghezza 6 mt.  
2 chromed brass tensors with steel cable L. 6 mt.

**0965.31/10**

2 tenditori cromati con cavo di acciaio lunghezza 10 mt.  
2 chromed brass tensors with steel cable L. 10 mt.



**1171** Lancia Tonda Cavo Ø 35cm  
 .01 Bianco - White  
 .02 Nero - Black  
 .25 Ottone satinato - Satin brass  
 .31 Cromato - Chromed


Color temperature	Light sources	lm
<b>/W</b> 4000K	LED 18W CRI>90	2260lm
<b>/WW</b> 3000K	LED 18W CRI>90	2020lm
<b>/XW</b> 2700K	LED 18W CRI>90	1890lm

0,80 Kg

**1172** Lancia Tonda Cavo Ø 50cm  
 .01 Bianco - White  
 .02 Nero - Black  
 .25 Ottone satinato - Satin brass  
 .31 Cromato - Chromed

Color temperature	Light sources	lm
<b>/W</b> 4000K	LED 27W CRI>90	3390lm
<b>/WW</b> 3000K	LED 27W CRI>90	3030lm
<b>/XW</b> 2700K	LED 27W CRI>90	2835lm

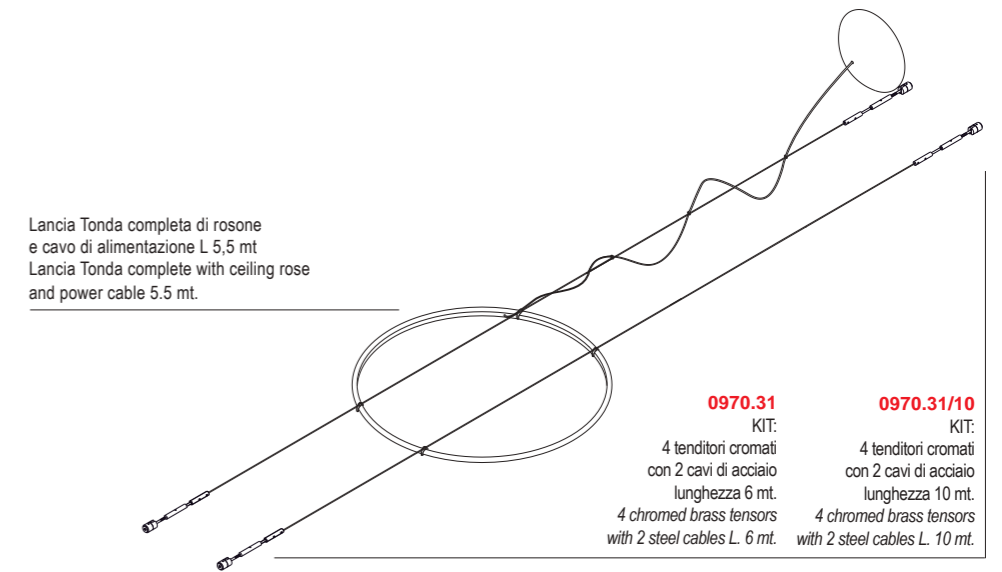
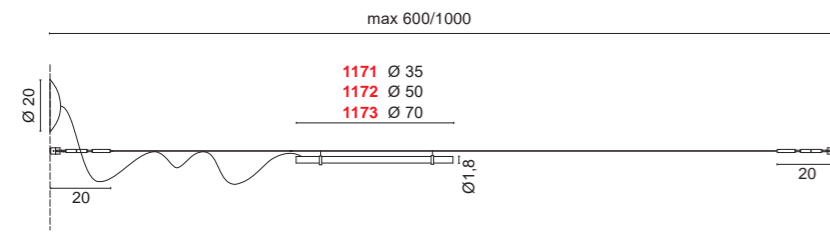
1,00 Kg



**1173** Lancia Tonda Cavo Ø 70cm  
 .01 Bianco - White  
 .02 Nero - Black  
 .25 Ottone satinato - Satin brass  
 .31 Cromato - Chromed

Color temperature	Light sources	lm
<b>/W</b> 4000K	LED 37,8W CRI>90	4746lm
<b>/WW</b> 3000K	LED 37,8W CRI>90	4242lm
<b>/XW</b> 2700K	LED 37,8W CRI>90	3969lm

1,20 Kg



Accessori - Accessories



**0970.31**  
 KIT:  
 4 tenditori cromati con 2 cavi di acciaio lunghezza 6 mt.  
 4 chromed brass tensors with 2 steel cables L. 6 mt.

**0970.31/10**  
 KIT:  
 4 tenditori cromati con 2 cavi di acciaio lunghezza 10 mt.  
 4 chromed brass tensors with 2 steel cables L. 10 mt.

Codici finiture - Finishes codes



**.01** Bianco - White    **.02** Nero - Black    **.25** Dorato satinato Golded satin    **.31** Cromo - Chromed





Lampade a sospensione in estruso d'alluminio con diffusore in metacrilato satinato o microprismato (UGR<19).  
Realizzabile nelle versioni mono emissione o bi emissione in diverse lunghezze e svariate finiture.  
L'assenza di viti, l'alimentatore integrato nella struttura e il fissaggio cavi all'interno della barra rendono Rail una lampada facile da installare.  
Possibile l'integrazione dei proiettori Newton.  
La collezione Rail si completa con le versioni a parete (pg. 357) e plafone (pg. 359).

*Suspension lamps in extruded aluminum with satin or microprismatic methacrylate diffuser (UGR <19).  
Available in single or double emission versions in different lengths and various finishes.  
A screwless fitting with built in driver and cable's fixing hidden into the profile make Rail an easy to install lamp.  
Integration with Newton projectors is a possible option.  
The Rail collection is completed with the wall (pg. 357) and ceiling (pg. 359) solutions*

*Lampes à suspension en aluminium extrudé avec diffuseur en méthacrylate satiné ou microprismatique (UGR <19).  
Disponible en versions simple ou double émission en différentes longueurs et différentes finitions.  
L'absence de vis, l'alimentation intégrée à la structure et la fixation des câbles à l'intérieur de la barre font de Rail une lampe facile à installer.  
L'intégration de projecteurs Newton est possible.  
La collection Rail est complétée par les versions murales (pg. 357) et plafonniers (pg. 359).*

*Lámparas de suspensión en extrusión de aluminio con difusor de metacrilato satinado o microprismático (UGR <19).  
Disponible en versiones de emisión simple o doble en diferentes longitudes y varios acabados.  
La ausencia de tornillos, la fuente de alimentación integrada en la estructura y la fijación de cables en el interior de la barra hacen de Rail una lámpara de fácil instalación.  
Es posible la integración de proyectores Newton.  
La colección Rail se completa con las versiones pared (pág. 357) Y techo (pág. 359).*

*Pendelleuchten aus stranggepresstem Aluminium mit Diffusor aus satiniertem oder mikroprismatischem Methacrylat (UGR <19).  
Erhältlich in Einzel- oder Doppelemissionsversionen in verschiedenen Längen und verschiedenen Ausführungen.  
Das Fehlen von Schrauben, das in die Struktur integrierte Netzteil und die Kabelbefestigung im Inneren der Leiste machen Rail zu einer einfach zu installierenden Leuchte.  
Die Integration von Newton-Projektoren ist möglich.  
Die Rail-Kollektion wird durch die Wand- (S. 357) und Decken- (S. 359) Versionen vervollständigt.*

*Подвесные лампы из экструдированного алюминия с матовым или микропризматическим рассеивателем из метакрилата (UGR <19).  
Доступны в версиях с одинарным или двойным излучением, разной длины и различной отделки.  
Отсутствие винтов, блок питания, встроенный в конструкцию, и крепление кабелей внутри планки делают Rail удобной в установке лампой.  
Возможна интеграция проекторов Newton.  
Коллекция Rail дополняется настенным (стр.357) И потолочным (стр.359) Вариантами.*

# Rail





Codici finiture - Finishes codes



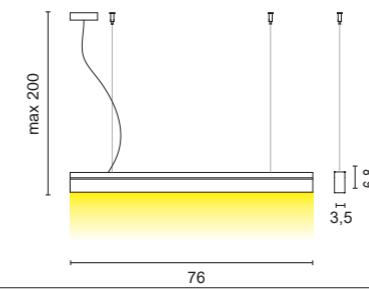
**1541**

.01	Bianco - White
.02	Nero - Black
.85	Verniciato argento - Painted silver finishing
.86	Verniciato oro - Painted gold finishing
.87	Verniciato rame - Painted copper finishing
.88	Verniciato bronzo - Painted bronze finishing

Dimmerabile su richiesta  
 Dimmable on request

Color temperature	Light sources	lm
<b>/W</b> 4000K	LED 13,5W CRI>90	1695lm
<b>/WW</b> 3000K	LED 13,5W CRI>90	1515lm
<b>/XW</b> 2700K	LED 13,5W CRI>90	1417lm

IP40 1,10 Kg




**1542**

.01	Bianco - White
.02	Nero - Black
.85	Verniciato argento - Painted silver finishing
.86	Verniciato oro - Painted gold finishing
.87	Verniciato rame - Painted copper finishing
.88	Verniciato bronzo - Painted bronze finishing

Dimmerabile su richiesta  
 Dimmable on request

Color temperature	Light sources	lm
<b>/W</b> 4000K	LED 27W CRI>90	3390lm
<b>/WW</b> 3000K	LED 27W CRI>90	3030lm
<b>/XW</b> 2700K	LED 27W CRI>90	2835lm

IP40 1,50 Kg



Il codice prodotto si riferisce alla lampada completa. 2 testate di chiusura e diffusore in policarbonato satinato sono inclusi.  
 The product code refers to the complete lamp. 2 closing heads and polycarbonate satin diffuser are included.

**CUSTOM SIZE - Tabella lunghezze disponibili a richiesta - Table of available lengths on request.**

cm.	watt	2700K (XW)	lm	3000K (WW)	lm	4000K (W)	lm
76	13,5W	<b>1541.*/XW</b>	1417	<b>1541.*/WW</b>	1515	<b>1541.*/W</b>	1695
102	18W	<b>A1541.*/100/XW</b>	1890	<b>A1541.*/100/WW</b>	2020	<b>A1541.*/100/W</b>	2260
126	22,5W	<b>A1541.*/125/XW</b>	2362	<b>A1541.*/125/WW</b>	2525	<b>A1541.*/125/W</b>	2825
152	27W	<b>1542.*/XW</b>	2835	<b>1542.*/WW</b>	3030	<b>1542.*/W</b>	3390
176	31,5W	<b>A1541.*/175/XW</b>	3307	<b>A1541.*/175/WW</b>	3535	<b>A1541.*/175/W</b>	3955
202	36W	<b>A1541.*/200/XW</b>	3780	<b>A1541.*/200/WW</b>	4040	<b>A1541.*/200/W</b>	4520
226	40,5W	<b>A1541.*/225/XW</b>	4252	<b>A1541.*/225/WW</b>	4545	<b>A1541.*/225/W</b>	5085
252	45W	<b>A1541.*/250/XW</b>	4725	<b>A1541.*/250/WW</b>	5050	<b>A1541.*/250/W</b>	5650
276	49,5W	<b>A1541.*/275/XW</b>	5197	<b>A1541.*/275/WW</b>	5555	<b>A1541.*/275/W</b>	6215
302	54W	<b>A1541.*/300/XW</b>	5670	<b>A1541.*/300/WW</b>	6060	<b>A1541.*/300/W</b>	6780

\* Codice finitura: - Finishes codes: .01 .02 .85 .86 .87 .88



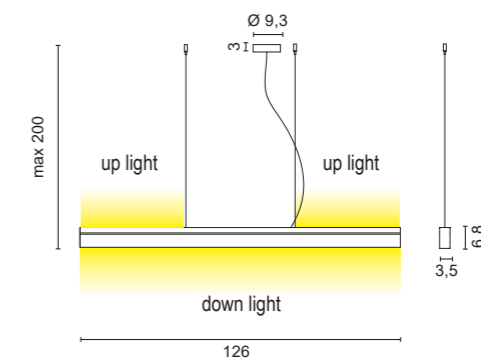
**1545**

- .01** Bianco - White
- .02** Nero - Black
- .85** Verniciato argento - Painted silver finishing
- .86** Verniciato oro - Painted gold finishing
- .87** Verniciato rame - Painted copper finishing
- .88** Verniciato bronzo - Painted bronze finishing

Dimmerabile su richiesta  
Dimmable on request

Color temperature	Light sources	lm
<b>/W</b> 4000K	LED 37,5W	1883lm up light + 2825lm down light
<b>/WW</b> 3000K	LED 37,5W	1683lm up light + 2525lm down light
<b>/XW</b> 2700K	LED 37,5W	1575lm up light + 2362lm down light

IP40 1,30 Kg



Il codice prodotto si riferisce alla lampada completa. 2 testate di chiusura e diffusore in policarbonato satinato sono inclusi.  
The product code refers to the complete lamp. 2 closing heads and polycarbonate satin diffuser are included.

Codici finiture - Finishes codes



**CUSTOM SIZE - Tabella lunghezze disponibili a richiesta - Table of available lengths on request.**

cm.	watt	2700K (XW)	lm up	lm down	3000K (WW)	lm up	lm down	4000K (W)	lm up	lm down
126	37,5W	<b>1545.*/XW</b>	1575	2362	<b>1545.*/WW</b>	1683	2525	<b>1545.*/W</b>	1883	2825
152	45W	<b>A1545.*/150/XW</b>	1890	2835	<b>A1545.*/150/WW</b>	2020	3030	<b>A1545.*/150/W</b>	2260	3390
176	55,5W	<b>A1545.*/175/XW</b>	2520	3307	<b>A1545.*/175/WW</b>	2693	3535	<b>A1545.*/175/W</b>	3013	3955
202	60W	<b>A1545.*/200/XW</b>	2520	3780	<b>A1545.*/200/WW</b>	2693	4040	<b>A1545.*/200/W</b>	3013	4520
226	67,5W	<b>A1545.*/225/XW</b>	2835	4252	<b>A1545.*/225/WW</b>	3030	4545	<b>A1545.*/225/W</b>	3390	5085
252	75W	<b>A1545.*/250/XW</b>	3150	4725	<b>A1545.*/250/WW</b>	3366	5050	<b>A1545.*/250/W</b>	3767	5650
276	82,5W	<b>A1545.*/275/XW</b>	3465	5197	<b>A1545.*/275/WW</b>	3703	5555	<b>A1545.*/275/W</b>	4143	6215
302	93W	<b>A1545.*/300/XW</b>	4095	5670	<b>A1545.*/300/WW</b>	4377	6060	<b>A1545.*/300/W</b>	4897	6780

\* Codice finitura: - Finishes codes: **.01 .02 .85 .86 .87 .88**



**1547**

.01 Bianco - White

Con strip LED 25W/mt.  
With 25W/mt LED strip.

**L. 127cm** 0,80 Kg

Color temperature	Light sources	lm
/125/W 4000K	LED 31W	3440lm
/125/WW 3000K	LED 31W	3000lm
/125/XW 2700K	LED 31W	2860lm

**L. 152cm** 1,00 Kg

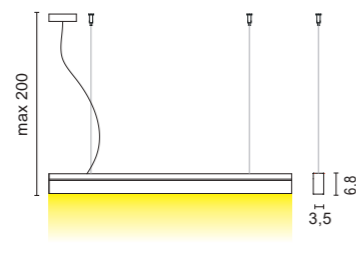
Color temperature	Light sources	lm
/150/W 4000K	LED 37,5W	4130lm
/150/WW 3000K	LED 37,5W	3600lm
/150/XW 2700K	LED 37,5W	3440lm

**L. 177cm** 1,20 Kg

Color temperature	Light sources	lm
/175/W 4000K	LED 44W	4800lm
/175/WW 3000K	LED 44W	4200lm
/175/XW 2700K	LED 44W	4000lm



Il codice prodotto si riferisce alla lampada completa. 2 testate di chiusura e schermo microprismatico ad alta efficienza sono inclusi.  
The product code refers to the complete lamp. 2 closing heads and high efficiency microprismatic diffuser are included.



1546/125 127  
1546/150 152  
1546/176 177



**1546**

.01 Bianco - White

Con strip LED 25W/mt. - Dimmerabile su richiesta  
With 25W/mt LED strip. - Dimmable on request

**L. 126cm** 0,80 Kg

Color temperature	Light sources	lm
/125/W 4000K	LED 46W	1883lm up light + 3440lm down light
/125/WW 3000K	LED 46W	1683lm up light + 3000lm down light
/125/XW 2700K	LED 46W	1575lm up light + 2860lm down light

**L. 152cm** 1Kg

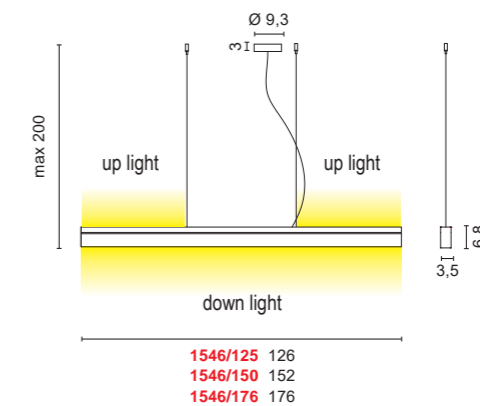
Color temperature	Light sources	lm
/150/W 4000K	LED 55,5W	2260lm up light + 4130lm down light
/150/WW 3000K	LED 55,5W	2020lm up light + 3600lm down light
/150/XW 2700K	LED 55,5W	1890lm up light + 3440lm down light

**L. 176cm** 1,20Kg

Color temperature	Light sources	lm
/175/W 4000K	LED 68W	3013lm up light + 4800lm down light
/175/WW 3000K	LED 68W	2693lm up light + 4200lm down light
/175/XW 2700K	LED 68W	2520lm up light + 4000lm down light



Il codice prodotto si riferisce alla lampada completa. 2 testate di chiusura e schermo microprismatico ad alta efficienza sono inclusi.  
The product code refers to the complete lamp. 2 closing heads and high efficiency microprismatic diffuser are included.



1546/125 126  
1546/150 152  
1546/176 176

Lampada da sospensione a luce diffusa. Il corpo è realizzato in trafilata di alluminio saldata con diffusore in metacrilato satinato.

Il circuito LED ad alta efficienza e il driver sono integrati nella struttura della lampada. Il rosone è in ABS con cavo di alimentazione trasparente. RAIL QUADRA è pensata come un'unica grande cornice, un percorso chiuso di luce che definisce e sottolinea lo spazio sottostante. Dal disegno moderno è adatta per illuminare tavoli da pranzo, scrivanie e ambienti ufficio. A richiesta può essere fornita in versione dimmerabile, a luce indiretta (su due lati contrapposti) o con altre potenze. La collezione si completa con la versione a plafone (pg. 352).

*Suspension lamp with diffused light. The body is made of welded aluminium extruder with satin methacrylate diffuser.*

*The high efficiency LED circuit and the drivers are integrated into the lamp structure. The ceiling rose is in ABS with transparent power cable. RAIL QUADRA is conceived as a single large frame, a closed path of light that defines and emphasizes the space below.*

*With a modern design it is suitable for lighting dining tables, desks and office environments. On request it can be supplied in a dimmable version, indirect light (on two opposite sides) or with other powers. The collection is completed with the ceiling version (pg.352).*

*Lampe à suspension à lumière diffuse. Le corps est en aluminium extrudé soudé avec diffuseur en méthacrylate satiné.*

*Le circuit LED à haute efficacité et les pilotes sont intégrés dans la structure de la lampe. La rosace est en ABS avec câble d'alimentation transparent. RAIL QUADRA est conçu comme un seul grand cadre, un chemin de lumière fermé qui définit et met l'accent sur l'espace en dessous. Avec un design moderne, il convient à l'éclairage des tables à manger, des bureaux et des environnements de bureau. Sur demande il peut être fourni dans une version dimmable, lumière indirecte (sur deux côtés opposés) ou avec d'autres puissances. La collection est complétée par la version plafonnier (pg.352).*

*Lámpara de suspensión con luz difusa. El cuerpo está fabricado en extrusión de aluminio soldado con difusor de metacrilato satinado.*

*El circuito LED de alta eficiencia y los controladores están integrados en la estructura de la lámpara. El rosetón es de ABS con cable de alimentación transparente. RAIL QUADRA se concibe como un solo gran marco, un camino cerrado de luz que define y enfatiza el espacio debajo. Con un diseño moderno, es adecuado para iluminar mesas de comedor, escritorios y entornos de oficina. Bajo pedido se puede suministrar en versión regulable, luz indirecta (en dos lados opuestos) o con otros poderes. La colección se completa con la versión de techo (pág.352).*

*Pendelleuchte mit diffusem Licht. Der Körper besteht aus geschweißtem Aluminium-Strangpressprofil mit satiniertem Methacrylat-Diffusor.*

*Die hocheffiziente LED-Schaltung und die Treiber sind in die Lampenstruktur integriert. Die Deckenrosette ist aus ABS mit transparentem Stromkabel. RAIL QUADRA ist als einzelner großer Rahmen konzipiert, ein geschlossener Lichtweg, der den darunter liegenden Raum definiert und betont. Mit modernem Design eignet sie sich zur Beleuchtung von Esstischen, Schreibtischen und Büroumgebungen. Auf Anfrage auch in dimmbarer Ausführung lieferbar, indirektes Licht (auf zwei gegenüberliegenden Seiten) oder mit anderen Leistungen. Abgerundet wird die Kollektion durch die Deckenversion (S.352).*

*Подвесной светильник с рассеянным светом. Корпус изготовлен из сварного алюминиевого профиля с диффузором из сатинированного метакрилата.*


*Схема высокоэффективного светодиода и драйверы интегрированы в структуру лампы. Потолочная розетка из АБС-пластика с прозрачным кабелем питания.*

*RAIL QUADRA задумана как одна большая рама, замкнутая световая дорожка, которая определяет и подчеркивает пространство внизу. Обладая современным дизайном, он подходит для освещения обеденных столов, письменных столов и офисных помещений. По запросу он может быть поставлен с регулируемой яркостью.*

*непрямой свет (с двух противоположных сторон) или с другими полномочиями. Коллекция дополняется потолочной версией (стр.352).*

# Rail Quadra





Codici finiture - Finishes codes



**1561**

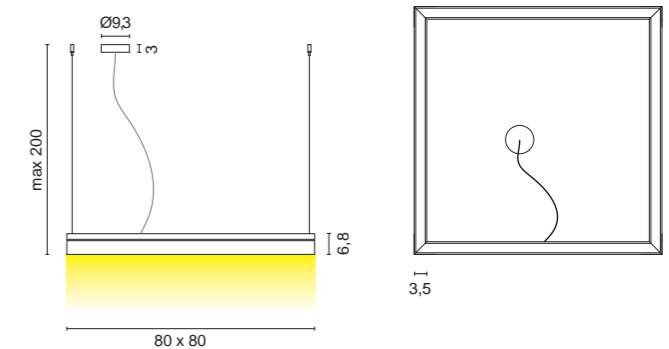
- .01 Bianco - White
- .02 Nero - Black
- .85 Verniciato argento - Painted silver finishing
- .86 Verniciato oro - Painted gold finishing
- .87 Verniciato rame - Painted copper finishing
- .88 Verniciato bronzo - Painted bronze finishing

Dimmerabile su richiesta - Biemissione su richiesta  
Dimmable on request - Biemission on request

Color temperature	Light sources	lm
<b>/W</b> 4000K	LED 54W CRI>90	6780lm
<b>/WW</b> 3000K	LED 54W CRI>90	6060lm
<b>/XW</b> 2700K	LED 54W CRI>90	5670lm



3,80 Kg



Lampada lineare a sospensione in estruso d'alluminio con diffusore in metacrilato. L'assenza di viti, l'alimentatore integrato nella struttura e i tappi cromati rendono Rail una lampada estremamente elegante. La collezione Phantom si completa con la versione a plafone (pg.360).

*Linear suspension lamp in extruded aluminum with methacrylate diffuser. The absence of screws, the led driver integrated into the structure and the chrome caps make Phantom an extremely elegant lamp. The Phantom collection is completed with the ceiling version (pg.360).*


*Lampe à suspension linéaire en aluminium extrudé avec diffuseur en méthacrylate. L'absence de vis, l'alimentation intégrée à la structure et les capuchons chromés font de Rail une lampe extrêmement élégante. La collection Phantom est complétée par la version plafonnier (pg.360).*

*Lámpara de suspensión lineal en extrusión de aluminio con difusor de metacrilato. La ausencia de tornillos, la fuente de alimentación integrada en la estructura y las tapas cromadas hacen de Rail una lámpara extremadamente elegante. La colección Phantom se completa con la versión de techo (pág.360).*

*Lineare Pendelleuchte aus stranggepresstem Aluminium mit Diffusor aus Methacrylat. Das Fehlen von Schrauben, das in die Struktur integrierte Netzteil und die verchromten Kappen machen Rail zu einer äußerst eleganten Leuchte. Abgerundet wird die Phantom-Kollektion durch die Deckenversion (S.360).*

*Линейный подвесной светильник из экструдированного алюминия с рассеивателем из метакрилата. Отсутствие винтов, встроенный в конструкцию блок питания и хромированные колпачки делают Rail очень элегантным светильником. Коллекция Phantom дополняется потолочной версией (стр.360).*

# Phantom





**1524**

.01 Bianco - White

Dimmerabile su richiesta  
Dimmable on request

Color temperature	Light sources	lm
<b>/W</b> 4000K	LED 18,8W	2910lm
<b>/WW</b> 3000K	LED 18,8W	2770lm

IP40 1,50 Kg

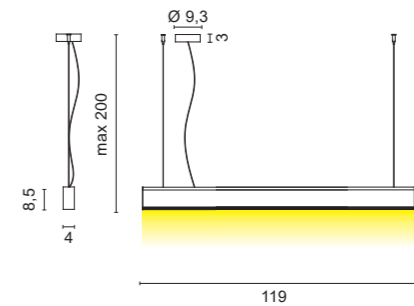
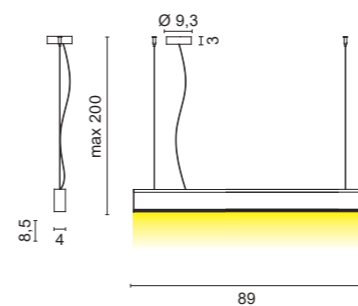
**1525**

.01 Bianco - White

Dimmerabile su richiesta  
Dimmable on request

Color temperature	Light sources	lm
<b>/W</b> 4000K	LED 25W	3860lm
<b>/WW</b> 3000K	LED 25W	3680lm

IP40 1,80 Kg





Lampada a sospensione di grande dimensione realizzata in alluminio tornito.  
Disponibile in tre finiture.  
La forma a mezza sfera e l'utilizzo di diverse sorgenti E27 garantiscono gradevoli effetti di Luce d'ambiente.  
La collezione Giove si completa con la versione a plafone (pg. 298).

*Large suspension lamp made of spun aluminium.  
Available in three finishes.  
The half-sphere shape and the use of different E27 sources generate pleasant ambient light effects.  
The Giove collection is completed with the ceiling version (pg. 298).*

*Grande lampe à suspension en aluminium tourné.  
Disponible en trois finitions.  
La forme en demi-sphère et l'utilisation de différentes sources E27 garantissent d'agréables effets de lumière ambiante.  
La collection Giove est complétée par la version plafonnier (pg. 298).*

*Lámpara de suspensión grande fabricada en aluminio torneado.  
Disponible en tres acabados.  
La forma de media esfera y el uso de diferentes fuentes E27 garantizan efectos de luz ambiental agradables.  
La colección Giove se completa con la versión de techo (pág. 298).*

*Große Pendelleuchte aus gedrehtem Aluminium.  
Erhältlich in drei Ausführungen.  
Die Halbkugelform und die Verwendung verschiedener E27-Quellen garantieren angenehme Raumlichteffekte.  
Die Kollektion Giove wird durch die Deckenversion (S. 298) vervollständigt.*


*Большой подвесной светильник из точеного алюминия.  
Доступен в трех вариантах отделки.  
Форма полусферы и использование различных источников E27 гарантируют приятные эффекты окружающего света.  
Коллекция Giove дополняется потолочной версией (стр. 298).*

# Giove






.01 Bianco - White



.02 Nero - Black



.02.01 Nero bianco - Black white



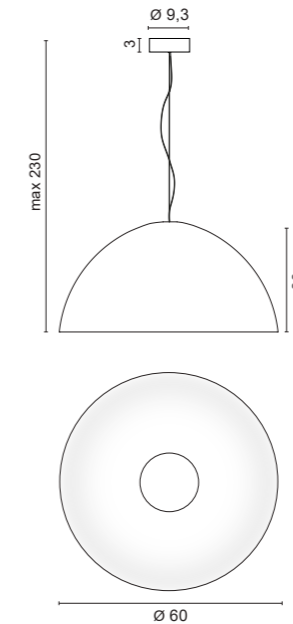
.02.29 Nero foglia oro - Black gold leaf

**1599**

- .01 Bianco - White
- .02 Nero - Black
- .02.01 Nero / interno bianco - Out black / in white
- .02.29 Nero / interno foglia oro - Out black / in gold leaf

Light sources  
 E27 LED  
 15W 2700K 2200lm (art. 0109/15/XW)  
 15W 4000K 2200lm (art. 0109/15/W)

3,50 Kg



Optional

**0532**  
 Ø 1 cm  
 H 3,5cm

Elemento per decentramento  
 Displacement component

.31 Cromato lucido - Chromed



# Pavillon

Lampada a sospensione di grande dimensione realizzata in alluminio tornito. Disponibile in diverse finiture. Il portalampade con attacco E27 consente l'utilizzo di tutte le nuove sorgenti LED dando la possibilità di scegliere la Luce desiderata. La sua linea semplice, richiamo ai modelli classici utilizzati nell'illuminazione di capannoni e grandi spazi industriali, oggi trova utilizzo in ambienti moderni sia pubblici che privati.

*Large suspension lamp made of spun aluminum. Available in different finishes. The lamp holder with E27 socket allows the use of all the new LED sources, offering the possibility to choose the desired light. Its simple design, recalling the classic models used in the lighting of warehouses and large industrial spaces, is now purposed in modern, public and private, environments.*

*Grande lampe à suspension en aluminium tourné. Disponible en différentes finitions. Le support de lampe avec douille E27 permet l'utilisation de toutes les nouvelles sources LED, donnant la possibilité de choisir la lumière souhaitée. Sa ligne simple, rappelant les modèles classiques utilisés dans l'éclairage des entrepôts et des grands espaces industriels, est désormais utilisée dans les environnements modernes publics et privés.*

*Lámpara de suspensión grande fabricada en aluminio torneado. Disponible en diferentes acabados. El portalámparas con casquillo E27 permite el uso de todas las nuevas fuentes LED, dando la posibilidad de elegir la luz deseada. Su línea simple, recordando los modelos clásicos utilizados en la iluminación de almacenes y grandes espacios industriales, se utiliza ahora en ambientes públicos y privados modernos.*

*Große Pendelleuchte aus gedrehtem Aluminium. Erhältlich in verschiedenen Ausführungen. Die Lampenfassung mit E27-Fassung ermöglicht die Verwendung aller neuen LED-Quellen und bietet die Möglichkeit, das gewünschte Licht auszuwählen. Seine schlichte Linie, die an die klassischen Modelle der Beleuchtung von Lagerhallen und großen Industriehallen erinnert, wird heute sowohl in öffentlichen als auch in privaten modernen Umgebungen verwendet.*

*Большой подвесной светильник из точеного алюминия. Доступен в различных вариантах отделки. Патрон лампы с цоколем E27 позволяет использовать все новые светодиодные источники, давая возможность выбрать желаемый свет. Его простая линия, напоминающая классические модели, используемые для освещения складов и больших промышленных помещений, теперь используется как в общественных, так и в частных современных помещениях.*





**.01** Bianco - White



**.02.01** Nero / interno bianco - Out black / in white



**.05.01** Rosso / interno bianco - Out red / in white



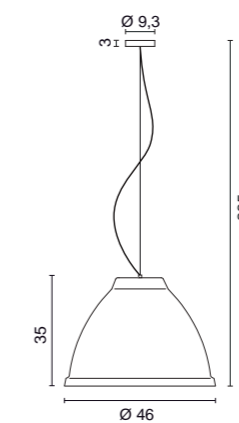
**.35** Verniciato sabbia - Painted sand finishing

**1558**

- .01** Bianco - White
- .02.01** Nero / interno bianco - Out black / in white
- .05.01** Rosso / interno bianco - Out red / in white
- .35** Verniciato sabbia - Painted sand finishing

Light sources  
 E27 LED  
 15W 2700K 2200lm (art. 0109/15/XW)  
 15W 4000K 2200lm (art. 0109/15/W)

**F** 1,10 Kg



Optional

**0532**  
 Ø 1 cm  
 H 3,5cm

Elemento per decentramento  
 Displacement component

**.31** Cromato lucido - Chromed



Lampada a sospensione a luce diretta realizzata in alluminio tornito.  
Il disegno si ispira al calice per la degustazione del cognac o del brandy.  
Il portalampada E27 garantisce la possibilità di scegliere per Baloon la quantità di luce desiderata. La sua semplicità formale e le sue finiture galvaniche sono perfette per adattarsi a qualsiasi ambiente classico o moderno, pubblico o privato ed a qualsiasi stile.  
Disponibili anche ulteriori rosoni ed accessori (pg. 214). La collezione Baloon si completa con le versioni da Terra (pg. 244) e a parete (pg. 344).

*Direct light pendant lamp made of spun aluminum.  
The design keeps its inspiration by the glass for tasting cognac or brandy.  
The E27 lamp holder offers the possibility to adjust the performance of the light according to any need. Its design simplicity and its galvanic finishes are perfect to suit either to classic or modern, public or private environment and to any style.  
Alternative ceiling roses and accessories are also available (pg. 214). The Baloon collection is completed with the floor (pg. 244) and wall (pg. 344) applications.*

*Suspension à lumière directe en aluminium tourné. Le design s'inspire du verre de dégustation de cognac ou de brandy.  
La douille E27 garantit la possibilité de choisir la quantité de lumière souhaitée pour Baloon.  
Sa simplicité formelle et ses finitions galvaniques sont parfaites pour s'adapter à n'importe quel environnement classique ou moderne, public ou privé et à n'importe quel style. D'autres rosaces et accessoires sont également disponibles (pg. 214).  
La collection Baloon est complétée par les versions sol (p. 244) et murale (p. 344).*

*Lámpara colgante con luz directa fabricada en aluminio torneado. El diseño está inspirado en la copa para degustar coñac o brandy. El portalámparas E27 garantiza la posibilidad de elegir la cantidad de luz deseada para Baloon. Su sencillez formal y sus acabados galvanicos son perfectos para adaptarse a cualquier ambiente clásico o moderno, público o privado y a cualquier estilo. También están disponibles otros florones y accesorios (pág. 214). La colección Baloon se completa con las versiones de suelo (pág. 244) Y pared (pág. 344).*

*Direktlicht Pendelleuchte aus gedrehtem Aluminium. Das Design ist vom Glas zum Verkosten von Cognac oder Brandy inspiriert.  
Die E27-Lampenfassung garantiert die Möglichkeit, die gewünschte Lichtmenge für Baloon zu wählen.  
Seine formale Einfachheit und seine galvanischen Oberflächen sind perfekt, um sich an jede klassische oder moderne Umgebung, öffentlich oder privat und an jeden Stil anzupassen.  
Andere Deckenrosetten und Zubehör sind ebenfalls erhältlich (S. 214).  
Die Baloon-Kollektion wird durch die Versionen Boden (S. 244) und Wand (S. 344) vervollständigt.*

*Подвесной светильник прямого света из точеного алюминия. Дизайн вдохновлен бокалом для дегустации коньяка или бренда. Патрон E27 гарантирует возможность выбора желаемого количества света для Baloon. Его формальная простота и гальваническая отделка идеально подходят для любой классической или современной обстановки, общественной или частной и любого стиля. Также доступны другие потолочные розетки и аксессуары (стр. 214). Коллекция Baloon дополняется напольным (стр. 244) И пристенным (стр. 344) вариантами.*

# Baloon





**.01** Bianco (interno bianco) - *White (in white)*



**.38** Ramato lucido (interno bianco) - *Shiny copper (in white)*



**.31** Cromato lucido (interno bianco) - *Shiny chromed (in white)*

### 1549

**.01** Bianco - *White*

**.31** Cromato lucido - *Shiny chromed*

**.38** Ramato lucido - *Shiny copper*

#### Light sources

E27 LED

12W 2700K 1800lm (art. 0109/12/XW)

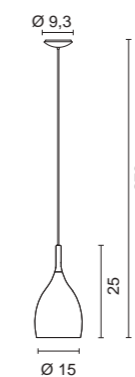
12W 4000K 1800lm (art. 0109/12/W)

15W 2700K 2200lm (art. 0109/15/XW)

15W 4000K 2200lm (art. 0109/15/W)



1.60 Kg



Lampada da Parete in ferro grezzo e come elemento decorativo lampadine a filamento Led in vetro soffiato. La forma e l'effetto Retrò delle lampadine conferiscono a Unidea quel surplus di eleganza evocativa ed emozionale che rende unico il progetto luminoso.

I rosoni ed accessori sono da ordinare separatamente in base alla tipologia della composizione scelta. (pg.206).

La collezione Unidea si completa con le versioni da appoggio (pg.258).

*Wall lamp made of raw iron and decorated with Led filament bulbs in blown glass.*

*The shape and the Retrò design of the light bulbs give to Unidea that emotional elegance that makes the lighting project unique.*

*The ceiling roses and accessories need to be ordered separately according to the type of composition chosen. (pg.206). The Unidea collection is completed with the countertop (pg.258).*

*Applique en fer brut et comme élément décoratif Ampoules à filament Led en verre soufflé.*

*La forme et l'effet rétro des ampoules donnent à Unidea ce surplus d'élégance évocatrice et émotionnelle qui rend le projet d'éclairage unique.*

*Les rosaces et accessoires sont à commander séparément selon le type de composition choisi. (page.206).*

*La collection Unidea est complétée par les versions à poser (page.258).*

*Applique de pared en hierro crudo y como elemento decorativo Bombillas de filamento Led en vidrio soplado.*

*La forma y el efecto retro de las bombillas confieren a Unidea ese excedente de elegancia evocadora y emocional que hace que el proyecto de iluminación sea único.*

*Los florones y los accesorios deben pedirse por separado según el tipo de composición elegida. (pág.206). La colección Unidea se completa con las versiones en apoyo (pág.258).*

*Wandlampe aus Roheisen und als dekoratives Element LED-Glühbirnen aus mundgeblasenem Glas. Die Form und der Retro-Effekt der Glühbirnen verleihen Unidea den Überschuss an stimmungsvoller und emotionaler Eleganz, der das Beleuchtungsprojekt einzigartig macht. Deckenrosetten und Zubehör sind je nach gewählter Zusammenstellung separat zu bestellen. (Seite.206).*

*Die Kollektion Unidea wird durch die Versionen Arbeitsplatte (S.258).*


*Настенный светильник из необработанного железа и в качестве декоративного элемента Led лампы накаливания из дутого стекла.*

*Форма и ретро-эффект лампочек придают Unidea то изобилие вызывающей воспоминания и эмоциональной элегантности, которое делает световой проект уникальным.*

*Потолочные розы и аксессуары заказываются отдельно в зависимости от выбранной композиции. (стр.206).*

*Коллекцию Unidea дополняют столешница (стр.258).*

# Unidea



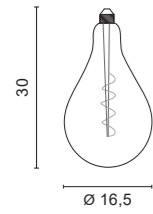
**1600**

**.70** Retrò  
**.71** Fumè

Light sources

E27 LED  
**.70** - 5W 250lm 2000K  
**.71** - 5W 150lm 2000K

Dim 0,20 Kg



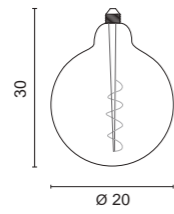
**1601**

**.70** Retrò  
**.71** Fumè

Light sources

E27 LED  
**.70** - 5W 250lm 2000K  
**.71** - 5W 150lm 2000K

Dim 0,20 Kg



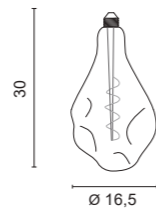
**1602**

**.70** Retrò  
**.71** Fumè

Light sources

E27 LED  
**.70** - 5W 250lm 2000K  
**.71** - 5W 150lm 2000K

Dim 0,20 Kg



**0977/3**

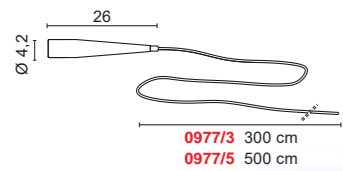
Portalampe E27 con cavo 3 mt  
Lamp holder E27 with cable 3 mt

**.71** Fumè

**0977/5**

Portalampe E27 con cavo 5 mt  
Lamp holder E27 with cable 5 mt

**.71** Fumè



1600.70 + 0977/... 1600.71 + 0977/...



1601.70 + 0977/... 1601.71 + 0977/...



1602.70 + 0977/... 1602.71 + 0977/...



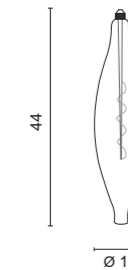
**1603**

**.70** Retrò

Light sources

E27 LED  
11W 100lm 2000K

Dim 0,50 Kg



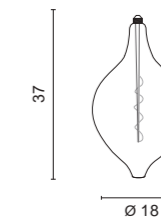
**1604**

**.70** Retrò

Light sources

E27 LED  
11W 100lm 2000K

Dim 0,50 Kg



1603.70 + 0977/...



1604.70 + 0977/...

**0977/3**

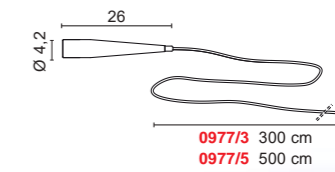
Portalampe E27 con cavo 3 mt  
Lamp holder E27 with cable 3 mt

**.71** Fumè

**0977/5**

Portalampe E27 con cavo 5 mt  
Lamp holder E27 with cable 5 mt

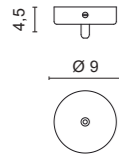
**.71** Fumè



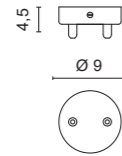


Rosoni - Ceiling roses

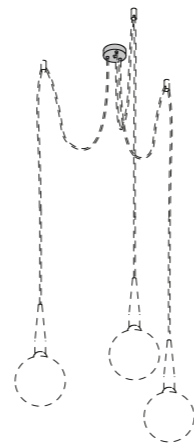
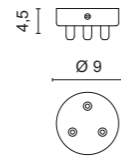
**0976/1** 1,00 Kg  
 IN: 50/60Hz 220-240V  
 Rosone - 1 Unidea  
 Ceiling rose - 1 Unidea  
 .71 Fumè



**0976/2** 1,00 Kg  
 IN: 50/60Hz 220-240V  
 Rosone - 2 Unidea  
 Ceiling rose - 2 Unidea  
 .71 Fumè

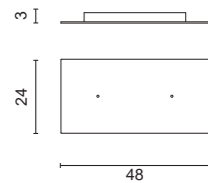


**0976/3** 1,00 Kg  
 IN: 50/60Hz 220-240V  
 Rosone - 3 Unidea  
 Ceiling rose - 3 Unidea  
 .71 Fumè

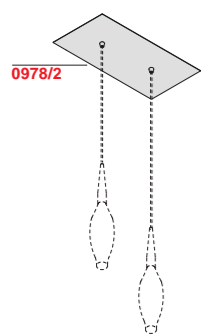

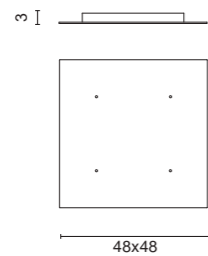


0976/3 + 3 x 0975/1 + 3 x 0977/3 + 3 x 1601

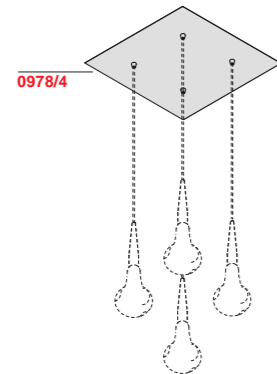
**0978/2** 2,00 Kg  
 IN: 50/60Hz 220-240V  
 Rosone - 2 Unidea  
 Ceiling rose - 2 Unidea  
 .02 Nero - Black  
 F



**0978/4** 3,80 Kg  
 IN: 50/60Hz 220-240V  
 Rosone - 4 Unidea  
 Ceiling rose - 4 Unidea  
 .02 Nero - Black  
 F



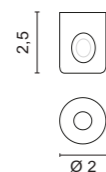
0978/2 + 2 x 0977/3 + 2 x 1603



0978/4 + 4 x 0977/3 + 4 x 1602

Optional

**0975/1**  
 Ø 2cm  
 H 2,5cm  
 1 Decentratore per soffitto in ottone satinato  
 1 Satin brass displacement element for ceiling fixing



**design ABS Studio - 2001**

Storica Lampada a sospensione a luce diffusa in vetro soffiato bianco.

Il portalamada E27 garantisce la possibilità di scegliere per Mir la quantità di luce desiderata. Disponibili anche ulteriori rosoni ed accessori (pg.214).

*Historic Suspension lamp with diffused light in white blown glass.*

*The E27 lamp holder offers the possibility to adjust the performance of the light according to any need.*

*Alternative ceiling roses and accessories are also available (pg.214).*

*Suspension historique à lumière diffuse en verre soufflé blanc.*

*La douille E27 garantit la possibilité de choisir la quantité de lumière souhaitée pour Mir.*

*D'autres rosaces et accessoires sont également disponibles (pg.214).*

*Lámpara de suspensión histórica con luz difusa en vidrio soplado blanco.*

*El portalamapas E27 garantiza la posibilidad de elegir la cantidad de luz deseada para Mir.*

*También están disponibles otros florones y accesorios (pág.214).*

*Historische Pendelleuchte mit diffusem Licht aus weißem mundgeblasenem Glas.*

*Die E27-Lampenfassung garantiert die Möglichkeit, die gewünschte Lichtmenge für Mir zu wählen.*

*Andere Deckenrosetten und Zubehör sind ebenfalls erhältlich (S.214).*

*Исторический Подвесной светильник из белого выдувного стекла с рассеянным светом.*

*Патрон E27 гарантирует возможность выбора нужного количества света для «Мира».*

*Также доступны другие потолочные розетки и аксессуары (стр..214).*

# Mir

**1133**

.57 Vetro bianco - White glass

*Light sources*

E27 LED

12W 2700K 1800lm (art. 0109/12/XW)

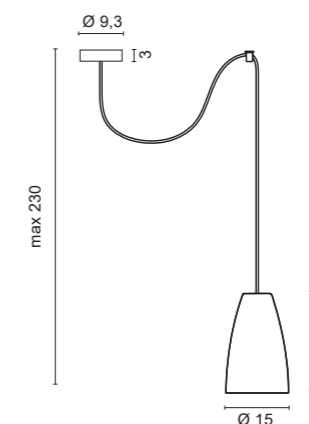
12W 4000K 1800lm (art. 0109/12/W)

15W 2700K 2200lm (art. 0109/15/XW)

15W 4000K 2200lm (art. 0109/15/W)



1,00 Kg



design F. Rienzi - 2013

Lampada a sospensione in vetro pirex trasparente con inserto bianco o nero/oro.

Il portalampana E27 garantisce la possibilità di scegliere per Prêt-à-Porter la quantità di luce desiderata.

I rosoni ed accessori sono da ordinare separatamente in base alla tipologia della composizione scelta. (pg.214).

La collezione Prêt-à-Porter si completa con la versione a plafone (pg.388).

*Suspension lamp in transparent pyrex glass with white or black / gold decoration.*

*The E27 lamp holder offers the possibility to adjust the performance of the light according to any need.*

*The ceiling roses and accessories need to be ordered separately according to the type of composition chosen. (pg.214).*

*The Prêt-à-Porter collection is completed with the ceiling application (pg.388).*

*Lampe à suspension en verre pyrex transparent avec insert blanc ou noir / or.*

*La douille E27 garantit la possibilité de choisir la quantité de lumière souhaitée pour Prêt-à-Porter.*

*Les rosaces et accessoires sont à commander séparément selon le type de composition choisie. (page.214).*

*La collection Prêt-à-Porter est complétée par la version plafonnier (p.388).*

*Lámpara de suspensión en vidrio pyrex transparente con inserto blanco o negro / dorado.*

*El portalámparas E27 garantiza la posibilidad de elegir la cantidad de luz deseada para Prêt-à-Porter.*

*Los florones y los accesorios deben pedirse por separado según el tipo de composición elegida. (pág.214).*

*La colección Prêt-à-Porter se completa con la versión de techo (pág.388).*

*Pendelleuchte aus transparentem Pyrexglas mit weißem oder schwarz / goldenem Einsatz.*

*Die E27-Lampenfassung garantiert die Möglichkeit, die gewünschte Lichtmenge für Prêt-à-Porter zu wählen.*

*Deckenrosetten und Zubehör sind je nach gewählter Zusammenstellung separat zu bestellen. (Seite.214).*

*Подвесной светильник из прозрачного стекла пирекс с белой или черной / золотой вставкой.*

*Патрон E27 гарантирует возможность выбора нужного количества света для «Prêt-à-Porter».*

*Потолочные розы и аксессуары заказываются отдельно в зависимости от выбранной композиции. (стр.214).*

*Коллекция Prêt-à-Porter дополняется потолочной версией (стр.388).*

# Prêt-à-Porter



## 1516

**.01** Vetro pyrex trasparente con inserto bianco.  
Clear pyrex glass with white insert

**.02.21** Vetro pyrex trasparente con inserto nero - interno oro.  
Clear pyrex glass with black - in gold insert

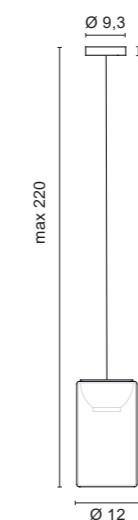
### Light sources

E27 LED

12W 2700K 1800lm (art. 0109/12/XW)

12W 4000K 1800lm (art. 0109/12/W)

1,00 Kg



**design U.T. - 2020**

Lampade a sospensione di facile installazione caratterizzate dallo spessore dell'alluminio e dall'assenza di viti. Disponibili in due lunghezze e in diverse finiture.

I rosconi ed accessori sono da ordinare separatamente in base alla tipologia della composizione scelta. (pg.214).

La collezione Egotube si completa con la versione a plafone (pg.328).

*Easy to install pendant lamps enhance design concept through the thickness of the aluminum and the screwless surface.*

*Available in two lengths and in different finishes.*

*The ceiling roses and accessories need to be ordered separately according to the type of composition chosen. (pg.214).*

*The Egotube collection is completed with the ceiling application (pg.328).*

*Suspensions faciles à installer caractérisées par l'épaisseur de l'aluminium et l'absence de vis.*

*Disponible en deux longueurs et en différentes finitions.*

*Les rosaces et accessoires sont à commander séparément selon le type de composition choisi. (page.214).*

*La collection Egotube est complétée par la version plafonnier (p.328).*

*Lámparas colgantes de fácil instalación caracterizadas por el grosor del aluminio y la ausencia de tornillos.*

*Disponible en dos longitudes y en diferentes acabados.*

*Los florones y los accesorios deben pedirse por separado según el tipo de composición elegida. (pág.214).*

*La colección Egotube se completa con la versión de techo (pág.328).*

*Einfach zu installierende Pendelleuchten, die sich durch die Dicke des Aluminiums und das Fehlen von Schrauben auszeichnen.*

*Erhältlich in zwei Längen und in verschiedenen Ausführungen.*

*Deckenrosetten und Zubehör sind je nach gewählter Zusammenstellung separat zu bestellen. (Seite.214).*

*Abgerundet wird die Egotube-Kollektion durch die Deckenversion (S.328).*

*Простые в установке подвесные светильники, отличающиеся толщиной алюминия и отсутствием шурупов.*

*Доступен в двух вариантах длины и с различной отделкой.*

*Потолочные розы и аксессуары заказываются отдельно в зависимости от выбранной композиции. (стр.214).*

*Коллекция Egotube дополняется потолочной версией (стр.328).*

# Egotube



Nero foglia rame  
Black copper leaf

Nero foglia oro  
Black gold leaf

**1660**

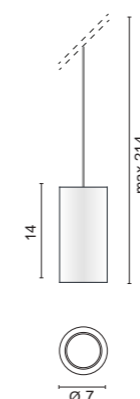
.01	Bianco - White
.02	Nero - Black
.35	Sabbia - Sand
.02.28	Nero foglia rame - Black copper leaf
.02.29	Nero foglia oro - Black gold leaf
.31.01	Cromato, interno bianco Chromed, in white

## Light sources

GU10 LED  
7W 2700K 580lm (art. 0094/XW)  
7W 3000K 600lm (art. 0094/WW)  
7W 4000K 630lm (art. 0094/W)

7W 2700K 510lm (art. 0104/XW)	Dim
7W 3000K 530lm (art. 0104/WW)	Dim
7W 4000K 550lm (art. 0104/W)	Dim

0,30 Kg

**1661**

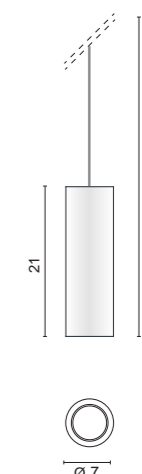
.01	Bianco - White
.02	Nero - Black
.35	Sabbia - Sand
.02.28	Nero foglia rame - Black copper leaf
.02.29	Nero foglia oro - Black gold leaf
.31.01	Cromato, interno bianco Chromed, in white

## Light sources

GU10 LED  
7W 2700K 580lm (art. 0094/XW)  
7W 3000K 600lm (art. 0094/WW)  
7W 4000K 630lm (art. 0094/W)

7W 2700K 510lm (art. 0104/XW)	Dim
7W 3000K 530lm (art. 0104/WW)	Dim
7W 4000K 550lm (art. 0104/W)	Dim

0,40 Kg



## Codici finiture - Finishes codes



.01 Bianco - White

.02 Nero - Black

.35 Sabbia - Sand

.02.28 Nero interno foglia rame  
Black in copper leaf

.02.29 Nero interno foglia oro  
Black in gold leaf

.31.02 Cromato interno bianco  
Chromed, in white

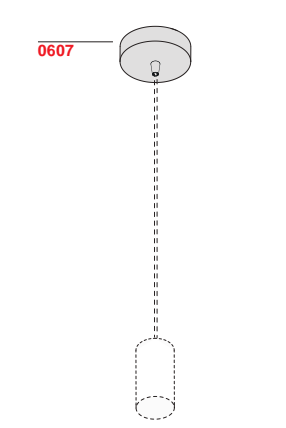
Accessori e rosoni per sistemi a sospensione 230V  
 Accessories and ceiling roses for LED suspension systems with 230V

Riferimento progetti - Projects reference:  
**BALOON - UNIDEA - MIR - PRÊT-À-PORTER - EGOTUBE**

**0607**  
 IN: 50/60Hz 220-240V  
 Ø 9,3cm  
 H 3cm

Rosone in policarbonato per sospensione senza cavo - 1 lampada  
 Polycarbonate ceiling rose for suspension without cable - 1 lamp

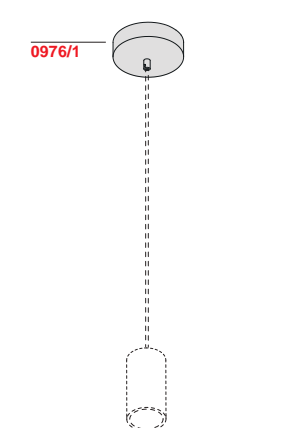
Colore  
 .01 Bianco - White  
 .02 Nero - Black  
 .35 Verniciato sabbia - Painted sand finishing



**0976/1**  
 IN: 50/60Hz 220-240V  
 Ø 10cm  
 H 3cm

Rosone in metallo per sospensione senza cavo - 1 lampada  
 Metall ceiling rose for suspension without cable - 1 lamp

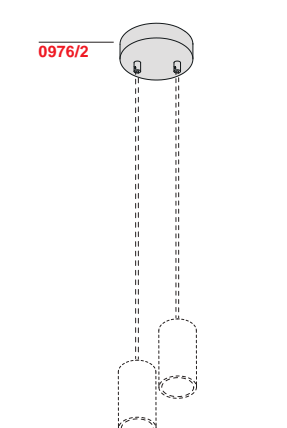
Colore  
 .01 Bianco - White  
 .02 Nero - Black  
 .71 Fumè



**0976/2**  
 IN: 50/60Hz 220-240V  
 Ø 10cm  
 H 3cm

Rosone in metallo per sospensione senza cavo - 2 lampade  
 Metall ceiling rose for suspension without cable - 2 lamps

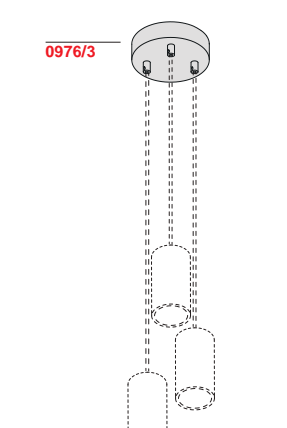
Colore  
 .01 Bianco - White  
 .02 Nero - Black  
 .71 Fumè



**0976/3**  
 IN: 50/60Hz 220-240V  
 Ø 10cm  
 H 3cm

Rosone in metallo per sospensione senza cavo - 3 lampade  
 Metall ceiling rose for suspension without cable - 3 lamps

Colore  
 .01 Bianco - White  
 .02 Nero - Black  
 .71 Fumè

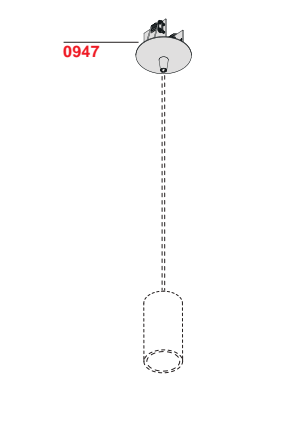


**0947**  
 IN: 50/60Hz 220-240V  
 Ø 9cm

Rosone per cartongesso - 1 lampada  
 Plasterboard ceiling rose - 1 lamps

Colore  
 .01 Bianco - White  
 .02 Nero - Black  
 .35 Verniciato sabbia - Painted sand finishing

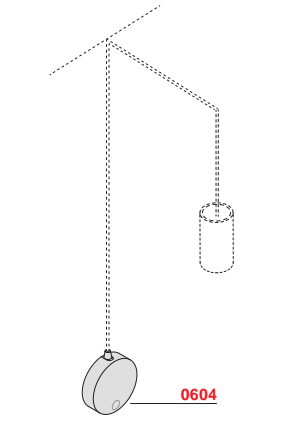
7,5 cm



**0604**  
 IN: 50/60Hz 220-240V  
 Ø 9,3cm  
 H 3cm

Rosone senza interruttore senza cavo - 1 lampada  
 Canopy without cable (no switch) - 1 lamp

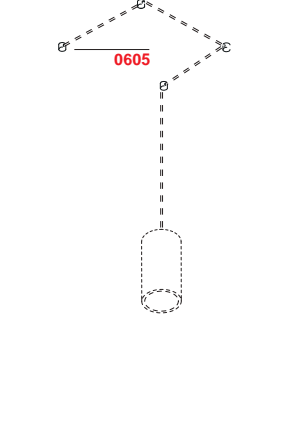
Colore  
 .01 Bianco - White  
 .02 Nero - Black



**0605**  
 Ø 1,7cm  
 H 2,2cm

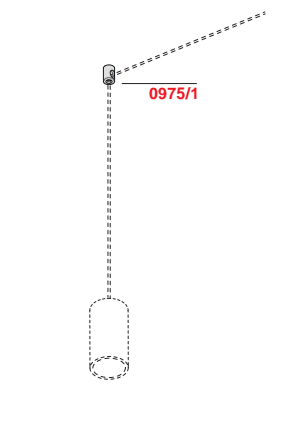
1 Deviatore e decentratore  
 1 Displacement element

Colore  
 .01 Bianco - White  
 .02 Nero - Black



**0975/1**  
 Ø 2cm  
 H 2,3cm

1 Decentratore per soffitto in ottone satinato  
 1 Satin brass displacement element for ceiling fixing

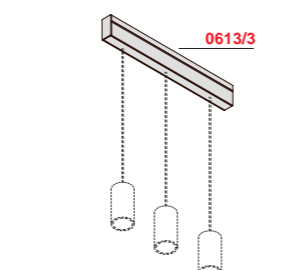


**0613/3**  
 IN: 50/60Hz 220-240V  
 L 90cm  
 H 6,8cm

Rosone per sospensione senza cavo - 3 lampade  
 Ceiling rose for suspension without cable - 3 lamps

Colore  
 .01 Bianco - White  
 .02 Nero - Black  
 .35 Verniciato sabbia - Painted sand finishing

1,10 Kg

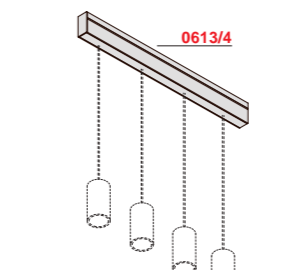


**0613/4**  
 IN: 50/60Hz 220-240V  
 L 120cm  
 H 6,8cm

Rosone per sospensione senza cavo - 3 lampade  
 Ceiling rose for suspension without cable - 3 lamps

Colore  
 .01 Bianco - White  
 .02 Nero - Black  
 .35 Verniciato sabbia - Painted sand finishing

1,30 Kg

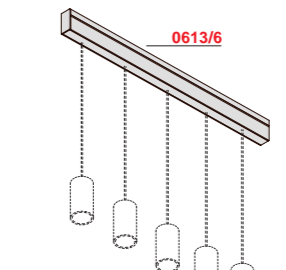


**0613/6**  
 IN: 50/60Hz 220-240V  
 L 180cm  
 H 6,8cm

Rosone per sospensione senza cavo - 3 lampade  
 Ceiling rose for suspension without cable - 3 lamps

Colore  
 .01 Bianco - White  
 .02 Nero - Black  
 .35 Verniciato sabbia - Painted sand finishing

1,50 Kg

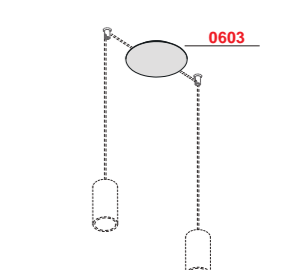


**0603**  
 IN: 50/60Hz 220-240V  
 Ø 20cm  
 H 3cm

Rosone per sospensione senza cavo - 1-4 lampade  
 Ceiling rose for suspension without cable - 1-4 lamps

Colore  
 .01 Bianco - White  
 .02 Nero - Black

0,50 Kg

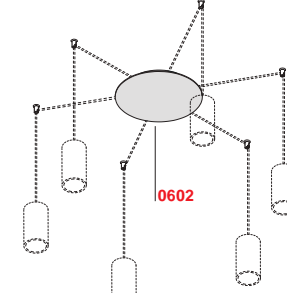


**0602**  
 IN: 50/60Hz 220-240V  
 Ø 38cm  
 H 4cm

Rosone per sospensione senza cavo - 1-12 lampade  
 Ceiling rose for suspension without cable - 1-12 lamps

Colore  
 .01 Bianco - White  
 .02 Nero - Black

1,70 Kg



**0978/2**  
 IN: 50/60Hz 220-240V  
 48x48cm  
 H 3cm

Rosone per sospensione senza cavo - 2 lampade  
 Ceiling rose for suspension without cable - 2 lamps

Colore  
 .01 Bianco - White  
 .02 Nero - Black

2,00 Kg



**0978/4**  
 IN: 50/60Hz 220-240V  
 48x48cm  
 H 3cm

Rosone per sospensione senza cavo - 4 lampade  
 Ceiling rose for suspension without cable - 4 lamps

Colore  
 .01 Bianco - White  
 .02 Nero - Black

3,80 Kg

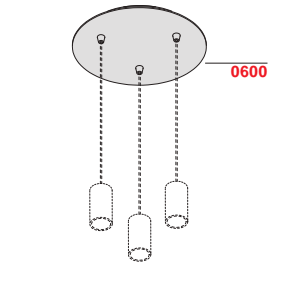


**0600**  
 IN: 50/60Hz 220-240V  
 Ø 35cm  
 H 3cm

Rosone per sospensione senza cavo - 3 lampade  
 Ceiling rose for suspension without cable - 3 lamps

Colore  
 .01 Bianco - White  
 .02 Nero - Black

0,50 Kg



**0601**  
 IN: 50/60Hz 220-240V  
 Ø 45cm  
 H 3cm

Rosone per sospensione senza cavo - 5 lampade  
 Ceiling rose for suspension without cable - 5 lamps

Colore  
 .01 Bianco - White  
 .02 Nero - Black

1,70 Kg



**design ABS Studio - 2007**

Storica collezione di lampade a sospensione a luce diffusa in vetro soffiato bianco.

Il disegno delle lampade è tutto caratterizzato dal volume del diffusore, un cono che a lampada accesa esalta la bellezza del vetro soffiato e della sua capacità di diffondere la Luce nell'ambiente.

Il portalampada E27 consente, nelle versioni con questo, la possibilità di scegliere per Liola la quantità di luce desiderata.

La collezione Liola si completa con la versione a parete (pg.402).

*Historic collection of suspension lamps with diffused light in white blown glass.*

*The design of the lamps highlights the volume of the diffuser, a cone shape that, lit, enhances the beauty of the blown glass and its capability to diffuse the light into the environment.*

*The E27 lamp holder version allows the possibility to adjust performance of light according to any need.*

*The Liola collection is completed with the wall application (pg.402).*

*Collection historique de lampes à suspension à lumière diffuse en verre soufflé blanc.*

*Le design des lampes est tout caractérisé par le volume du diffuseur, un cône qui, lorsque la lampe est allumée, met en valeur la beauté du verre soufflé et sa capacité à diffuser la lumière dans l'environnement.*

*La douille E27 permet, dans les versions avec cela, la possibilité de choisir la quantité de lumière souhaitée pour Liola. La collection Liola est complétée par la version murale (p.402).*

*Colección histórica de lámparas de suspensión de luz difusa en vidrio soplado blanco.*

*El diseño de las lámparas se caracteriza por el volumen del difusor, un cono que, cuando la lámpara está encendida, realza la belleza del vidrio soplado y su capacidad para difundir la luz en el ambiente.*

*El portalámparas E27 permite, en las versiones con este, la posibilidad de elegir la cantidad de luz deseada para Liola.*

*La colección Liola se completa con la versión de pared (pág.402).*

*Historische Kollektion von Pendelleuchten mit diffusem Licht aus weißem mundgeblasenem Glas.*

*Das Design der Lampen wird durch das Volumen des Diffusors charakterisiert, ein Kegel, der, wenn die Lampe eingeschaltet ist, die Schönheit des mundgeblasenen Glases und seine Fähigkeit, das Licht in der Umgebung zu verteilen, hervorhebt.*

*Die E27-Lampenfassung ermöglicht in den Versionen damit die Möglichkeit, die gewünschte Lichtmenge für Liola zu wählen.*

*Die Kollektion Liola wird durch die Wandversion (S.402) vervollständigt.*

*Историческая коллекция подвесных светильников с рассеянным светом из белого выдувного стекла.*

*Конструкция ламп отличается объемом диффузора, конусом, который при включении лампы подчеркивает красоту выдувного стекла и его способность рассеивать свет в окружающей среде. Патрон E27 позволяет в версиях с этим выбрать желаемое количество света для Liola.*

*Коллекция Liola дополняется настенной версией (стр.402).*

# Liola

**1104**

**.57** Vetro bianco - White glass

*Light sources*

G9 LED

3,5W (art. 0092/16)

0,70 Kg

**1106**

**.57** Vetro bianco - White glass

*Light sources*

E27 LED

12W 2700K 1800lm (art. 0109/12/XW)

12W 4000K 1800lm (art. 0109/12/W)

15W 2700K 2200lm (art. 0109/15/XW)

15W 4000K 2200lm (art. 0109/15/W)

2,50 Kg

**1107**

**.57** Vetro bianco - White glass

*Light sources*

E27 LED

12W 2700K 1800lm (art. 0109/12/XW)

12W 4000K 1800lm (art. 0109/12/W)

15W 2700K 2200lm (art. 0109/15/XW)

15W 4000K 2200lm (art. 0109/15/W)

1,20 Kg

**1108**

**.57** Vetro bianco - White glass

*Light sources*

E27 LED

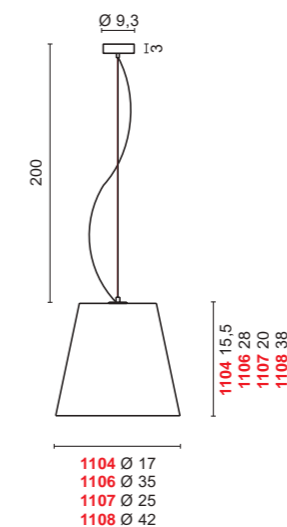
12W 2700K 1800lm (art. 0109/12/XW)

12W 4000K 1800lm (art. 0109/12/W)

15W 2700K 2200lm (art. 0109/15/XW)

15W 4000K 2200lm (art. 0109/15/W)

4,20 Kg



Optional

**0532**  
Ø 1 cm  
H 3,5 cm

Elemento per decentramento  
Displacement component

**.31** Cromato lucido - Chromed



**design Studio Microsolco - 2013**

Lampade a sospensione realizzate con un filo di metacrilato extra chiaro colato su uno stampo. (tecnologia Flight-flow).

La particolarità della lavorazione e della qualità del metacrilato rendono Matassa estremamente luminosa (nascondendo la sorgente luminosa) creando una suggestiva illuminazione d'effetto.

La collezione Matassa si completa con le versioni a parete/soffitto (pg.384) e d'appoggio (pg.254).

*Suspension lamps made with an extra clear methacrylate thread cast on a mold. (Flight-flow technology).*

*The particularity of the processing and the quality of the methacrylate make the Matassa extremely bright (hiding the light source) creating a sparkly lighting effect.*

*The Matassa collection is completed with the wall (pg.384), ceiling (pg.384) and countertop (pg.254) applications.*

*Lampes à suspension réalisées avec un fil de méthacrylate extra clair coulé sur un moule. (Technologie de flux de vol).*

*La particularité du traitement et la qualité du méthacrylate rendent le Matassa extrêmement lumineux (cachant la source lumineuse) créant un éclairage à effet suggestif.*

*La collection Matassa est complétée par les versions mur (p.384), plafond (p.384) et plan de travail (p.254).*

*Lámparas de suspensión fabricadas con hilo de metacrilato extra claro moldeado. (Tecnología de flujo de vuelo).*

*La particularidad del procesamiento y la calidad del metacrilato hacen que Matassa sea extremadamente brillante (ocultando la fuente de luz) creando un sugerente efecto de iluminación.*

*La colección Matassa se completa con las versiones pared (pág.384), techo (pág.384) y encimera (pág.254).*

*Pendelleuchten mit einem extra klaren Methacrylatfaden, der auf eine Form gegossen wurde. (Flight-Flow-Technologie).*

*Die Besonderheit der Verarbeitung und die Qualität des Methacrylats machen Matassa extrem hell (verbirgt die Lichtquelle) und erzeugt eine suggestive Effektbeleuchtung.*

*Die Matassa-Kollektion wird durch die Versionen Wand (S.384), Decke (S.384) und Arbeitsplatte (S.254) vervollständigt.*

*Подвесные лампы изготовлены из особо прозрачной метакрилатной нити, отлитой по форме. (Летно-поточная техника).*

*Особенность изготовления и качество метакрилата делают Matassa чрезвычайно ярким (скрывая источник света), создавая эффект освещения.*

*Коллекция Matassa дополняется версиями для стен (стр.384), потолка (стр.384) и столешницы (стр.254).*

# Matassa

**1517**

.00 Trasparente - Transparent

Light sources

G9 LED

3,5W (art. 0092/16)



2,20 Kg

**1518**

.00 Trasparente - Transparent

Light sources

E27 LED

12W 2700K 1800lm (art. 0109/12XW)

12W 4000K 1800lm (art. 0109/12W)

15W 2700K 2200lm (art. 0109/15XW)

15W 4000K 2200lm (art. 0109/15W)



4,30 Kg

**1519**

.00 Trasparente - Transparent

Light sources

E27 LED

12W 2700K 1800lm (art. 0109/12XW)

12W 4000K 1800lm (art. 0109/12W)

15W 2700K 2200lm (art. 0109/15XW)

15W 4000K 2200lm (art. 0109/15W)

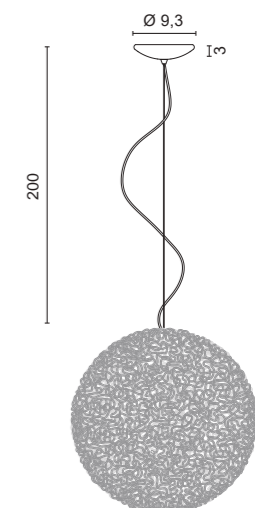


7,70 Kg

Optional \_\_\_\_\_

**0532**Ø 1 cm  
H 3,5cmElemento per decentramento  
Displacement component

.31 Cromato lucido - Chromed



1517 Ø 23  
1518 Ø 34  
1519 Ø 46

**design ABS Studio - 2006**

Piccola Lampada a sospensione a Luce diffusa in vetro extrachiaro verniciato bianco. Il disegno della lampada è tutto caratterizzato dal volume del diffusore.  
La collezione Alea si completa con la versione a plafone e a parete (pg.364).

*Small suspension lamp with diffused light in extra-clear white painted glass. The design of the lamp is focused on the volume of the diffuser mainly. The Alea collection is completed with the ceiling application and wall (pg.364) applications.*

*Petite lampe à suspension à lumière diffuse en verre verni blanc extra-clair. Le design de la lampe est tout caractérisé par le volume du diffuseur. La collection Alea est complétée par la version plafonnier et murale (p.364).*


*Lámpara de suspensión pequeña con luz difusa en vidrio pintado blanco extraclaro. El diseño de la lámpara se caracteriza por el volumen del difusor. La colección Alea se completa con la versión de techo Y pared (pág.364).*

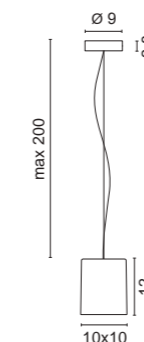
*Kleine Pendelleuchte mit diffusem Licht aus extra klarem weiß lackiertem Glas. Das Design der Leuchte wird durch das Volumen des Diffusors geprägt. Abgerundet wird die Alea-Kollektion durch die Deckenversion und Wand (S.364) vervollständigt.*

*Небольшой подвесной светильник из сверхпрозрачного стекла, окрашенного в белый цвет, с рассеянным светом. Дизайн светильника отличается объемом рассеивателя. Коллекция Alea дополняется потолочной версией и пристенным (стр.364) вариантами.*

## Alea



<b>1147</b>	
<b>.57</b>	Vetro bianco - White glass
<i>Light sources</i>	
G9 LED	
3,5W G9 LED 3000K 350lm (art. 0092/16)	
	1,10 Kg



Optional

**0532**  
Ø 1 cm  
H 3,5 cm

Elemento per decentramento  
Displacement component

**.31** Cromato lucido - Chromed





**design ABS Studio - 2006**

Piccola Lampada a sospensione a Luce diffusa in vetro extrachiaro verniciato bianco.  
Il disegno della lampada è tutto caratterizzato dal volume del diffusore.  
La collezione Fokus si completa con la versione a plafone (pg. 412).

*Small suspension lamp with diffused light in extra-clear white painted glass.  
The design of the lamp is focused on the volume of the diffuser mainly.  
The Fokus collection is completed with the ceiling application (pg.412).*

*Petite lampe à suspension à lumière diffuse en verre verni blanc extra-clair.  
Le design de la lampe est tout caractérisé par le volume du diffuseur.  
La collection Fokus est complétée par la version plafonnier (p.412).*

*Lámpara de suspensión pequeña con luz difusa en vidrio pintado blanco extraclaro.  
El diseño de la lámpara se caracteriza por el volumen del difusor.  
La colección Fokus se completa con la versión de techo (pág.412).*

*Kleine Pendelleuchte mit diffusem Licht aus extra klarem weiß lackiertem Glas.  
Das Design der Leuchte wird durch das Volumen des Diffusors geprägt.  
Abgerundet wird die Fokus-Kollektion durch die Deckenversion (S.412).*

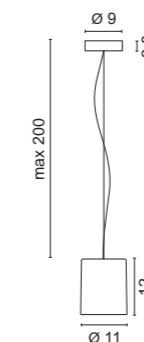
*Небольшой подвесной светильник из сверхпрозрачного стекла, окрашенного в белый цвет, с рассеянным светом.  
Дизайн светильника отличается объемом рассеивателя.  
Коллекция Fokus дополняется потолочной версией (стр.412).*



# Fokus



<b>1148</b>	
<b>.57</b>	Vetro bianco - White glass
<i>Light sources</i>	
G9 LED	
3,5W G9 LED 3000K 350lm (art. 0092/16)	
<b>F</b>	1,00 Kg



Optional

**0532**  
Ø 1 cm  
H 3,5 cm

Elemento per decentramento  
Displacement component

**.31** Cromato lucido - Chromed



design P. Pepere - 2019

Lampade da Tavolo e da Terra (dimmerabili) realizzate con un profilo di alluminio calandrato con diffusore in policarbonato opalino. Disponibile in diverse misure e svariate finiture. La particolarità del flusso luminoso rivolto verso l'interno della circonferenza garantisce un confort visivo particolarmente elevato e contribuisce ad esaltare la leggerezza della struttura.

La collezione Lancia Tonda si completa con le versioni a parete (pg. 267), a soffitto (pg. 269) e a sospensione (pg. 82).

*Table and floor lamps (dimmmable) made with a calendared aluminium profile with opal polycarbonate diffuser.*

*Available in different sizes and various finishes. Luminous flux directed towards the inside of the circumference increases visual comfort and helps to enhance the lightness of the structure.*

*The Lancia Tonda collection is completed with the wall (pg. 267), Ceiling (pg. 269) and suspension (pg. 82) applications.*

*Lampes de table et de sol (dimmmables) réalisées avec un profil en aluminium calandré avec diffuseur en polycarbonate opale.*

*Disponibile en différentes tailles et différentes finitions.*

*La particularité du flux lumineux dirigé vers l'intérieur de la circonférence garantit un confort visuel particulièrement élevé et contribue à renforcer la légèreté de la structure.*

*La collection Lancia Tonda est complétée par les versions mur (p. 267), plafond (p. 269) et suspension (p. 82).*

*Lámparas de mesa y pie (regulables) realizadas con perfil de aluminio calandrado con difusor de policarbonato opal.*

*Disponibile en diferentes tamaños y varios acabados.*

*La particularidad del flujo luminoso dirigido hacia el interior de la circunferencia garantiza un confort visual particularmente alto y ayuda a realzar la ligereza de la estructura.*

*La colección Lancia Tonda se completa con las versiones de pared (pág. 267), Techo (pág. 269) Y suspensión (pág. 82).*

*Tisch- und Stehleuchten (dimmmbar) aus kalandriertem Aluminiumprofil mit opalem Polycarbonat-Diffusor.*

*Erhältlich in verschiedenen Größen und verschiedenen Ausführungen.*

*Die Besonderheit des nach innen gerichteten Lichtstroms garantiert einen besonders hohen Sehkomfort und trägt zur Leichtigkeit der Konstruktion bei.*

*Die Kollektion Lancia Tonda wird durch die Wand- (S. 267), Decken- (S. 269) und Pendelversionen (S. 82) vervollständigt.*

*Настольная и напольная лампы (диммируемые) выполненные из алюминиевого профиля с диффузором из матового поликарбоната.*

*Есть разные размеры и варианты отделки.*

*Особенность в том, что световой поток направлен внутрь обруча, что гарантирует очень приятный визуальный комфорт и подчеркивает легкость всей структуры.*

*В коллекции Lancia Tonda есть также настенные (стр. 267), потолочные (стр. 269) и подвесные (стр. 82) модели.*

# Lancia Tonda



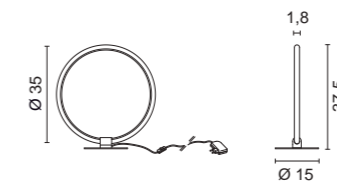


**2513**

- .01** Bianco - *White*
- .02** Nero - *Black*
- .25** Dorato satinato - *Golded satin*
- .31** Cromato - *Chromed*

Completa di PUSH DIMM su cavo  
With PUSH DIMM on cable

Color temperature	Light sources	lm
<b>/W</b> 4000K	LED 9,6W CRI>90	1080lm
<b>/WW</b> 3000K	LED 9,6W CRI>90	1020lm
<b>/XW</b> 2700K	LED 9,6W CRI>90	960lm



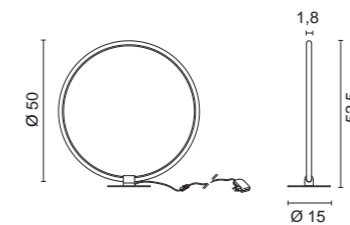
      0,70 Kg

**2514**

- .01** Bianco - *White*
- .02** Nero - *Black*
- .25** Dorato satinato - *Golded satin*
- .31** Cromato - *Chromed*

Completa di PUSH DIMM su cavo  
With PUSH DIMM on cable

Color temperature	Light sources	lm
<b>/W</b> 4000K	LED 14W CRI>90	1620lm
<b>/WW</b> 3000K	LED 14W CRI>90	1530lm
<b>/XW</b> 2700K	LED 14W CRI>90	1440lm



      1,00 Kg

Codici finiture - *Finishes codes*



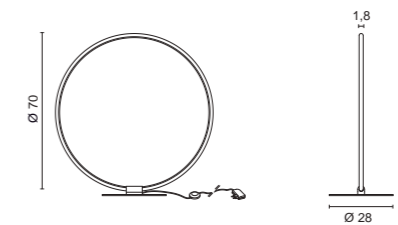
- .01** Bianco - *White*
- .02** Nero - *Black*
- .25** Dorato satinato  
*Golded satin*
- .31** Cromo - *Chromed*



**3513**

- .01** Bianco - White
- .02** Nero - Black
- .25** Dorato satinato - Golded satin
- .31** Cromato - Chromed

Completa di PUSH DIMM su cavo  
With PUSH DIMM on cable



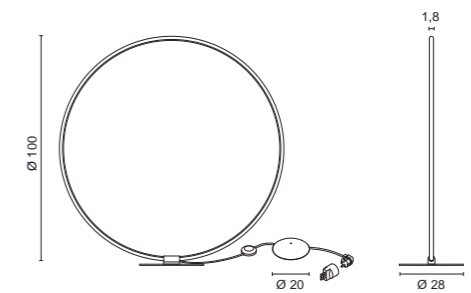
Color temperature	Light sources	lm
<b>/W</b> 4000K	LED 20W CRI>90	2268lm
<b>/WW</b> 3000K	LED 20W CRI>90	2142lm
<b>/XW</b> 2700K	LED 20W CRI>90	2016lm

2,00 Kg

**3514**

- .01** Bianco - White
- .02** Nero - Black

Completa di PUSH DIMM su cavo  
With PUSH DIMM on cable



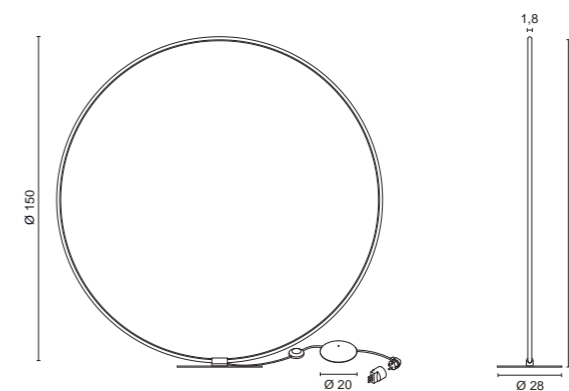
Color temperature	Light sources	lm
<b>/W</b> 4000K	LED 29W CRI>90	3240m
<b>/WW</b> 3000K	LED 29W CRI>90	3060lm
<b>/XW</b> 2700K	LED 29W CRI>90	2880lm

3,90 Kg

**3515**

- .01** Bianco - White
- .02** Nero - Black

Completa di PUSH DIMM su cavo  
With PUSH DIMM on cable



Color temperature	Light sources	lm
<b>/W</b> 4000K	LED 43W CRI>90	4860lm
<b>/WW</b> 3000K	LED 43W CRI>90	4590lm
<b>/XW</b> 2700K	LED 43W CRI>90	4224lm

4,50 Kg

Lampade da Tavolo e Terra realizzate in alluminio verniciato con diffusore in policarbonato opalino.

Lancia, oltre ad illuminare, riesce a creare gradevoli effetti luminosi grazie alla rotazione dell'elemento luminoso ed alla possibilità di dimmerazione.

La collezione Lancia si completa con le versioni a parete e a soffitto (pg.300) e a sospensione (pg.98).

*Table and floor lamps made of painted aluminum with opal polycarbonate diffuser.*

*Besides to illuminate, Lancia manages to create pleasant lighting effects thanks to the rotation on the axis of the light element and the possibility of dimming.*

*The Lancia collection is completed with the wall (pg.300), ceiling (pg.300) and suspended (pg.98) applications.*

*Lampes de table et lampadaires en aluminium peint avec diffuseur en polycarbonate opale.*

*En plus de l'éclairage, Lancia parvient à créer des effets lumineux agréables grâce à la rotation de l'élément lumineux et à la possibilité de gradation.*

*La collection Lancia est complétée par les versions murale (p.300), plafonnier (p.300) et suspendue (p.98).*

*Lámparas de mesa y pie fabricadas en aluminio pintado con difusor de policarbonato opal.*

*Además de la iluminación, Lancia consigue crear efectos luminosos agradables gracias a la rotación del elemento luminoso y la posibilidad de atenuación.*

*La colección Lancia se completa con las versiones de pared (pág.300), techo (pág.300) y suspensión (pág.98).*

*Tisch- und Stehleuchten aus lackiertem Aluminium mit opalem Polycarbonat-Diffusor. Neben der Beleuchtung schafft Lancia dank der Drehung des Lichtelements und der Möglichkeit zum Dimmen angenehme Lichteffekte.*

*Die Lancia-Kollektion wird durch die Versionen Wand (S.300), Decke (S.300) und Pendel (S.98) vervollständigt.*

*Настольная и напольная лампы, выполненные из окрашенного алюминия с диффузором из матового поликарбоната.*

*Lancia не только освещает, но и создает приятные глазу эффекты, благодаря возможности поворачивать и диммировать светильник.*

*В коллекции Lancia есть также настенные (стр.300), потолочные (стр.300) и подвесные (стр.98) модели.*


# Lancia

design P. Pepere - 2015

# Bi Lancia

design P. Pepere - 2020






**3522**

- .01 Bianco - White
- .02 Nero - Black

Completa di DIMMER su cavo nero  
With DIMMER on black cable

Color temperature	Light sources	lm
<b>/W</b> 4000K	LED 31,5W CRI>90	3955lm
<b>/WW</b> 3000K	LED 31,5W CRI>90	3535lm
<b>/XW</b> 2700K	LED 31,5W CRI>90	3308lm

2,50 Kg



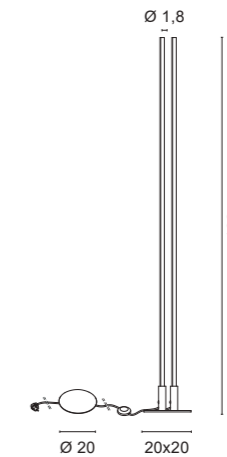
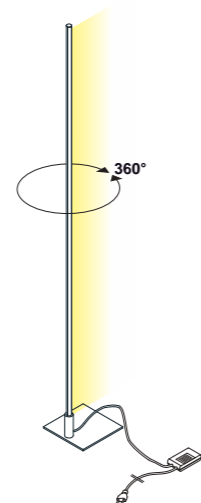
**3523**

- .01 Bianco - White
- .02 Nero - Black

Completa di DIMMER su cavo nero  
With DIMMER on black cable

Color temperature	Light sources	lm
<b>/W</b> 4000K	LED 36W CRI>90	4520lm
<b>/WW</b> 3000K	LED 36W CRI>90	4040lm
<b>/XW</b> 2700K	LED 36W CRI>90	3780lm

2,50 Kg



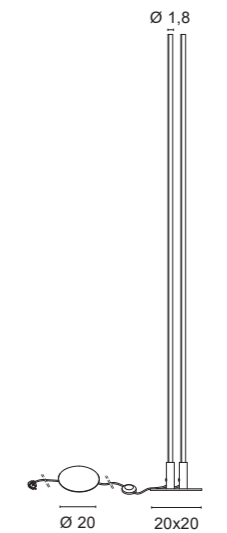
**3524**

- .01 Bianco - White
- .02 Nero - Black

Completa di DIMMER su cavo nero  
With DIMMER on black cable

Color temperature	Light sources	lm
<b>/W</b> 4000K	LED 52,5W CRI>90	6400lm
<b>/WW</b> 3000K	LED 52,5W CRI>90	5770lm
<b>/XW</b> 2700K	LED 52,5W CRI>90	5460lm

4,00 Kg



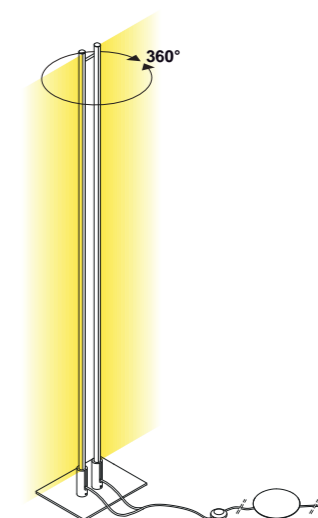
**3525**

- .01 Bianco - White
- .02 Nero - Black

Completa di DIMMER su cavo nero  
With DIMMER on black cable

Color temperature	Light sources	lm
<b>/W</b> 4000K	LED 60W CRI>90	7360lm
<b>/WW</b> 3000K	LED 60W CRI>90	6600lm
<b>/XW</b> 2700K	LED 60W CRI>90	6240lm

4,00 Kg





La lampada è fornita con dimmer touch integrato nel profilo.  
The lamp is supplied with a touch dimmer integrated in the profile.



**2506**

- .01** Bianco - White
- .02** Nero - Black

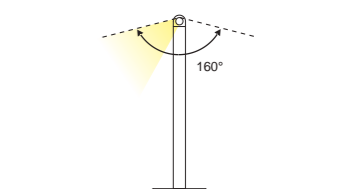
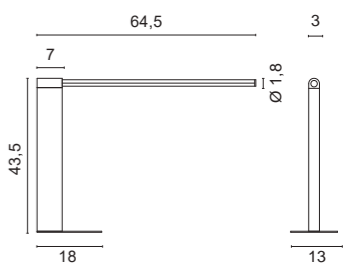
Completa di PUSH DIMMER  
With PUSH DIMMER

	Color temperature	Light sources	lm
<b>/W</b>	4000K	LED 9W CRI>90	1190lm
<b>/WW</b>	3000K	LED 9W CRI>90	1010lm
<b>/XW</b>	2700K	LED 9W CRI>90	945lm






2.20 Kg



Lampada da Terra a luce indiretta realizzata in alluminio verniciato con diffusore in metacrilato satinato.

Le forme minimali, risultato di un'estrema ricerca geometrica, ben si adattano a qualsiasi ambiente, sia pubblico che privato. Disponibile anche versione dimmerabile.

*Floor lamp with indirect light made of painted aluminum with satin methacrylate diffuser.*

*The minimal shapes, the result of extreme geometric research, are well suited to any environment, both public and private.*

*Dimmable version also available.*

*Lampadaire à lumière indirecte en aluminium peint avec diffuseur en méthacrylate satiné.*

*Les formes minimales, résultat d'une recherche géométrique extrême, s'adaptent bien à tout environnement, tant public que privé.*

*Version à intensité variable également disponible.*

*Lámpara de pie de luz indirecta fabricada en aluminio pintado con difusor de metacrilato satinado.*

*Las formas mínimas, resultado de una investigación geométrica extrema, se adaptan bien a cualquier entorno, tanto público como privado.*

*También disponible en versión regulable.*

*Stehleuchte mit indirektem Licht aus lackiertem Aluminium mit Diffusor aus satiniertem Methacrylat.*

*Die minimalen Formen, das Ergebnis extremer geometrischer Forschung, passen gut zu jeder öffentlichen und privaten Umgebung.*

*Auch dimmbare Version erhältlich.*

*Торшер с отраженным светом из крашеного алюминия с рассеивателем из сатинированного метакрилата.*


*Минимальные формы, результат экстремальных геометрических исследований, хорошо подходят для любой среды, как общественной, так и частной.*

*Также доступна версия с регулируемой яркостью.*

# Silhouette







**3520**

- .01** Bianco - White
- .02** Nero - Black

Accensione ON-OFF  
ON-OFF switch

	Color temperature	Light sources	lm
<b>/W</b>	4000K	LED 25,3W	4080lm
<b>/WW</b>	3000K	LED 25,3W	3880lm
<b>/XW</b>	2700K	LED 25,3W	3720lm

   8,50 Kg


**3521 DIM**

- .01** Bianco - White
- .02** Nero - Black

Completa di PUSH DIMMER su cavo  
With PUSH DIMMER on cable

	Color temperature	Light sources	lm
<b>/W</b>	4000K	LED 25,3W	4080lm
<b>/WW</b>	3000K	LED 25,3W	3880lm
<b>/XW</b>	2700K	LED 25,3W	3720lm

    8,50 Kg



**.01** Bianco - White

**.02** Nero - Black

Lampada da Terra a luce indiretta realizzata in alluminio verniciato con diffusore in metacrilato satinato.

Le forme minimali, risultato di un'estrema ricerca geometrica, ben si adattano a qualsiasi ambiente, sia pubblico che privato. Disponibile anche la versione dimmerabile.

La collezione Bureau si completa con le versioni a parete (pg.346) e a sospensione (pg.164).

*Floor lamp with indirect light made of painted aluminum with satin methacrylate diffuser.*

*The minimal design, achieved with an extreme geometric research, perfectly matches any type of environment, either public or private.*

*Dimmable version also available.*

*The Bureau collection is completed with the wall (pg.346) and suspension (pg.164) applications.*

*Lampadaire à lumière indirecte en aluminium peint avec diffuseur en méthacrylate satiné.*

*Les formes minimales, résultat d'une recherche géométrique extrême, s'adaptent bien à tout environnement, tant public que privé.*

*Version à intensité variable également disponible.*

*La collection Bureau est complétée par les versions murales (p.346) et suspension (p.164).*

*Lámpara de pie de luz indirecta fabricada en aluminio pintado con difusor de metacrilato satinado.*

*Las formas mínimas, resultado de una investigación geométrica extrema, se adaptan bien a cualquier entorno, tanto público como privado.*

*También disponible en versión regulable.*

*La colección Bureau se completa con las versiones de pared (pág.346) Y suspensión (pág.164).*

*Stehleuchte mit indirektem Licht aus lackiertem Aluminium mit Diffusor aus satiniertem Methacrylat.*

*Die minimalen Formen, das Ergebnis extremer geometrischer Forschung, passen gut zu jeder öffentlichen und privaten Umgebung.*

*Dimmbare Version ebenfalls erhältlich.*

*Die Bureau-Kollektion wird mit den Versionen Wand (S.346) und Aufhängung (S.164) vervollständigt.*

*Торшер непрямого света, выполненный из окрашенного алюминия с диффузором из матового поликарбоната.*

*Минималистские формы совершенной геометрии дают ему возможность прекрасно входить в любую обстановку, как в частном интерьере, так и в общественном.*

*Есть диммируемые варианты.*

*В коллекции Bureau есть также настенные (стр.346) и подвесные (стр.164) модели.*

# Bureau





.01 Bianco - White



.02 Nero - Black



.05 Rosso - Red

**3508**

- .01 Bianco - White
- .02 Nero - Black
- .05 Rosso - Red

Accensione ON-OFF  
ON-OFF switch

Color temperature	Light sources	lm
<b>/W</b> 4000K	LED 25,3W	4080lm
<b>/WW</b> 3000K	LED 25,3W	3880lm
<b>/XW</b> 2700K	LED 25,3W	3720lm

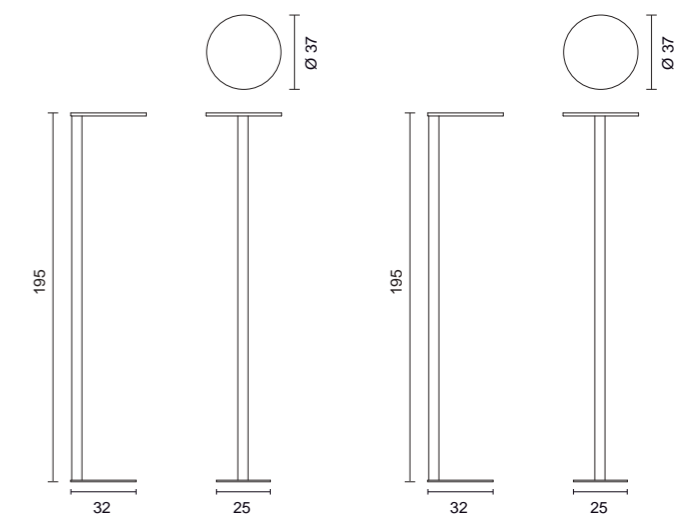


**3509 DIM**

- .01 Bianco - White
- .02 Nero - Black
- .05 Rosso - Red

Completa di PUSH DIMMER su cavo  
With PUSH DIMMER on cable

Color temperature	Light sources	lm
<b>/W</b> 4000K	LED 25,3W	4080lm
<b>/WW</b> 3000K	LED 25,3W	3880lm
<b>/XW</b> 2700K	LED 25,3W	3720lm



Lampada da Terra a Luce indiretta dalla forma elegante ed essenziale realizzata in alluminio verniciato.

Il porta lampada E27 garantisce la possibilità di scegliere per Baloon la quantità di luce desiderata.

La collezione Baloon si completa con le versioni a parete (pg.344) e a sospensione (pg.198).

*Floor lamp with indirect light with an elegant and minimal design made of painted aluminium.*

*The E27 lamp holder allows the option to adjust the light performance according to any need.*

*The Baloon collection is completed with the wall (pg.344) and suspension (pg.198) applications.*

*Lampadaire à lumière indirecte avec une forme élégante et essentielle en aluminium peint.*

*La douille E27 garantit la possibilité de choisir la quantité de lumière souhaitée pour Baloon.*

*La collection Baloon est complétée par les versions murales (p.344) et suspendues (p.198).*

*Lámpara de pie de luz indirecta de forma elegante y esencial fabricada en aluminio pintado.*

*El portalámparas E27 garantiza la posibilidad de elegir la cantidad de luz deseada para Baloon.*

*La colección Baloon se completa con las versiones de pared (pág.344) Y suspensión (pág.198).*

*Stehlampe mit indirektem Licht mit einer eleganten und essentiellen Form aus lackiertem Aluminium.*

*Die E27-Lampenfassung garantiert die Möglichkeit, die gewünschte Lichtmenge für Baloon zu wählen.*

*Die Baloon-Kollektion wird durch die Versionen Wand (S.344) und Aufhängung (S.198) vervollständigt.*

*Торшер отраженного света элегантной формы, сделанный из окрашенного алюминия. Цоколь E27 дает возможность широкого выбора источников света и желаемого его качества.*

*В коллекции Baloon есть также настенные (стр.344) и подвесные (стр.198) модели.*

# Baloon



## 3517

**.01** Bianco - White

**.02** Nero - Black

Accensione ON-OFF  
ON-OFF switch

Light sources

E27 LED

12W 2700K 1800lm (art. 0109/12XW)


12W 4000K 1800lm (art. 0109/12W)

15W 2700K 2200lm (art. 0109/15XW)

15W 4000K 2200lm (art. 0109/15W)



4,20 Kg



Codici finiture - Finishes codes



**.01** Bianco - White



**.02** Nero - Black

# Newton

Lampada da Terra in alluminio verniciato caratterizzata da quattro proiettori di piccola dimensione.

La possibilità di scelta della temperatura di colore e delle ottiche rendono Newton un'ottima soluzione per innumerevoli richieste sia in ambito pubblico che residenziale.

La collezione Newton si completa con le versioni a parete (pg.316) e a sospensione (pg.130).

*Floor lamp in painted aluminum characterized by four small projectors.*

*Variety of options offered by color temperature and optics, make Newton an excellent solution for countless requests in either public or residential settings.*

*The Newton collection is completed with the wall (pg.316) and suspension (pg.130) applications.*

*Lampadaire en aluminium peint caractérisé par quatre petits projecteurs. Le choix de la température de couleur et de l'optique font de Newton une excellente solution pour d'innombrables demandes dans les environnements publics et résidentiels.*

*La collection Newton est complétée par les versions applique (p.316) et suspension (p.130).*

*Lámpara de pie en aluminio pintado caracterizada por cuatro pequeños proyectores.*

*La elección de la temperatura de color y la óptica hacen de Newton una excelente solución para innumerables solicitudes tanto en entornos públicos como residenciales.*

*La colección Newton se completa con las versiones de pared (pág.316) y suspensión (pág.130).*

*Stehlampe aus lackiertem Aluminium, gekennzeichnet durch vier kleine Projektoren. Die Wahl der Farbtemperatur und Optik machen Newton zu einer hervorragenden Lösung für unzählige Anforderungen im öffentlichen und privaten Bereich.*

*Abgerundet wird die Newton-Kollektion durch die Ausführungen Wand (S.316) und Pendel (S.130).*

*Торшер из окрашенного алюминия с четырьмя небольшими прожекторами.*

*Возможность выбора температуры света и разных оптик делает Newton отличным выбором для самых разных решений освещения частных и общественных пространств.*

*В коллекции Newton есть также настенные (стр.316) и подвесные (стр.130) модели.*



## 3510

.01 Bianco - White

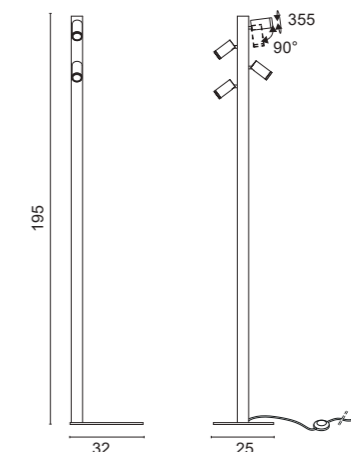
.02 Nero - Black

Accensione ON-OFF  
ON-OFF switch

	Color temperature	Optics	Light sources	lm
/W	4000K	/24 /38 /58	LED 35,6W	6212lm
/W	4000K	/ST Satinato - Satin	LED 35,6W	6212lm
/WW	3000K	/24 /38 /58	LED 35,6W	5212lm
/WW	3000K	/ST Satinato - Satin	LED 35,6W	5212lm
/XW	2700K	/24 /38 /58	LED 35,6W	4976lm
/XW	2700K	/ST Satinato - Satin	LED 35,6W	4976lm



9,50 Kg



### Codici finiture - Finishes codes



.01 Bianco - White



.02 Nero - Black

### Ottiche Disponibili - Available Optics



/24

Ottica fascio stretto per luce d'accento  
Narrow beam optic for accent lighting



/38

Ottica fascio medio  
Medium beam optic



/58

Ottica fascio largo  
Wide beam optic



/ST

Ottica fascio diffuso per illuminazione generale  
Diffused light optic for general lighting

# Alba



design ABS Studio - 2016

Lampade da Tavolo e Terra caratterizzate da paralumi bianchi in tessuto tecnico (ignifugo) e da strutture in metallo verniciato bianco con particolari in cromo.

La collezione Alba a si completa con le versioni a parete (pg.382).

Table and Floor Lamps characterized by white lampshades in technical fabric (fireproof) and by structures in white painted metal with chrome details.

The Alba a collection is completed with the wall applications (pg.382).

Lampes de Table et Lampadaires caractérisées par des abat-jours blancs en tissu technique (ignifuge) et par des structures en métal peint en blanc avec des détails chromés.

La collection Alba a est complétée par les versions murales (p.382).

Lámparas de sobremesa y de pie caracterizadas por tulipas blancas en tejido técnico (ignifugo) y por estructuras en metal pintado blanco con detalles cromados.

La colección Alba a se completa con las versiones de pared (pág.382).

Tisch- und Stehleuchten gekennzeichnet durch weiße Lampenschirme aus technischem Gewebe (feuerfest) und durch Strukturen aus weiß lackiertem Metall mit Chromdetails.

Abgerundet wird die Kollektion Alba a durch die Wandversionen (S.382).

Настольные и напольные светильники с абажурами из белой негорючей ткани, структура из окрашенного в белый цвет металла с хромированными деталями.

В коллекции Alba есть также настенные (стр.382) модели.



2117.01 + 8020.01

**2117**

.01 Bianco (senza paralume)  
White (without shade)

Accensione ON-OFF  
ON-OFF switch

Light sources

E 27 LED

12W 2700K 1800lm (art. 0109/12XW)

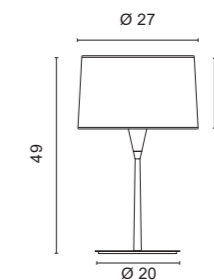
12W 4000K 1800lm (art. 0109/12W)

15W 2700K 2200lm (art. 0109/15XW)

15W 4000K 2200lm (art. 0109/15W)



1,60 Kg



**8020.01**

Paralume in tessuto tecnico bianco ignifugo  
Fireproof shade in white technical fabric



3098.01 + 8021.01

**3098**

.01 Bianco (senza paralume)  
White (without shade)

Accensione ON-OFF  
ON-OFF switch

Light sources

E27 LED

12W 2700K 1800lm (art. 0109/12XW)

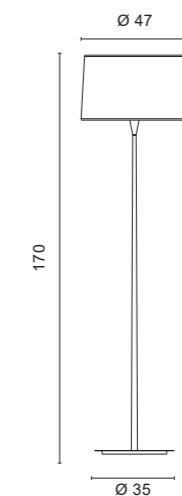
12W 4000K 1800lm (art. 0109/12W)

15W 2700K 2200lm (art. 0109/15XW)

15W 4000K 2200lm (art. 0109/15W)



5,80 Kg



**8021.01**

Paralume in tessuto tecnico bianco ignifugo  
Fireproof shade in white technical fabric

design ABS Studio- 1998

Storiche lampade da Tavolo e Terra caratterizzate da vetri soffiati bianchi e da strutture in Nickel satinato.

Le differenti dimensioni e le svariate possibilità delle sorgenti tradizionali rendono Dama una lampada estremamente funzionale.

*Historic table and floor lamps characterized by white blown glass and satin nickel frames. The different dimensions and the variety of conventional sources, make Dama an extremely functional lamp.*

*Lampes de table et lampadaires historiques caractérisées par des structures en verre soufflé blanc et en nickel satiné.*

*Les différentes dimensions et les diverses possibilités des sources traditionnelles font de Dama une lampe extrêmement fonctionnelle.*

*Lámparas de mesa y pie históricas caracterizadas por vidrio soplado blanco y estructuras de níquel satinado.*

*Las diferentes dimensiones y las diversas posibilidades de las fuentes tradicionales hacen de Dama una lámpara extremadamente funcional.*

*Historische Tisch- und Stehleuchten, die sich durch weißes mundgeblasenes Glas und satinierte Nickelstrukturen auszeichnen.*

*Die unterschiedlichen Abmessungen und die vielfältigen Möglichkeiten traditioneller Quellen machen Dama zu einer äußerst funktionalen Leuchte.*

*Исторические настольные и напольные лампы из белого дутого стекла и структуры из сатинированного никеля.*

*Разные размеры и возможность выбора традиционных источников света делают Dama очень функциональным светильником.*

# Dama





**2110**

.57 Vetro bianco - White glass

Accensione ON-OFF  
ON-OFF switch

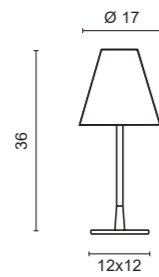
Light sources

E14 LED

6W 3000K 600lm (art. 0105/MINI)



1,30 Kg



**2111**

.57 Vetro bianco - White glass

Accensione ON-OFF  
ON-OFF switch

Light sources

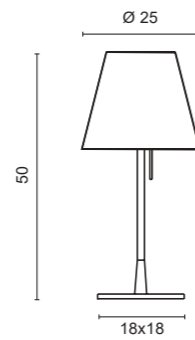
E27 LED

12W 2700K 1800lm (art. 0109/12/XW)

12W 4000K 1800lm (art. 0109/12/W)



2,90 Kg



**3091**

.57 Vetro bianco - White glass

Accensione ON-OFF  
ON-OFF switch

Light sources

E27 LED

12W 2700K 1800lm (art. 0109/12/XW)

12W 4000K 1800lm (art. 0109/12/W)

15W 2700K 2200lm (art. 0109/15/XW)

15W 4000K 2200lm (art. 0109/15/W)



7,3 Kg



**3092**

.57 Vetro bianco - White glass

Doppia accensione ON-OFF  
ON-OFF double switch

Light sources

E27 LED

Up light:

12W 2700K 1800lm (art. 0109/12/XW)

12W 4000K 1800lm (art. 0109/12/W)

15W 2700K 2200lm (art. 0109/15/XW)

15W 4000K 2200lm (art. 0109/15/W)

Down light:

2x12W 2700K 1800lm (art. 0109/12/XW)

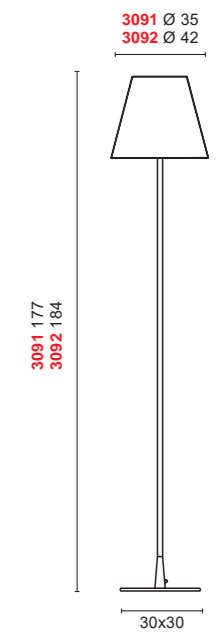
2x12W 4000K 1800lm (art. 0109/12/W)

2x15W 2700K 2200lm (art. 0109/15/XW)

2x15W 4000K 2200lm (art. 0109/15/W)



11,70 Kg





# Matassa

Lampade d'appoggio caratterizzate da un filo di metacrilato extra chiaro colato su uno stampo con tecnologia Flight-flow.

La particolarità della lavorazione e della qualità del metacrilato rendono Matassa estremamente luminosa (senza vedere la sorgente luminosa) creando una suggestiva illuminazione d'effetto.

La collezione Matassa si completa con le versioni a parete e a soffitto (pg.384) e a sospensione (pg.218).

*Floor and table lamps characterized by an extra clear methacrylate thread cast on a mold with Flight-flow technology.*

*The particularity of the processing and the quality of the methacrylate make the Matassa extremely bright (although the light source is hidden), generating an amazing lighting effect.*

*The Matassa collection is completed with the wall (pg.384), ceiling (pg.384) and suspension (pg.218) applications.*

*Lampadaire et lampe de table caractérisées par un fil de méthacrylate extra clair coulé sur un moule avec la technologie Flight-flow.*

*La particularité du traitement et la qualité du méthacrylate rendent le Matassa extrêmement lumineux (sans voir la source lumineuse), créant un éclairage à effet suggestif.*

*La collection Matassa est complétée par les versions applique (p.384), plafonnier (p.384) et suspension (p.218).*

*Lámparas de pie y de mesa caracterizadas por un hilo de metacrilato extra claro fundido en un molde con tecnología Flight-flow.*

*La particularidad del procesamiento y la calidad del metacrilato hacen que Matassa sea extremadamente brillante (sin ver la fuente de luz), creando un sugerente efecto de iluminación.*

*La colección Matassa se completa con las versiones de pared (pág.384), techo (pág.384) y suspensión (pág.218).*

*Stützeuchten gekennzeichnet durch einen extra klaren Methacrylatfaden, der auf eine Form mit Flight-Flow-Technologie gegossen wurde.*

*Die Besonderheit der Verarbeitung und die Qualität des Methacrylats machen die Matassa extrem hell (ohne die Lichtquelle zu sehen), wodurch eine suggestive Effektbeleuchtung entsteht.*

*Abgerundet wird die Matassa-Kollektion durch die Ausführungen Wand (S.384), Decke (S.384) und Pendel (S.218).*

*Светильники из оригинальной сверхпрозрачной метакрилатной нити, изготовленной по технологии Flight-flow. Особенность материала и качество метакрилата делают светильник очень ярким (причем источник света не виден) и эффектным.*

*В коллекции Matassa есть также настенные (стр.384), потолочные (стр.384) и подвесные (стр.218) модели.*



**2127**  
 .00 Trasparente - Clear  
 Accensione ON-OFF  
 ON-OFF switch  
 Light sources  
 G9 LED  
 3,9W 3000K 350lm (art. 0092/16)  
 2,40 Kg

**2128**  
 .00 Trasparente - Clear  
 Accensione ON-OFF  
 ON-OFF switch  
 Light sources  
 E27 LED  
 12W 2700K 1800lm (art. 0109/12/XW)  
 12W 4000K 1800lm (art. 0109/12/W)  
 5,20 Kg

**2129**  
 .00 Trasparente - Clear  
 Accensione ON-OFF  
 ON-OFF switch  
 Light sources  
 E27 LED  
 12W 2700K 1800lm (art. 0109/12/XW)  
 12W 4000K 1800lm (art. 0109/12/W)  
 15W 2700K 2200lm (art. 0109/15/XW)  
 15W 4000K 2200lm (art. 0109/15/W)  
 9,70 Kg



Lampade da Tavolo orientabile. Il riflettore a cono con LED arretrato permette una buona proiezione della luce senza creare abbagliamento rendendo la lampada ideale per la lettura.

La collezione Kalla si completa con le versioni a parete (pg.378).

*Adjustable table lamps. The cone reflector with retrofit LED allows good light projection, avoids glaring and makes the lamp ideal for reading.*

*The Kalla collection is completed with the wall application (pg.378).*

*Lampes de table réglables. Le réflecteur conique avec LED encastré permet une bonne projection de la lumière sans créer d'éblouissement rendant la lampe idéale pour la lecture.*

*La collection Kalla est complétée par les versions murales (p.378)*

*Lámparas de mesa ajustables. El reflector de cono con LED empotrado permite una buena proyección de la luz sin crear deslumbramientos haciendo que la lámpara sea ideal para la lectura.*

*La colección Kalla se completa con las versiones de pared (pág.378).*

*Verstellbare Tischleuchten. Der Kegelfrefektor mit eingelassener LED ermöglicht eine gute Lichtprojektion ohne zu blenden, wodurch die Lampe ideal zum Lesen ist*

*Abgerundet wird die Kollektion Kalla durch die Wandversionen (S.378).*

*Настольные поворотные лампы. Конический рефлектор с утопленным светодиодом дает прекрасный пучок света без эффекта ослепления, что идеально для лампы для чтения.*

*В коллекции Kalla есть также настенные (стр.378) модели.*



# Kalla



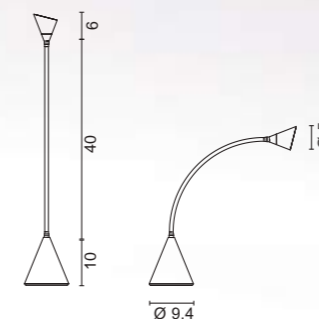
## 2502

- .01** Bianco - White
- .02** Nero - Black
- .06** Verde - Green
- .09** Arancione - Orange
- .10** Azzurro - Light blue
- .11** Rosa - Pink


Accensione ON-OFF  
ON-OFF switch

Color temperature	Light sources	lm
3000K	LED 1W	113lm
2700K - 4000K a richiesta		
2700K - 4000K upon request		

0,90 Kg



### Codici finiture - Finishes codes



- .01** Bianco - White
- .02** Nero - Black
- .06** Verde - Green
- .09** Arancione - Orange
- .10** Azzurro - Light blue
- .11** Rosa - Pink

Lampade da Tavolo e Terra realizzate in ferro grezzo e come elemento decorativo lampadine a filamento Led in vetro soffiato. La forma e l'effetto Retrò delle lampadine conferiscono a Unidea quel surplus di eleganza evocativa ed emozionale che rende unico il progetto luminoso. La collezione Unidea si completa con le versioni a sospensione (pg.202).

*Table and Floor Lamps made of raw iron with blown glass Led filament bulbs as a decorative element. The shape and the retro effect of the light bulbs enhance the elegance of the fitting and make the lighting project unique. The Unidea collection is completed with the suspension (pg.202) applications.*

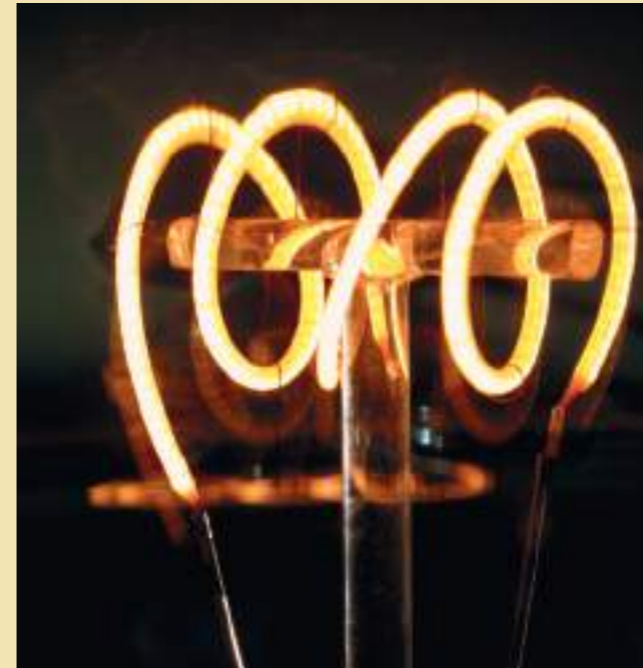
*Lampes de table et lampadaires en fer brut et verre soufflé Ampoules à filament Led comme élément décoratif. La forme et l'effet rétro des ampoules donnent à Unidea ce surplus d'élégance évocatrice et émotionnelle qui rend le projet d'éclairage unique. La collection Unidea est complétée par les et suspendues (p.202).*

*Lámparas de sobremesa y de pie fabricadas en hierro crudo y vidrio soplado Bombillas de filamento Led como elemento decorativo. La forma y el efecto retro de las bombillas confieren a Unidea ese excedente de elegancia evocadora y emocional que hace que el proyecto de iluminación sea único. La colección Unidea se completa con las versiones suspensión (pág.202).*

*Tisch- und Stehleuchten aus Roheisen und mundgeblasenem Glas LED-Glühbirnen als dekoratives Element. Die Form und der Retro-Effekt der Glühbirnen verleihen Unidea den Überschuss an stimmungsvoller und emotionaler Eleganz, der das Beleuchtungsprojekt einzigartig macht. Die Unidea-Kollektion wird durch die und Aufhängung (S.202) vervollständigt.*

*Настольные и напольные светильники из необработанного железа с лампами со светодиодными декоративными нитями. Внешний вид ретро придает светильникам Unidea дополнительную эмоциональную элегантность и дает уникальный световой эффект. В коллекции Unidea есть и подвесные (стр.202) модели.*



# Unidea

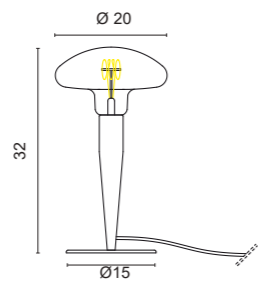




**2512**  
 .70 Retro'  
 Accensione ON-OFF  
 ON-OFF switch


Light sources  
 E27 LED  
 5W 2000K 250lm

  1,00 Kg




**3511**  
 .70 Retro'  
 Accensione ON-OFF  
 ON-OFF switch

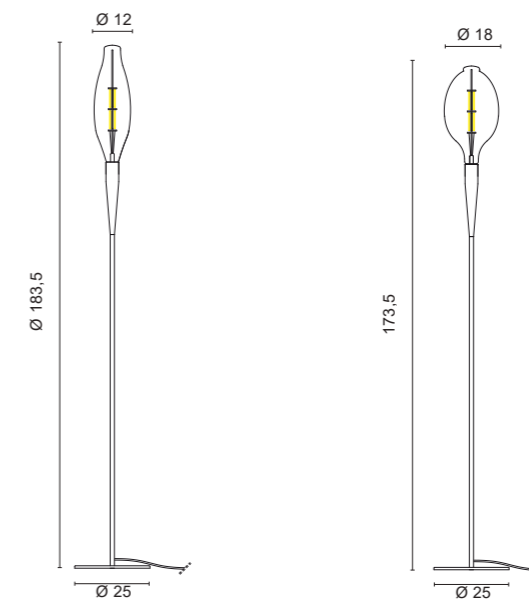
Light sources  
 E27 LED  
 11W 2000K 1000lm

 4,30 Kg

**3512**  
 .70 Retro'  
 Accensione ON-OFF  
 ON-OFF switch

Light sources  
 E27 LED  
 11W 2000K 1000lm

 4,30 Kg



Una rivisitazione in chiave tecnologica delle lampade degli anni '60 e '70 realizzate con gli stessi materiali: ottone lucido o satinato. Le lampadine LED E27 con effetto ceramico bianco ricreano l'impressione del vetro opale in voga all'epoca. La collezione Olim si completa con la versione a parete (pg.414).

*A technological recall to the lamps of the 60s and 70s using same materials: polished or satin brass. The E27 LED bulbs with white ceramic effect reproduces the effect of opal glass, trend of that time. The Olim collection is completed with the wall application (pg.414).*

*Une réinterprétation technologique des lampes des années 60 et 70 réalisées avec les mêmes matériaux : laiton poli ou satiné. Les ampoules LED E27 à effet céramique blanche recréent l'impression de verre opale en vogue à l'époque. La collection Olim est complétée par la version murale (p.414).*

*Una reinterpretación tecnológica de las lámparas de los años 60 y 70 fabricadas con los mismos materiales: latón pulido o satinado. Las bombillas LED E27 con efecto cerámico blanco recrean la impresión del vidrio opal en boga en ese momento. La colección Olim se completa con la versión pared (pág.414).*

*Eine technologische Neuinterpretation der Lampen der 60er und 70er Jahre aus den gleichen Materialien: poliertes oder satiniertes Messing. Die E27-LED-Lampen mit weißem Keramikeffekt erzeugen den Eindruck von Opalglas, das damals en vogue war. Abgerundet wird die Kollektion Olim mit der Wandversion (S.414).*

*Технологический пересмотр светильников 60-х и 70-х годов прошлого века, исполненных из тех же материалов: блестящей или сатирированной латуни. Лампы E27 с эффектом белой керамики напоминают лампы из матового стекла той эпохи. В коллекции Olim есть также настенные (стр.414) модели.*

# Olim



## 2115

- .21 Dorato lucido - Shiny golded
- .25 Dorato satinato - Satin golded

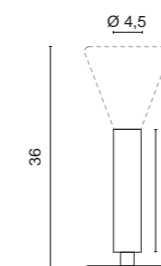
Accensione ON-OFF  
ON-OFF switch

### Light sources

- E27 LED
- 6W 2700K 540lm CRI>90 (01LP2)
- 6W 2700K 540lm CRI>90 (01LP8)



1,00 Kg



Struttura in ottone satinato  
Structure in satin brass



Struttura in ottone lucido  
Structure in shiny brass

### Sorgenti - Bulbs

#### 01LP2

Porcellana - Porcelain

Color temperature	Light sources	lm
2700K	E27 LED 6W	540lm

Dimmerabile - Dimmable



#### 01LP8

Porcellana - Porcelain

Color temperature	Light sources	lm
2700K	E27 LED 6W	540lm

Dimmerabile - Dimmable



Lampade da Soffitto e da Parete (orientabile) realizzate con un profilo di alluminio calandrato e con diffusore in policarbonato opalino. Disponibile in diverse misure e svariate finiture. La particolarità del flusso luminoso rivolto verso l'interno della circonferenza garantisce un confort visivo particolarmente elevato e contribuisce ad esaltare la leggerezza della struttura.

La collezione Lancia Tonda si completa con le versioni da appoggio (pg. 224), e a sospensione (pg. 82).

*Ceiling and Wall Lamps (adjustable) made with a calendered aluminum profile and with opal polycarbonate diffuser.*

*Available in different sizes and various finishes. Luminous flux directed towards the inside of the circumference increases visual comfort and helps to enhance the lightness of the structure. Lancia Tonda collection is completed with the table/floor (pg. 224) and suspension (pg. 82) applications.*

*Plafonniers et Appliques (orientables) réalisés avec un profil en aluminium calandré et avec un diffuseur en polycarbonate opale.*

*Disponible en différentes dimension et différentes finitions.*

*La particularité du flux lumineux dirigé vers l'intérieur de la circonférence garantit un confort visuel particulièrement élevé et contribue à renforcer la légèreté de la structure.*

*La collection Lancia Tonda est complétée par les versions table/lampadaire (pg. 224) et suspension (pg. 82).*

*Lámparas de techo y pared (orientables) realizadas con perfil de aluminio calandrado y difusor de policarbonato opal.*

*Disponible en diferentes tamaños y varios acabados.*


*La particularidad del flujo luminoso dirigido hacia el interior de la circunferencia garantiza un confort visual particularmente alto y ayuda a realzar la ligereza de la estructura.*

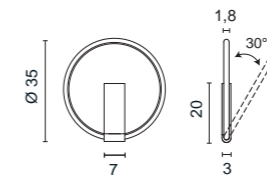
*La colección Lancia Tonda se completa con las versiones de mesa/piso (pág. 224) y suspensión (pág. 82).*

*Decken- und Wandleuchten (verstellbar) mit einem kalandrierten Aluminiumprofil und einem opalen Polycarbonat-Diffusor. Erhältlich in verschiedenen Größen und verschiedenen Ausführungen. Der nach innen gerichtete Lichtstrom erhöht den Sehkomfort und trägt zur Leichtigkeit der Konstruktion bei. Die Kollektion Lancia Tonda wird durch die Applikationen Tisch/Boden (S. 224) und Aufhängung (S. 82) vervollständigt.*

*Потолочные и настенные светильники (регулируемые) из каландрированного алюминиевого профиля и диффузора из опалового поликарбоната. Доступны в разных размерах и с различной отделкой. Световой поток, направленный внутрь окружности, увеличивает визуальный комфорт и способствует увеличению легкости конструкции. Коллекция Lancia Tonda укомплектована аппликациями стол / пол (стр. 224) и подвеска (стр. 82).*

# Lancia Tonda



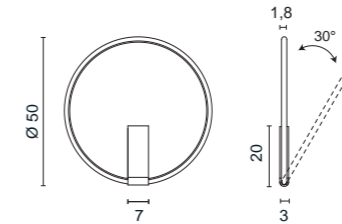


**4605**

- .01 Bianco - White
- .02 Nero - Black
- .25 Dorato satinato - Golded satin
- .31 Cromato - Chromed
- .85 Verniciato argento - Painted silver finishing
- .86 Verniciato oro - Painted gold finishing
- .87 Verniciato rame - Painted copper finishing
- .88 Verniciato bronzo - Painted bronze finishing

Color temperature	Light sources	lm
<b>W</b> 4000K	LED 18W CRI>90	2260lm
<b>WW</b> 3000K	LED 18W CRI>90	2020lm
<b>XW</b> 2700K	LED 18W CRI>90	1890lm

0,75 Kg



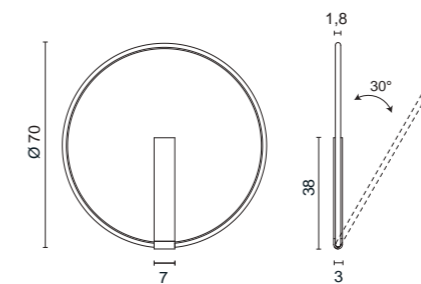
**4606**

- .01 Bianco - White
- .02 Nero - Black
- .25 Dorato satinato - Golded satin
- .31 Cromato - Chromed
- .85 Verniciato argento - Painted silver finishing
- .86 Verniciato oro - Painted gold finishing
- .87 Verniciato rame - Painted copper finishing
- .88 Verniciato bronzo - Painted bronze finishing

Dimmerabile su richiesta  
Dimmable on request

Color temperature	Light sources	lm
<b>W</b> 4000K	LED 27W CRI>90	3390lm
<b>WW</b> 3000K	LED 27W CRI>90	3030lm
<b>XW</b> 2700K	LED 27W CRI>90	2835lm

1,10 Kg



**4607**

- .01 Bianco - White
- .02 Nero - Black
- .25 Dorato satinato - Golded satin
- .31 Cromato - Chromed
- .85 Verniciato argento - Painted silver finishing
- .86 Verniciato oro - Painted gold finishing
- .87 Verniciato rame - Painted copper finishing
- .88 Verniciato bronzo - Painted bronze finishing

Dimmerabile su richiesta  
Dimmable on request

Color temperature	Light sources	lm
<b>W</b> 4000K	LED 36W CRI>90	4520lm
<b>WW</b> 3000K	LED 36W CRI>90	4040lm
<b>XW</b> 2700K	LED 36W CRI>90	3780lm

2,30 Kg

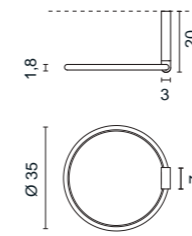
Codici finiture - Finishes codes



- .01 Bianco - White
- .02 Nero - Black
- .25 Dorato satinato  
Golded satin
- .31 Cromo - Chromed
- .85 Verniciato argento  
Painted silver finishing
- .86 Verniciato oro  
Painted gold finishing
- .87 Verniciato rame  
Painted copper finishing
- .88 Verniciato bronzo  
Painted bronze finishing



Esempio di installazione con optional art.0995.01 - Example of installation with art.0995.01



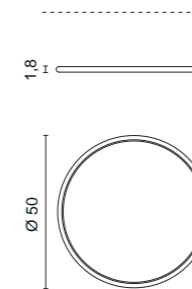
**5602**

- .01 Bianco - White
- .02 Nero - Black
- .25 Dorato satinato - Golded satin
- .31 Cromato - Chromed
- .85 Verniciato argento - Painted silver finishing
- .86 Verniciato oro - Painted gold finishing
- .87 Verniciato rame - Painted copper finishing
- .88 Verniciato bronzo - Painted bronze finishing

Color temperature	Light sources	lm
<b>/W</b> 4000K	LED 18W CRI>90	2260lm
<b>/WW</b> 3000K	LED 18W CRI>90	2020lm
<b>/XW</b> 2700K	LED 18W CRI>90	1890lm



0,75 Kg



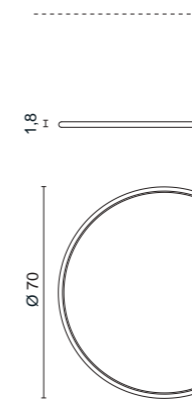
**5603**

- .01 Bianco - White
- .02 Nero - Black
- .25 Dorato satinato - Golded satin
- .31 Cromato - Chromed
- .85 Verniciato argento - Painted silver finishing
- .86 Verniciato oro - Painted gold finishing
- .87 Verniciato rame - Painted copper finishing
- .88 Verniciato bronzo - Painted bronze finishing

Color temperature	Light sources	lm
<b>/W</b> 4000K	LED 27W CRI>90	3390lm
<b>/WW</b> 3000K	LED 27W CRI>90	3030lm
<b>/XW</b> 2700K	LED 27W CRI>90	2835lm



1,10 Kg



**5604**

- .01 Bianco - White
- .02 Nero - Black
- .25 Dorato satinato - Golded satin
- .31 Cromato - Chromed
- .85 Verniciato argento - Painted silver finishing
- .86 Verniciato oro - Painted gold finishing
- .87 Verniciato rame - Painted copper finishing
- .88 Verniciato bronzo - Painted bronze finishing

Dimmerabile su richiesta  
Dimmable on request

Color temperature	Light sources	lm
<b>/W</b> 4000K	LED 36W CRI>90	4520lm
<b>/WW</b> 3000K	LED 36W CRI>90	4040lm
<b>/XW</b> 2700K	LED 36W CRI>90	3780lm



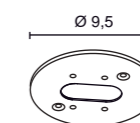
2,30 Kg

**Optional**

**0995** 0,20 Kg

Piastra per installazione accoppiata  
Plate for coupled installation

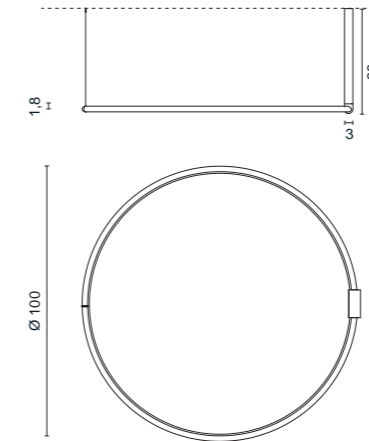
- .01 Bianco - White
- .02 Nero - Black







Aggancio a soffitto per Ø 70/100.  
Ceiling hook for Ø 70/100.



**5605**

- .01** Bianco - White
- .02** Nero - Black
- .31** Cromato - Chromed
- .85** Verniciato argento - Painted silver finishing
- .86** Verniciato oro - Painted gold finishing
- .87** Verniciato rame - Painted copper finishing
- .88** Verniciato bronzo - Painted bronze finishing

Dimmerabile su richiesta  
Dimmable on request

Color temperature	Light sources	lm
<b>/W</b> 4000K	LED 54W CRI>90	6780lm
<b>/WW</b> 3000K	LED 54W CRI>90	6060lm
<b>/XW</b> 2700K	LED 54W CRI>90	5670lm

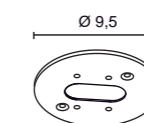
3,30 Kg

**Optional**

**0995** 0,20 Kg

Piastra per installazione accoppiata  
Plate for coupled installation

- .01** Bianco - White
- .02** Nero - Black



Lampadeda parete a Luce radiale di facile installazione disponibile in due forme con diverse finiture.

A richiesta è possibile personalizzare lo schermo con lavorazioni a taglio laser.

*Wall Lamps with radial light of easy installation available in two shapes with different finishes. On request laser cut customization of the screen.*

*Appliques à lumière radiale d'installation facile disponibles en deux formes avec différentes finitions.*

*Sur demande, il est possible de personnaliser l'écran avec une découpe laser.*

*Lámparas de pared con luz radial de fácil instalación disponibles en dos formas con diferentes acabados.*

*Bajo pedido es posible personalizar la pantalla con corte láser.*

*Einfach zu installierende Radiallicht-Wandleuchte, erhältlich in zwei Formen mit unterschiedlichen Oberflächen. Auf Wunsch lasergeschnittene Anpassung des Bildschirms.*

*Легкий в установке настенный светильник с радиальным светом, доступный в двух формах с различной отделкой. По запросу лазерная резка настройки экрана.*

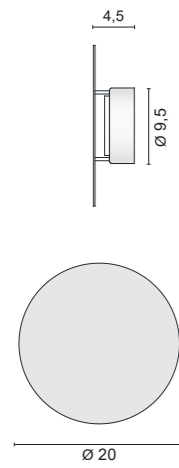
# Eclipse



Eclipse tonda



Eclipse quadra



**4592**

- .01 Bianco - White
- .02 Nero - Black
- .25 Dorato satinato - *Golded satin*
- .28 Foglia rame - *Copper leaf*
- .29 Foglia oro - *Gold leaf*
- .32 Nickel satinato - *Nickel mat*
- .35 Sabbia - *Sand*
- .56 Specchio - *Mirror*

*Light sources*

- GX 53 LED
- 8W 2700K 650lm (art. 0103/XW) Dim
- 8W 3000K 680lm (art. 0103/WW)
- 8W 4000K 700lm (art. 0103/W)

0,45 Kg

Codici finiture - *Finishes codes*

.01 Bianco - White



.02 Nero - Black



.25 Dorato satinato  
*Golded satin*



.28 Foglia rame  
*Golded satin*



.29 Foglia oro  
*Gold leaf*



.32 Nickel satinato  
*Nickel matt*



.35 Sabbia - *Sand*



.56 Specchio - *Mirror*



A richiesta è possibile personalizzare lo schermo con lavorazioni a taglio laser.

*On request it is possible to customize the screen with laserting processes.*



**4593**

- .01 Bianco - White
- .02 Nero - Black
- .35 Sabbia - *Sand*

*Light sources*

- GX 53 LED
- 8W 2700K 650lm (art. 0103/XW) Dim
- 8W 3000K 680lm (art. 0103/WW)
- 8W 4000K 700lm (art. 0103/W)


0,45 Kg

Codici finiture - *Finishes codes*

.01 Bianco - White



.02 Nero - Black



.35 Sabbia - *Sand*



Lampada a parete a Luce diretta/radiale di facile installazione disponibile in tre finiture (verniciato goffrato fine), diffusore centrale in metacrilato satinato. Lampada con attacco GX53.

Easy-to-install direct/radial light wall lamp available in three finishes (texture painted), central diffuser in satin methacrylate. Lamp with GX53 socket.

Applique à lumière directe/radiale facile à installer disponible en trois finitions (texture peinte), diffuseur central en méthacrylate satiné. Lampe avec douille GX53.

Aplic de pared de luz directa / radial de fácil instalación disponible en tres acabados (pintado texturado), difusor central en metacrilato satinado. Lámpara con casquillo GX53.

Einfach zu installierende Wandleuchte mit direktem/radialem Licht, erhältlich in drei Ausführungen (strukturlackiert), zentraler Diffusor aus satiniertem Methacrylat. Lampe mit GX53-Fassung.

Легкий в установке настенный светильник с прямым / радиальным светом, доступный в трех вариантах отделки (текстурная покраска), центральный диффузор из сатинированного метакрилата. Лампа с цоколем GX53.

# Ellein



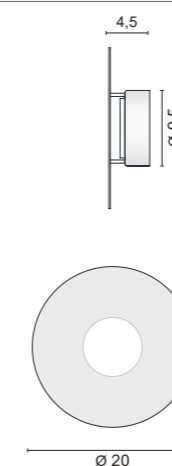
## 4596

- .01** Bianco - White
- .02** Nero - Black
- .35** Sabbia - Sand

### Light sources

- GX 53 LED
- 8W 2700K 650lm (art. 0103/XW) Dim
- 8W 3000K 680lm (art. 0103/WW)
- 8W 4000K 700lm (art. 0103/W)

 0.45 Kg



### Codici finiture - Finishes codes



**.01** Bianco - White    **.02** Nero - Black    **.35** Sabbia - Sand

Lampada a parete a Luce diretta/radiale di facile installazione disponibile in tre finiture (verniciato goffrato fine), diffusore radiale in metacrilato satinato. Lampada con attacco GX53.

*Easy-to-install direct/radial light wall lamp available in three finishes (texture painted), radial diffuser in satin methacrylate. Lamp with GX53 socket.*


*Applique à lumière directe/radiale facile à installer disponible en trois finitions (texture peinte), diffuseur radial en méthacrylate satiné. Lampe avec douille GX53.*

*Aplique de pared de luz directa / radial de fácil instalación disponible en tres acabados (pintado texturado), difusor radial en metacrilato satinado. Lámpara con casquillo GX53.*

*Einfach zu installierende Wandleuchte mit direktem/radialem Licht, erhältlich in drei Ausführungen (strukturlackiert), radialer Diffusor aus satiniertem Methacrylat. Lampe mit GX53-Fassung.*

*Простой в установке настенный светильник с прямым / радиальным светом, доступный в трех вариантах отделки (текстурная покраска), радиальный диффузор из сатинированного метакрилата. Лампа с цоколем GX53.*

# Elleout



**4599**

- .01** Bianco - White
- .02** Nero - Black
- .35** Sabbia - Sand

*Light sources*

GX 53 LED

8W 2700K 650lm (art. 0103/XW) Dim

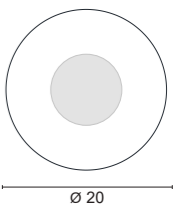
8W 3000K 680lm (art. 0103/WW)

8W 4000K 700lm (art. 0103/W)

  0,35 Kg

4,5

Ø 9,5



Lampada a parete di facile installazione ideale per utilizzo testata letto realizzata in PVC coprente per un gradevole effetto up-down o in PVC bianco satinato per luce diffusa. La particolarità del telaio in acciaio armonico ci permette una perfetta rotazione del paralume per direzionale la luce. La sorgente con attacco GX53 è disponibile in tre temperature di colore.

*Easy to install wall lamp ideal for headboard use, made of matt PVC (black / gold) for a pleasant up-down effect or satin white PVC for diffused light. The particularity of the harmonic steel frame allows us to perfectly rotate the lampshade to direct the light. Lamp with GX53 socket and GX53 led source available in three led temperatures.*

*Applique facile à installer idéale pour une utilisation en tête de lit, en PVC mat (noir/or) pour un effet haut-bas agréable ou en PVC blanc satiné pour une lumière diffuse. La particularité de l'armature en acier harmonique nous permet de faire pivoter parfaitement l'abat-jour pour diriger la lumière. Lampe avec douille GX53 et source led GX53 disponible en trois températures led.*

*Aplique de fácil instalación ideal para cabeceros, fabricado en PVC mate (negro / dorado) para un agradable efecto up-down o PVC blanco satinado para luz difusa. La particularidad del marco de acero armónico nos permite rotar perfectamente la pantalla para dirigir la luz.*

*Lámpara con casquillo GX53 y fuente de led GX53 disponible en tres temperaturas de led.*

*Einfach zu montierende Wandleuchte ideal für den Einsatz am Kopfteil, aus mattem PVC (schwarz / gold) für einen angenehmen Up-Down-Effekt oder satiniertem weißem PVC für diffuses Licht. Die Besonderheit des harmonischen Stahlrahmens ermöglicht es uns, den Lampenschirm perfekt zu drehen, um das Licht zu lenken.*

*Lampe mit GX53-Fassung und GX53-LED-Quelle in drei LED-Temperaturen erhältlich.*

*Легкий в установке настенный светильник, идеально подходящий для использования в изголовье кровати, изготовлен из матового ПВХ (черный / золотой) для приятного эффекта «вверх-вниз» или из белого сатинированного ПВХ для рассеянного света. Особенность гармоничного стального каркаса позволяет нам идеально поворачивать абажур для направления света.*

*Лампа с цоколем GX53 и источником светодиода GX53 доступна с тремя температурами светодиода.*




# Demi



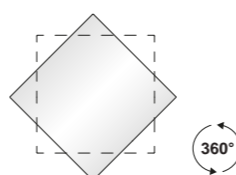
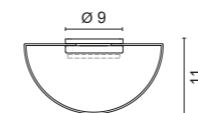
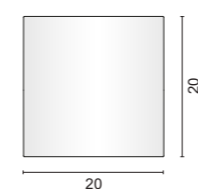
## 4594

**.01** Bianco - White  
**.02.21** Nero oro - Black gold

### Light sources

GX 53 LED  
8W 2700K 650lm (art. 0103/XW)   
8W 3000K 680lm (art. 0103/WW)  
8W 4000K 700lm (art. 0103/W)

  0,20 Kg



Codici finiture - Finishes codes



**.01** Bianco - White

**.02.21** Nero-oro coprente  
Opaque black gold

Lampade da Soffitto o da Parete a Luce radiale caratterizzate da un disco frontale in MDF verniciabile con idropittura o altro a scelta. Disponibile in tre dimensioni.

Solo la versione piccola è disponibile anche a specchio. Partendo da un unico punto di alimentazione è possibile creare composizioni intersecando più elementi grazie ad un apposito Kit da ordinare separatamente (Art.0963). Versione dimmerabile a richiesta.

*Ceiling or Wall Lamps with radial light characterized by a front disc in MDF that can be painted with water-based or alternative paint. Available in three sizes, meanwhile the smallest allows the mirror disc solution as well. Although feeding from a single supply point, connection between different fittings through the special kit to be ordered separately (Art.0963) allows multiple compositions. Dimmable version on request.*



*Plafonniers ou Appliques à lumière radiale caractérisés par un disque frontal en MDF pouvant être peint avec une peinture à l'eau ou autre choix. Disponible en trois dimension. Seulement la version petite est aussi disponible en miroir. A partir d'un seul point d'approvisionnement, il est possible de créer des compositions en croisant plusieurs éléments avec un kit spécial à commander séparément (Art.0963). Version dimmable sur demande.*


*Lámparas de techo o pared con luz radial caracterizadas por un disco frontal en MDF que se puede pintar con pintura al agua u otra opción. Disponible en tres tamaños. Solo la versión pequeña también está disponible en espejo. Empezando de un único punto de suministro, es posible crear composiciones cruzando varios elementos gracias a un kit especial que debe pedirse por separado (Art.0963). Versión regulable bajo pedido.*

*Decken- oder Wandleuchten mit radialem Licht, gekennzeichnet durch eine Frontscheibe aus MDF, die mit Wasserbasis oder alternativer Farbe lackiert werden kann. Erhältlich in drei Größen, die kleinste erlaubt mittlerweile auch die Spiegelscheibenlösung. Obwohl die Versorgung von einem einzigen Versorgungspunkt erfolgt, ermöglicht die Verbindung zwischen verschiedenen Armaturen durch das separat zu bestellende Spezialset (Art.0963) mehrere Zusammensetzungen. Dimmbare Ausführung auf Anfrage.*

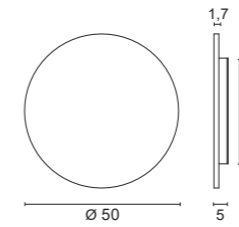
*Потолочные или настенные светильники с радиальным светом с передним диском из МДФ, который можно покрасить водозмульсионной или альтернативной краской. Доступен в трех размерах, а самый маленький позволяет использовать зеркальный диск. Несмотря на то, что питание подается из одной точки питания, соединение между различными фитингами с помощью специального комплекта, заказываемого отдельно (арт. 0963), позволяет использовать несколько композиций. Версия с регулируемой яркостью по запросу.*

# Moonlight





# Moonlight

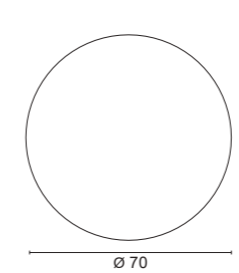


## 4582

.01	Bianco grezzo - Raw White	
.14	Lavagna - Blackboard	
.29	Foglia oro - Gold leaf	
.30	Foglia argento - Silver leaf	
.56	Specchio - Mirror	4,50 Kg

Color temperature	Light sources	lm
<b>/W</b> 4000K	LED 15W CRI>90	1840lm
<b>/WW</b> 3000K	LED 15W CRI>90	1650lm
<b>/XW</b> 2700K	LED 15W CRI>90	1560lm

IP40 4,00 Kg




## 4583

.01	Bianco grezzo - Raw White	
.14	Lavagna - Blackboard	
.29	Foglia oro - Gold leaf	
.30	Foglia argento - Silver leaf	

Color temperature	Light sources	lm
<b>/W</b> 4000K	LED 24W CRI>90	2944lm
<b>/WW</b> 3000K	LED 24W CRI>90	2640lm
<b>/XW</b> 2700K	LED 24W CRI>90	2496lm

IP40 7,00 Kg



## 4620

.01	Bianco grezzo - Raw White	
.14	Lavagna - Blackboard	
.29	Foglia oro - Gold leaf	
.30	Foglia argento - Silver leaf	

Solo montaggio a parete  
Wall mount only

Color temperature	Light sources	lm
<b>/W</b> 4000K	LED 33W CRI>90	4150lm
<b>/WW</b> 3000K	LED 33W CRI>90	3700lm
<b>/XW</b> 2700K	LED 33W CRI>90	3460lm

IP40 9,00 Kg

Art.4620 è possibile utilizzarlo in installazioni multiple purché sia posizionato come lampada sulla parete.  
Art.4620 can be used in multiple installations as long as it is positioned as a lamp on the wall.

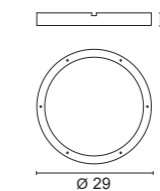
Optional

## 0963

0,30 Kg

Distanziale per installazioni multiple **solo per art. 4582-4583**  
Kit for overlapping **only for art. 4582-4583**

.01 Bianco - White



Codici finiture - Finishes codes



.01 Bianco grezzo da finire  
Raw white to be painted



.29 Lavagna - Blackboard



.29 Foglia oro - Gold leaf

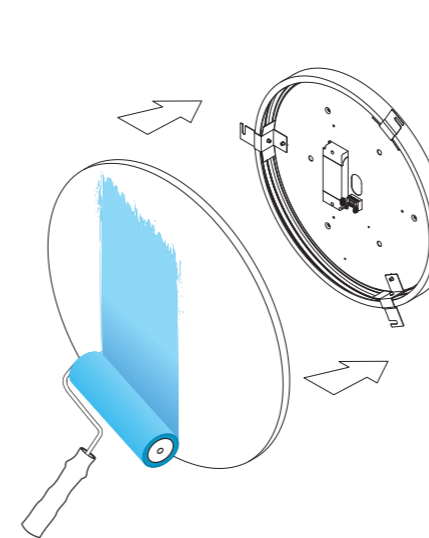



.30 Foglia argento - Silver leaf

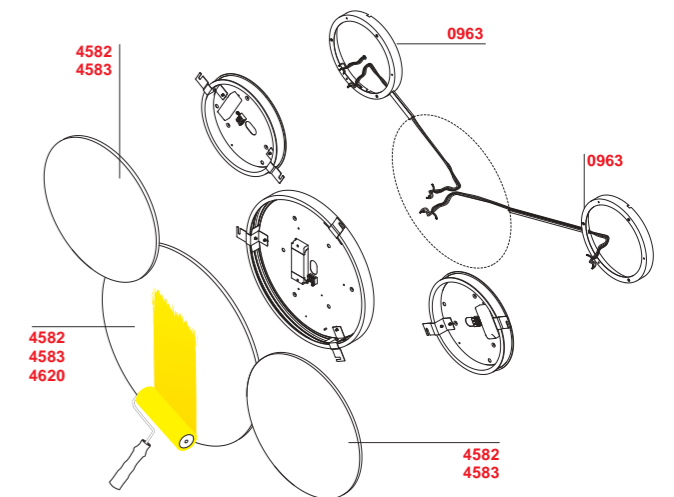


.56 Specchio - Mirror  
Solo art. 4582 - Only art. 4582





Esempio di installazione singola  
Example of single installation



Esempio di installazione multipla con distanziali  
Example of multiple installation with spacers  
Art.4620 può essere utilizzato in installazioni multiple purché sia posizionato come lampada sulla parete.  
Art.4620 can be used in multiple installations as long as it is positioned as a lamp on the wall.

Lampade da Soffitto o da Parete a Luce radiale caratterizzate da un schermo frontale in MDF verniciabile con idropittura o altro a scelta. Solo la versione piccola è disponibile anche a specchio. Partendo da un unico punto di alimentazione è possibile creare composizioni intersecando più elementi grazie ad un apposito Kit da ordinare separatamente (Art.0963).  
Versione dimmerabile a richiesta.

*Ceiling or Wall Lamps with radial light characterized by a front screen in MDF that can be painted with water-based or alternative paint. Available in three sizes, meanwhile the smallest allows the mirror disc solution as well. Although feeding from a single supply point, connection between different fittings through the special kit to be ordered separately (Art.0963) allows multiple compositions. Dimmable version on request.*

*Plafonniers ou Appliques à lumière radiale caractérisés par un écran frontal en MDF pouvant être peint avec une peinture à l'eau ou autre choix.*

*Disponibile en trois dimension. Seulement la version petite est aussi disponible en miroir. A partir d'un seul point d'approvisionnement, il est possible de créer des compositions en croisant plusieurs éléments avec un kit spécial à commander séparément (Art.0963). Version dimmable sur demande.*


*Lámparas de techo o pared con luz radial caracterizadas por una pantalla frontal en MDF que se puede pintar con pintura al agua u otra opción. Disponible en tres tamaños. Solo la versión pequeña también está disponible en espejo.*

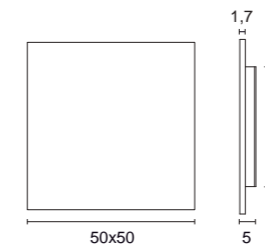
*Empezando de un único punto de suministro, es posible crear composiciones cruzando varios elementos gracias a un kit especial que debe pedirse por separado (Art.0963). Versión regulable bajo pedido.*

*Decken- oder Wandleuchten mit radialem Licht, gekennzeichnet durch eine Frontscheibe aus MDF, die mit Wasserbasis oder alternativer Farbe lackiert werden kann. Erhältlich in drei Größen, die kleinste erlaubt mittlerweile auch die Spiegelscheibenlösung. Obwohl die Versorgung von einem einzigen Versorgungspunkt erfolgt, ermöglicht die Verbindung zwischen verschiedenen Armaturen durch das separat zu bestellende Spezialset (Art.0963) mehrere Zusammensetzungen. Dimmbare Ausführung auf Anfrage.*

*Потолочные или настенные светильники с радиальным светом с передним экраном из МДФ, который можно покрасить водоземлюсионной или альтернативной краской. Доступен в трех размерах, а самый маленький позволяет использовать зеркальный диск. Несмотря на то, что питание подается из одной точки питания, соединение между различными фитингами с помощью специального комплекта, заказываемого отдельно (арт. 0963), позволяет использовать несколько композиций. Версия с регулируемой яркостью по запросу.*

# Q-light



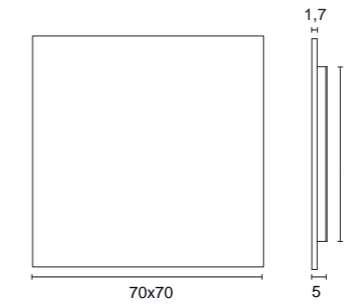


**4590**

.01	Bianco grezzo - Raw White
.14	Lavagna - Blackboard
.29	Foglia oro - Gold leaf
.30	Foglia argento - Silver leaf
.56	Specchio - Mirror
	5,00 Kg

Color temperature	Light sources	lm
/W 4000K	LED 15W CRI>90	1840lm
/WW 3000K	LED 15W CRI>90	1650lm
/XW 2700K	LED 15W CRI>90	1560lm

IP40 R 4,50 Kg

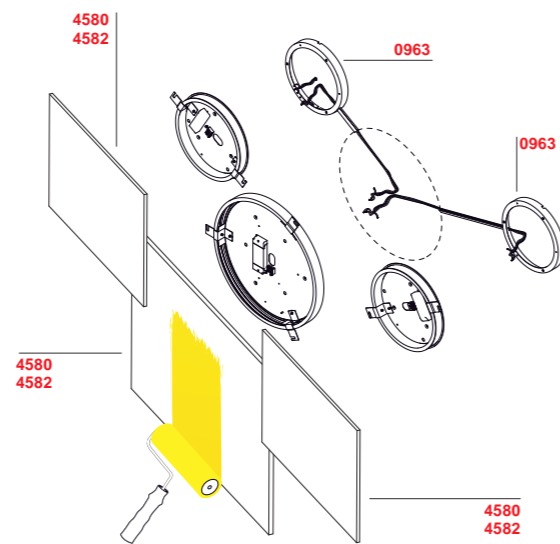
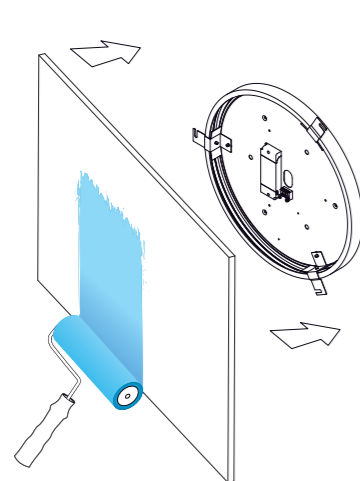


**4591**

.01	Bianco grezzo - Raw White
.14	Lavagna - Blackboard
.29	Foglia oro - Gold leaf
.30	Foglia argento - Silver leaf

Color temperature	Light sources	lm
/W 4000K	LED 24W CRI>90	2944lm
/WW 3000K	LED 24W CRI>90	2640lm
/XW 2700K	LED 24W CRI>90	2496lm

IP40 R 7,50 Kg



Esempio di installazione singola  
Example of single installation

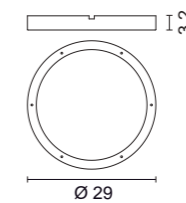
Esempio di installazione multipla con distanziali  
Example of multiple installation with spacers

Optional


**0963** 0,30 Kg

Distanziale per installazioni multiple  
Kit for overlapping

.01 Bianco - White



Codici finiture - Finishes codes



.01 Bianco grezzo da finire Raw white to be painted  
.29 Lavagna - Blackboard  
.29 Foglia oro - Gold leaf  
.30 Foglia argento - Silver leaf  
.56 Specchio - Mirror  
Solo art. 4590- Only art. 4590

Lampade da Soffitto o da Parete a Luce diffusa.

Il taglio asimmetrico del riflettore è l'elemento caratterizzante della lampada che appare diversa da ogni angolazione la osservi. Flower può essere installata anche in composizione di più elementi.

La predisposizione per un cablaggio passante permette di accostare più apparecchi partendo da un unico punto luce.

*Diffused light ceiling or wall lamps.*

*The asymmetrical cut of the reflector is the characterizing element of the lamp which appears different from every angle you look at it. Flower can also be installed in a multiple elements' configuration.*

*The predisposition for a pass-through wiring in fact, allows to feed several fixtures starting from a single light point.*

*Plafonniers ou appliques à lumière diffuse.*

*La coupe asymétrique du réflecteur est l'élément caractéristique de la lampe qui apparaît différent sous tous les angles sous lesquels vous la regardez.*

*Flower peut également être installé dans une composition de plusieurs éléments.*

*La prédisposition pour le câblage traversant vous permet de combiner plusieurs luminaires à partir d'un seul point de lumière.*

*Lámparas de techo o pared con luz difusa.*

*El corte asimétrico del reflector es el elemento característico de la lámpara que parece diferente desde cada ángulo que se mire.*

*Flower también se puede instalar en una composición de varios elementos.*

*La disposición previa para el cableado pasante le permite combinar varias luminarias a partir de un único punto de luz.*

*Decken- oder Wandleuchten mit diffusem Licht. Der asymmetrische Schliff des Reflektors ist das charakteristische Element der Leuchte, das aus jedem Blickwinkel anders erscheint. Flower kann auch in einer Konfiguration mit mehreren Elementen installiert werden. Die Prädisposition für eine Durchgangverkabelung ermöglicht es sogar, mehrere Leuchten von einem einzigen Lichtpunkt aus zu speisen.*

*Потолочные или настенные светильники рассеянного света. Асимметричный разрез отражателя - это характерный элемент лампы, который выглядит по-разному под любым углом, с которого вы на него смотрите. Цветок также может быть установлен в многоэлементной конфигурации. Предрасположенность к сквозной проводке, по сути, позволяет питать несколько светильников, начиная с одной световой точки.*

# Flower





.01 Bianco - White



.29 Foglia Oro - Gold leaf



.30 Foglia Argento - Silver leaf



**4584**

- .01 Bianco - White
- .29 Foglia oro - Gold leaf
- .30 Foglia argento - Silver leaf

Dimmerabile su richiesta  
Dimmable on request

*Light sources*

LED 12,9W 3000K 1650lm

IP40 R 1,60 Kg

**4585**

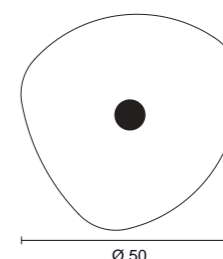
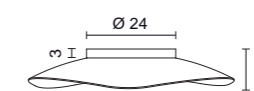
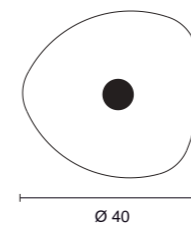
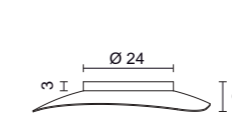
- .01 Bianco - White
- .29 Foglia oro - Gold leaf
- .30 Foglia argento - Silver leaf

Dimmerabile su richiesta  
Dimmable on request

*Light sources*

LED 12,9W 3000K 1650lm

IP40 R 2,10 Kg





Lampada a plafone di grande dimensione realizzata in alluminio tornito.  
Disponibile in quattro finiture.  
La forma a mezza sfera e l'utilizzo di diverse sorgenti E27 garantiscono gradevoli effetti di Luce d'ambiente.  
La collezione Giove si completa con la versione a sospensione (pg. 190).

*Large ceiling lamp made of turned aluminum.  
Available in four finishes.  
The half-sphere shape and the use of E27 sources allows pleasant ambient light effects.  
The Giove collection is completed with the suspension application (pg. 190).*

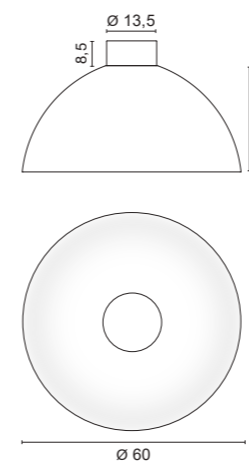
*Grand plafonnier en aluminium tourné.  
Disponible en quatre finitions.  
La forme en demi-sphère et l'utilisation de différentes sources E27 garantissent d'agréables effets de lumière ambiante.  
La collection Giove est complétée par la version suspension (pg. 190).*

*Lámpara de techo grande fabricada en aluminio torneado.  
Disponibile en cuatro acabados.  
La forma de media esfera y el uso de diferentes fuentes E27 garantizan efectos de luz ambiental agradables.  
La colección Giove se completa con la versión de suspensión (pág. 190).*

*Große Deckenleuchte aus gedrehseltem Aluminium. Erhältlich in vier Ausführungen.  
Die Halbkugelform und die Verwendung von E27-Quellen ermöglicht angenehme Umgebungslichteffekte. Abgerundet wird die Giove-Kollektion mit dem Aussetzungsantrag (S. 190).*

*Большой потолочный светильник из точеного алюминия. Доступен в четырех вариантах отделки. Форма полусферы и использование источников E27 позволяет создавать приятные эффекты окружающего света. Коллекция Giove дополняется заявлением о приостановке (стр. 190).*

# Giove



## 5650

- .01 Bianco - White
- .02 Nero - Black
- .02.01 Nero / interno bianco - Out black / in white
- .02.29 Nero / interno foglia oro - Out black / in gold leaf

### Light sources

- E 27 LED
- 12W 2700K 1800lm (art. 0109/12/XW)
- 12W 4000K 1800lm (art. 0109/12/W)
- 15W 2700K 2200lm (art. 0109/15/XW)
- 15W 4000K 2200lm (art. 0109/15/W)

3,00 Kg

### Codici finiture - Finishes codes



- .01 Bianco - White
- .02 Nero - Black
- .02.01 Nero Bianco  
Black white
- .02.29 Nero foglia oro  
Black gold leaf

design P. Pepere - 2015

Lampade da Soffitto e da Parete (orientabile) realizzate con un profilo di alluminio e un diffusore in policarbonato opalino.

La versione a parete dal disegno semplice ed essenziale è studiata per l'installazione su specchi o su quadri grazie all'alta efficienza luminosa ed al CRI>90. Disponibile in diverse misure e svariate finiture.

La linea elegante le conferisce un aspetto che ben si adatta a qualsiasi ambiente, dagli interni classici a quelli moderni. La collezione Lancia si completa con le versioni da appoggio (pg. 230), e a sospensione (pg. 98).

*Ceiling and Wall Lamps (adjustable) made with aluminum profile and an opal polycarbonate diffuser.*

*The wall version with a simple and essential design is suitable for installation on mirrors or pictures thanks to the high luminous efficiency and CRI> 90. Available in different sizes and various finishes.*

*The elegant design makes the product suitable for any environment, either classic or modern interiors. The Lancia collection is completed with table/floor (pg. 230) and pendant (pg. 98) application.*

*Plafonniers et Appliques (réglables) réalisés avec un profil en aluminium et un diffuseur en polycarbonate opale.*

*La version applique au design simple et essentiel est étudié pour une installation sur des miroirs ou des tableaux grâce à la haute efficacité lumineuse et CRI> 90. Disponible en différentes dimensions et différentes finitions. La ligne élégante donne un aspect qui s'adapte bien à tout type d'environnement, des intérieurs classiques aux intérieurs modernes. La collection Lancia est complétée par les versions table au sol (p. 230) et suspension (p. 98).*


*Lámparas de techo y pared (orientables) realizadas con perfil de aluminio y difusor de policarbonato opal.*

*La versión de pared con un diseño simple y esencial está diseñada para instalación sobre espejos o cuadros gracias a la alta eficiencia luminosa y CRI> 90. Disponible en diferentes tamaños y varios acabados. La línea elegante le da un aspecto que se adapta bien a cualquier entorno, desde interiores clásicos hasta modernos. La colección Lancia se completa con las versiones sobre mesa y piso (pág. 230) y suspesion (pág. 98).*

*Decken- und Wandleuchten (verstellbar) aus Aluminiumprofil und einem opalen Polycarbonat-Diffusor. Die Wandversion mit schlichtem und essentiell Design eignet sich dank der hohen Lichtausbeute und CRI > 90 für die Montage auf Spiegeln oder Bildern. Erhältlich in verschiedenen Größen und verschiedenen Ausführungen. Durch das elegante Design eignet sich das Produkt für jede Umgebung, sowohl für klassische als auch für moderne Innenräume. Die Lancia-Kollektion wird mit Tisch-/Boden- (S. 230) und Pendel- (S. 98) Applikationen vervollständigt.*

*Р Потолочные и настенные светильники (регулируемые) из алюминиевого профиля и диффузора из опалового поликарбоната. Настенная версия с простым и строгим дизайном подходит для установки на зеркала или картины благодаря высокой светоотдаче и CRI> 90. Доступны в разных размерах и с различной отделкой. Элегантный дизайн делает продукт подходящим для любого интерьера, будь то классический или современный интерьер. Коллекция Lancia дополнена настольной/напольной (стр. 230) и подвеской (стр. 98) Аппликациями.*

# Lancia





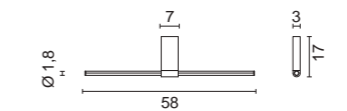


**4567**

.01	Bianco - White
.02	Nero - Black
.24	Cromo nero - Black chrome
.25	Dorato satinato - Gilded satin
.31	Cromato lucido - Cromed
.32	Nickel satinato - Nickel mat

Color temperature	Light sources	lm
<b>/W</b>	4000K LED 9W CRI>90	1130lm
<b>/WW</b>	3000K LED 9W CRI>90	1010lm
<b>/XW</b>	2700K LED 9W CRI>90	945lm

				0,80 Kg
--	--	--	--	---------

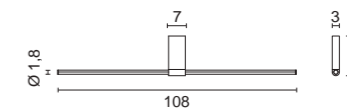


**4568**

.01	Bianco - White
.02	Nero - Black
.24	Cromo nero - Black chrome
.25	Dorato satinato - Gilded satin
.31	Cromato lucido - Cromed
.32	Nickel satinato - Nickel mat

Color temperature	Light sources	lm
<b>/W</b>	4000K LED 18W CRI>90	2260lm
<b>/WW</b>	3000K LED 18W CRI>90	2020lm
<b>/XW</b>	2700K LED 18W CRI>90	1890lm

				1,00 Kg
--	--	--	--	---------

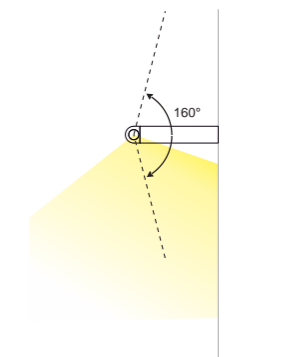
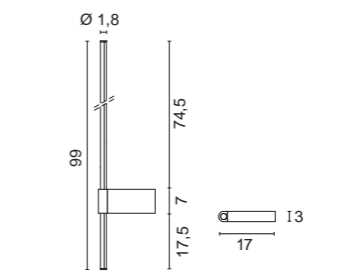


**4569**

.01	Bianco - White
.02	Nero - Black
.24	Cromo nero - Black chrome
.25	Dorato satinato - Gilded satin
.31	Cromato lucido - Cromed
.32	Nickel satinato - Nickel mat

Color temperature	Light sources	lm
<b>/W</b>	4000K LED 16,5W CRI>90	2072lm
<b>/WW</b>	3000K LED 16,5W CRI>90	1852lm
<b>/XW</b>	2700K LED 16,5W CRI>90	1732lm

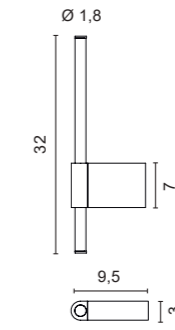

				0,90 Kg
--	--	--	--	---------



Art. 4567  
Art. 4568  
Art. 4569

Codici finiture - Finishes codes



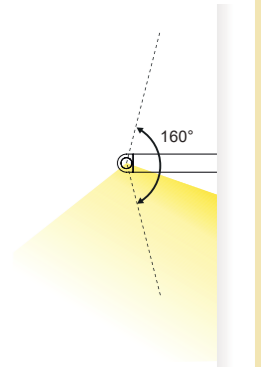


**4566**

<b>.01</b>	Bianco - White
<b>.02</b>	Nero - Black
<b>.25</b>	Dorato satinato - Gilded satin

Color temperature	Light sources	lm
<b>/W</b> 4000K	LED 5,4W CRI>90	600lm
<b>/WW</b> 3000K	LED 5,4W CRI>90	595lm
<b>/XW</b> 2700K	LED 5,4W CRI>90	537lm

0,40 Kg



Codici finiture - Finishes codes



**.01** Bianco - White

**.02** Nero - Black

**.25** Dorato satinato  
Gilded satin



Diffusore non orientabile. - Diffuser not orientable.



Solo lampada da soffitto, diffusore non orientabile. - Only ceiling lamp, diffuser not orientable.

**4570**

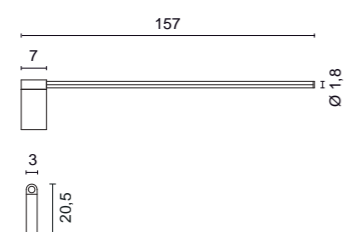
- .01** Bianco - White
- .02** Nero - Black

Color temperature	Light sources	lm
<b>/W</b> 4000K	LED 22,5W CRI>90	2825lm
<b>/WW</b> 3000K	LED 22,5W CRI>90	2525lm
<b>/XW</b> 2700K	LED 22,5W CRI>90	2362lm






1,10 Kg

**5567**

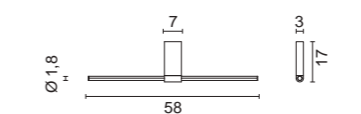
- .01** Bianco - White
- .02** Nero - Black
- .31** Cromato - Chromed

Color temperature	Light sources	lm
<b>/W</b> 4000K	LED 9W CRI>90	1130lm
<b>/WW</b> 3000K	LED 9W CRI>90	1010lm
<b>/XW</b> 2700K	LED 9W CRI>90	945lm







0,80 Kg

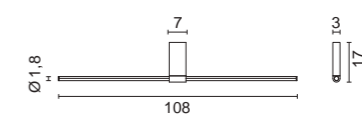
**5568**

- .01** Bianco - White
- .02** Nero - Black
- .31** Cromato - Chromed

Color temperature	Light sources	lm
<b>/W</b> 4000K	LED 18W CRI>90	2260lm
<b>/WW</b> 3000K	LED 18W CRI>90	2020lm
<b>/XW</b> 2700K	LED 18W CRI>90	1980lm

0,80 Kg



Lampade da parete di diverse dimensioni per luce radente.

Il posizionamento dei circuiti nella totale lunghezza dell'apparecchio rendono Ci una lampada estremamente performante.

La linea essenziale ed elegante le conferisce un aspetto che ben si adatta a qualsiasi tipo di ambiente, dagli interni classici a quelli moderni.

*Wall lamps with different sizes for grazing light. Positioning the circuits along the total length of the profile we obtain an extremely performing lamp.*

*The minimal design makes this lamp suitable for any type of environment, either classic or modern interiors.*

*Appliques de différentes dimension avec une illumination rasante.*

*Le positionnement des circuits dans la longueur totale du luminaire font de Ci une lampe extrêmement performante.*

*La ligne essentielle et élégante donne un aspect qui s'adapte bien à tout type d'environnement, des intérieurs classiques aux intérieurs modernes.*

*Apliques de diferentes dimensión para luz rasante.*


*El posicionamiento de circuitos en la longitud total de la luminaria hacen de Ci una lámpara de alto rendimiento.*

*La línea esencial y elegante le da un aspecto que se adapta bien a cualquier tipo de ambiente, desde interiores clásicos a modernos.*

*Wandleuchten in verschiedenen Größen für Streiflicht. Durch die Anordnung der Stromkreise entlang der Gesamtlänge des Profils erhalten wir eine äußerst leistungsstarke Lampe. Durch das minimalistische Design eignet sich diese Lampe für jede Art von Umgebung, sowohl für klassische als auch für moderne Innenräume.*

*Настенные светильники разных размеров для падающего света. Располагая контуры по всей длине профиля, мы получаем очень эффективный светильник. Минималистичный дизайн делает этот светильник подходящим для любого типа интерьера, будь то классический или современный интерьер.*

Ci



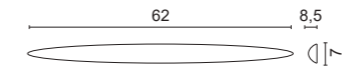


**4574**

- .01** Bianco - *White*
- .02** Nero - *Black*
- .23** Alluminio satinato - *Satin aluminium*

Color temperature	Light sources	lm
<b>/W</b> 4000K	LED 12,5W	1930lm
<b>/WW</b> 3000K	LED 12,5W	1830lm

1,70 Kg

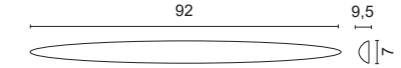


**4575**

- .01** Bianco - *White*
- .02** Nero - *Black*
- .23** Alluminio satinato - *Satin aluminium*

Color temperature	Light sources	lm
<b>/W</b> 4000K	LED 25W	3860lm
<b>/WW</b> 3000K	LED 25W	3680lm

2,00 Kg



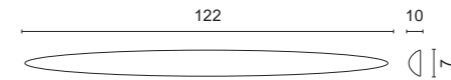
**4576**

- .01** Bianco - *White*
- .02** Nero - *Black*
- .23** Alluminio satinato - *Satin aluminium*

Dimmerabile su richiesta  
*Dimmable on request*

Color temperature	Light sources	lm
<b>/W</b> 4000K	LED 37,5W	5790lm
<b>/WW</b> 3000K	LED 37,5W	5520lm

3,00 Kg




**4577**

- .01** Bianco - *White*
- .02** Nero - *Black*
- .23** Alluminio satinato - *Satin aluminium*

Dimmerabile su richiesta  
*Dimmable on request*

Color temperature	Light sources	lm
<b>/W</b> 4000K	LED 50W	7720lm
<b>/WW</b> 3000K	LED 50W	7360lm

3,90 Kg



Codici finiture - *Finishes codes*



**.01** Bianco - *White*



**.02** Nero - *Black*



**.23** Alluminio satinato  
*Satin aluminium*

Lampade da Parete a Luce indiretta realizzate in metallo verniciato.

Disponibile in due dimensioni e in diverse finiture. Predisposta per (partendo da un solo punto luce) collegare più apparecchi.

La confezione include accessorio per cablaggio passante e dima di collegamento per le composizioni multiple.

*Wall lamps with indirect light made of painted metal.*

*Available in two sizes and different finishes.*

*Mats offers the possibility (starting from a single light point) to connect several luminaires.*

*The package includes accessory for through wiring and connection template for multiple compositions.*

*Appliques à lumière indirecte en métal peint.*

*Disponibile en deux tailles et en différentes finitions. Prédisposé pour (à partir d'un seul point de lumière) connecter plusieurs luminaires.*

*L'emballage comprend un accessoire pour le câblage traversant et un gabarit de connexion pour plusieurs compositions.*

*Apliques de luz indirecta fabricados en metal pintado. Disponible en dos tamaños y en diferentes acabados.*

*Predispuesto (partiendo de un único punto de luz) para conectar varias luminarias.*


*El paquete incluye accesorio para cableado pasante y plantilla de conexión para múltiples composiciones.*

*Wandleuchten mit indirektem Licht aus lackiertem Metall. Erhältlich in zwei Größen und verschiedenen Ausführungen. Mats bietet die Möglichkeit (ausgehend von einem einzigen Lichtpunkt) mehrere Leuchten zu verbinden. Das Paket enthält Zubehör für die Durchgangsverdrahtung und eine Anschlusschablone für mehrere Kompositionen.*

*Бра с отраженным светом из крашеного металла. Доступен в двух размерах и с различной отделкой. Коврики дают возможность (начиная с одной световой точки) подключать несколько светильников. В комплект входит аксессуар для сквозной проводки и шаблон подключения для нескольких композиций.*

# Mats



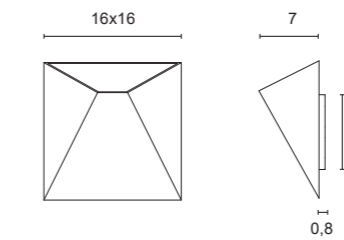


**4564**

- .01** Bianco - White
- .02** Nero - Black
- .35** Verniciato sabbia - Painted sand finishing
- .85** Verniciato argento - Painted silver finishing
- .86** Verniciato oro - Painted gold finishing
- .87** Verniciato rame - Painted copper finishing
- .88** Verniciato bronzo - Painted bronze finishing

Color temperature	Light sources	lm
<b>/W</b> 4000K	LED 6W	1073lm
<b>/WW</b> 3000K	LED 6W	1011lm
<b>/XW</b> 2700K	LED 6W	970lm

F R 0,60 Kg



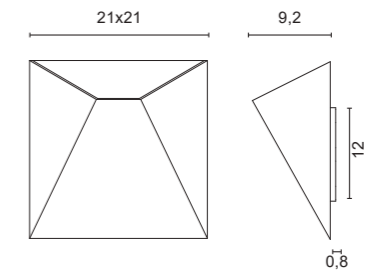
**4565**

- .01** Bianco - White
- .02** Nero - Black
- .35** Verniciato sabbia - Painted sand finishing
- .85** Verniciato argento - Painted silver finishing
- .86** Verniciato oro - Painted gold finishing
- .87** Verniciato rame - Painted copper finishing
- .88** Verniciato bronzo - Painted bronze finishing


Dimmerabile su richiesta  
Dimmable on request

Color temperature	Light sources	lm
<b>/W</b> 4000K	LED 9W	1447lm
<b>/WW</b> 3000K	LED 9W	1364lm
<b>/XW</b> 2700K	LED 9W	1309lm

F R 1,00 Kg



Codici finiture - Finishes codes



- .01** Bianco - White
- .02** Nero - Black
- .35** Verniciato sabbia  
Painted sand finishing
- .85** Verniciato argento  
Painted silver finishing
- .86** Verniciato oro  
Painted gold finishing
- .87** Verniciato rame  
Painted copper finishing
- .88** Verniciato bronzo  
Painted bronze finishing

Lampade da parete o soffitto in alluminio caratterizzate da tre forme cilindriche differenti presentate singole o doppie.

La possibilità di scelta della temperatura di colore, delle ottiche unite ad una buona emissione luminosa rendono Newton un'ottima soluzione per innumerevoli richieste sia in ambito pubblico che residenziale.

La collezione Newton si completa con le versioni a sospensione (pg. 130) e da terra (pg. 246).

*Aluminium Wall or Ceiling Lamps with three different cylindrical shapes, either in single or double version.*

*Color temperature's and optic's wide choice, combined with a performing light output, make Newton an excellent solution for different request in either public or residential installation.*

*The Newton collection is completed with the suspension (pg. 130) and floor (pg. 246) applications.*

*Appliques ou plafonniers en aluminium caractérisés par trois formes cylindriques différentes présentées simples ou doubles.*

*Le choix de la température de couleur, l'optique combinée à un bon rendement lumineux font de Newton une excellente solution pour toutes les demandes dans les environnements publics et résidentiels.*

*La collection Newton est complétée par les versions suspension (p. 130) et sol (pg. 246).*

*Lámparas de pared o techo de aluminio caracterizadas por tres formas cilíndricas diferentes presentadas simples o dobles.*

*La elección de la temperatura de color, la óptica combinada con una buena salida de luz hacen de Newton una excelente solución para muchas solicitudes en entornos públicos y residenciales.*

*La colección Newton se completa con las versiones de suspensión (pág. 130) y suelo (pág. 246).*

*Aluminium Wand- oder Deckenleuchten mit drei verschiedenen zylindrischen Formen, wahlweise in Einzel- oder Doppelausführung. Die große Auswahl an Farbtemperatur und Optik, kombiniert mit einer leistungsstarken Lichtleistung, machen Newton zu einer ausgezeichneten Lösung für unterschiedliche Anforderungen in öffentlichen oder privaten Installationen. Abgerundet wird die Newton-Kollektion durch die Applikationen Aufhängung (S. 130) und Boden (S. 246).*

*Алюминиевые настенные или потолочные светильники трех различных цилиндрических форм в одинарном или двойном исполнении. Широкий выбор цветовой температуры и оптики в сочетании с высокой светоотдачей делают Newton отличным решением для различных задач как в общественных, так и в жилых помещениях. Коллекция Newton дополнена подвесными (стр. 130) и напольными (стр. 246) Приложениями.*

# Newton




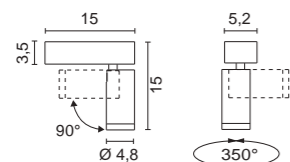


**4562**

.01	Bianco - White
.02	Nero - Black
.31	Cromato lucido - Cromed

Color temperature	Optics	Light sources	lm
<b>/W</b> 4000K	<b>/24 /38 /58</b>	LED 8,9W	1353lm
<b>/W</b> 4000K	<b>/ST</b> Satinato - Satin	LED 8,9W	1353lm
<b>/WW</b> 3000K	<b>/24 /38 /58</b>	LED 8,9W	1303lm
<b>/WW</b> 3000K	<b>/ST</b> Satinato - Satin	LED 8,9W	1303lm
<b>/XW</b> 2700K	<b>/24 /38 /58</b>	LED 8,9W	1244lm
<b>/XW</b> 2700K	<b>/ST</b> Satinato - Satin	LED 8,9W	1244lm

0,60 Kg

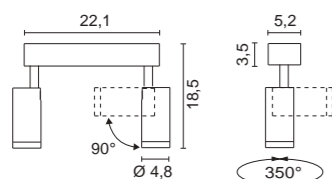


**4612**

.01	Bianco - White
.02	Nero - Black
.31	Cromato lucido - Cromed

Color temperature	Optics	Light sources	lm
<b>/W</b> 4000K	<b>/24 /38 /58</b>	LED 2x8,9W	2706lm
<b>/W</b> 4000K	<b>/ST</b> Satinato - Satin	LED 2x8,9W	2706lm
<b>/WW</b> 3000K	<b>/24 /38 /58</b>	LED 2x8,9W	2606lm
<b>/WW</b> 3000K	<b>/ST</b> Satinato - Satin	LED 2x8,9W	2606lm
<b>/XW</b> 2700K	<b>/24 /38 /58</b>	LED 2x8,9W	2488lm
<b>/XW</b> 2700K	<b>/ST</b> Satinato - Satin	LED 2x8,9W	2488lm

1,25 Kg



**Accessori - Accessories**



**0267**

Frangiluce  
Louvres

.01	Bianco - White
.02	Nero - Black

**0274**

Schermo antiabbagliamento  
Anti-glare screen

.01	Bianco - White
.02	Nero - Black

**Ottiche Disponibili - Available Optics**



**/24**

Ottica fascio stretto per luce d'accento
Narrow beam optic for accent lighting

**/38**

Ottica fascio medio
Medium beam optic

**/58**

Ottica fascio largo
Wide beam optic

**/ST**

Ottica fascio diffuso per illuminazione generale
Diffused light optic for general lighting



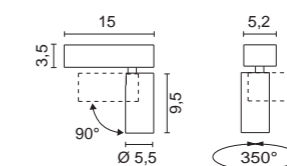
**4618**

.01	Bianco - White
.02	Nero - Black

Light sources  
GU10 LED

7W 2700K 580lm (art. 0094/16 /W)
7W 3000K 600lm (art. 0094/16 /WW)
7W 4000K 630lm (art. 0094/16 /XW)

0,50 Kg



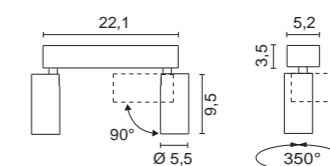
**4619**

.01	Bianco - White
.02	Nero - Black

Light sources  
GU10 LED

2x7W 2700K 580lm (art. 0094/16 /W)
2x7W 3000K 600lm (art. 0094/16 /WW)
2x7W 4000K 630lm (art. 0094/16 /XW)

0,80 Kg





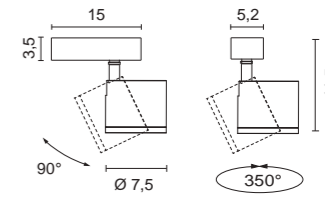
**4611**

- .01 Bianco - White
- .02 Nero - Black
- .31 Cromato lucido - Cromed

Color temperature	Optics	Light sources	lm
/W 4000K	/13 /40	LED 8,9W	1353lm
/W 4000K	/ST Satinato - Satin	LED 8,9W	1353lm
/WW 3000K	/13 /40	LED 8,9W	1303lm
/WW 3000K	/ST Satinato - Satin	LED 8,9W	1303lm
/XW 2700K	/13 /40	LED 8,9W	1244lm
/XW 2700K	/ST Satinato - Satin	LED 8,9W	1244lm



0,60 Kg



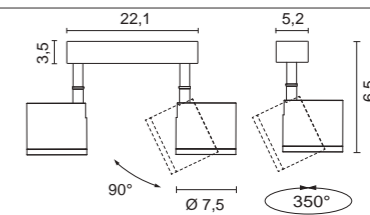
**4614**

- .01 Bianco - White
- .02 Nero - Black
- .31 Cromato lucido - Cromed

Color temperature	Optics	Light sources	lm
/W 4000K	/13 /40	LED 2x8,9W	2706lm
/W 4000K	/ST Satinato - Satin	LED 2x8,9W	2706lm
/WW 3000K	/13 /40	LED 2x8,9W	2606lm
/WW 3000K	/ST Satinato - Satin	LED 2x8,9W	2606lm
/XW 2700K	/13 /40	LED 2x8,9W	2488lm
/XW 2700K	/ST Satinato - Satin	LED 2x8,9W	2488lm



1,25 Kg




**Accessori - Accessories**



**0264**

- Parabola decorativa  
Decorative parabolic reflector
- .01 Bianco - White
  - .02 Nero - Black

**Ottiche Disponibili - Available Optics**



**/13**  
Ottica fascio stretto per luce d'accento  
Narrow beam optic for accent lighting



**/40**  
Ottica fascio largo  
Wide beam optic



**/ST**  
Ottica fascio diffuso per illuminazione generale  
Diffused light optic for general lighting

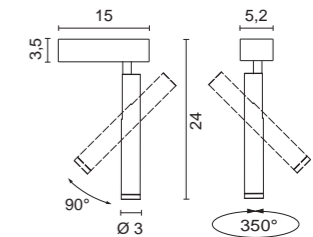


**4610**

- .01 Bianco - White
- .02 Nero - Black
- .31 Cromato lucido - Cromed

Color temperature	Optics	Light sources	lm
/W 4000K	/35 /48 /63	LED 8,9W	1353lm
/W 4000K	/ST Satinato - Satin	LED 8,9W	1353lm
/WW 3000K	/35 /48 /63	LED 8,9W	1303lm
/WW 3000K	/ST Satinato - Satin	LED 8,9W	1303lm
/XW 2700K	/35 /48 /63	LED 8,9W	1244lm
/XW 2700K	/ST Satinato - Satin	LED 8,9W	1244lm

0,60 Kg

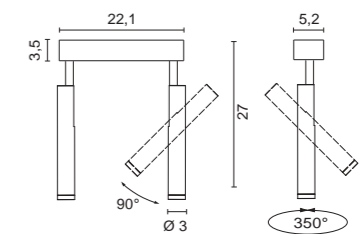


**4613**

- .01 Bianco - White
- .02 Nero - Black
- .31 Cromato lucido - Cromed

Color temperature	Optics	Light sources	lm
/W 4000K	/35 /48 /63	LED 2x8,9W	2706lm
/W 4000K	/ST Satinato - Satin	LED 2x8,9W	2706lm
/WW 3000K	/35 /48 /63	LED 2x8,9W	2606lm
/WW 3000K	/ST Satinato - Satin	LED 2x8,9W	2606lm
/XW 2700K	/35 /48 /63	LED 2x8,9W	2488lm
/XW 2700K	/ST Satinato - Satin	LED 2x8,9W	2488lm

1,25 Kg




**Accessori - Accessories**



**0265**

- Diffusore in vetro Pyrex sabbato  
Sand blasted Pyrex glass diffuser
- .01 Ghiera bianca - White ferrule
  - .02 Ghiera nera - Black ferrule

**Ottiche Disponibili - Available Optics**



- /35**  
Ottica fascio stretto per luce d'accento  
Narrow beam optic for accent lighting
- /48**  
Ottica fascio medio  
Medium beam optic
- /63**  
Ottica fascio largo  
Wide beam optic
- /ST**  
Ottica fascio diffuso per illuminazione generale  
Diffused light optic for general lighting

Lampade a plafone di facile installazione caratterizzate dallo spessore dell'alluminio. Disponibili in due lunghezze e in diverse finiture.

Easy to install ceiling lamps characterized by the thickness of the aluminum. Available in two lengths and in different finishes.


Plafonniers faciles à installer caractérisés par l'épaisseur de l'aluminium. Disponible en deux longueurs et en différentes finitions.

Plafones de fácil instalación caracterizados por el espesor del aluminio. Disponible en dos longitudes y en diferentes acabados.

Einfach zu installierende Deckenleuchten, die sich durch die Dicke des Aluminiums auszeichnen. Erhältlich in zwei Längen und in verschiedenen Ausführungen.

Простые в установке потолочные светильники характеризуются толщиной алюминия. Доступен в двух вариантах длины и с различной отделкой.

# Egokube



Nero foglia oro  
Black gold leaf

Nero foglia rame  
Black copper leaf



## 5664

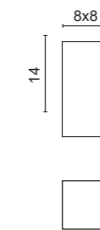
- .01 Bianco - White
- .02 Nero - Black
- .35 Verniciato sabbia - Painted sand finishing
- .02.28 Nero / interno foglia rame - Out black / in copper leaf
- .02.29 Nero / interno foglia oro - Out black / in gold leaf

### Light sources

- GU10 LED
- 7W 2700K 580lm (art. 0094/XW)
- 7W 3000K 600lm (art. 0094/WW)
- 7W 4000K 630lm (art. 0094/W)

- 7W 2700K 510lm (art. 0104/XW) Dim
- 7W 3000K 530lm (art. 0104/WW) Dim
- 7W 4000K 550lm (art. 0104/W) Dim

0,30 Kg



## 5665

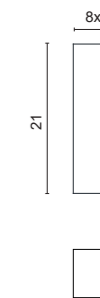
- .01 Bianco - White
- .02 Nero - Black
- .35 Verniciato sabbia - Painted sand finishing
- .02.28 Nero / interno foglia rame - Out black / in copper leaf
- .02.29 Nero / interno foglia oro - Out black / in gold leaf

### Light sources

- GU10 LED
- 7W 2700K 580lm (art. 0094/XW)
- 7W 3000K 600lm (art. 0094/WW)
- 7W 4000K 630lm (art. 0094/W)

- 7W 2700K 510lm (art. 0104/XW) Dim
- 7W 3000K 530lm (art. 0104/WW) Dim
- 7W 4000K 550lm (art. 0104/W) Dim

0,40 Kg



### Codici finiture - Finishes codes



.01 Bianco - White

.02 Nero - Black

.35 Sabbia - Sand

.02.28 Nero foglia rame  
Black copper leaf

.02.29 Nero foglia oro  
Black gold leaf

Lampade a plafone di facile installazione caratterizzate dallo spessore dell'alluminio e dall'assenza di viti.

La forma a taglio la rende ideale per creare un semplice effetto wall-washer.

*Easy-to-install ceiling lamps characterized by the thickness of the aluminum and the absence of screws.*

*The cut shape makes it ideal for creating a simple wall-washer effect.*

*Plafonniers faciles à installer caractérisés par l'épaisseur de l'aluminium et l'absence de vis. La forme découpée le rend idéal pour créer un simple effet wall-washer.*

*Plafones de fácil instalación caracterizados por el espesor del aluminio y falta de tornillos. La forma cortada lo hace ideal para crear un efecto simple de bañador de pared.*

*Einfach zu installierende Deckenleuchten, die sich durch die Dicke des Aluminiums und das Fehlen von Schrauben auszeichnen. Die Schnittform macht es ideal für einen einfachen Wallwasher-Effekt.*

*Простые в установке потолочные светильники, отличающиеся толщиной алюминия и отсутствием винтов. Форма среза делает его идеальным для создания простого эффекта омывания стен.*

# Cut



**5662**

.01	Bianco - White
.02	Nero - Black

Light sources  
 GU10 LED  
 7W 2700K 580lm (art. 0094/XW)  
 7W 3000K 600lm (art. 0094/WW)  
 7W 4000K 630lm (art. 0094/WW)


7W 2700K 510lm (art. 0104/XW)	Dim
7W 3000K 530lm (art. 0104/WW)	Dim
7W 4000K 550lm (art. 0104/WW)	Dim

0,35 Kg

Codici finiture - Finishes codes



.01 Bianco - White .02 Nero - Black



Lampade a plafone di facile installazione caratterizzate dallo spessore dell'alluminio e dall'assenza di viti.

Disponibili in due lunghezze e in diverse finiture.

La collezione Egotube si completa con la versione a sospensione (pg. 212).

*Easy-to-install ceiling lamps characterized by the thickness of the aluminum and the absence of screws.*

*Available in two lengths and in different finishes.*

*The Egotube collection is completed with the suspension application (pg. 212).*

*Plafonniers faciles à installer caractérisés par l'épaisseur de l'aluminium et l'absence de vis. Disponible en deux longueurs et en différentes finitions.*

*La collection Egotube est complétée par la version suspension (p. 212).*

*Plafones de fácil instalación caracterizados por el grosor del aluminio y la falta de tornillos. Disponible en dos longitudes y en diferentes acabados.*

*La colección Egotube se completa con la versión de suspensión (pág. 212).*

*Einfach zu installierende Deckenleuchten, die sich durch die Dicke des Aluminiums und das Fehlen von Schrauben auszeichnen. Erhältlich in zwei Längen und in verschiedenen Ausführungen. Abgerundet wird die Egotube-Kollektion mit der Aufhängungsapplikation (S. 212).*

*Простые в установке потолочные светильники, отличающиеся толщиной алюминия и отсутствием винтов. Доступен в двух вариантах длины и с различной отделкой. Коллекция Egotube дополняется приложением о приостановке (стр. 212).*

# Egotube



Nero foglia rame  
Black copper leaf

Nero foglia oro  
Black gold leaf



## 5660

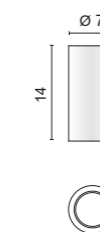
- .01 Bianco - White
- .02 Nero - Black
- .35 Verniciato sabbia - Painted sand finishing
- .02.28 Nero / interno foglia rame - Out black / in copper leaf
- .02.29 Nero / interno foglia oro - Out black / in gold leaf
- .31.01 Cromato / interno bianco - Out chromed / in white

### Light sources

- GU10 LED
- 7W 2700K 580lm (art. 0094/XW)
- 7W 3000K 600lm (art. 0094/WW)
- 7W 4000K 630lm (art. 0094/W)

- 7W 2700K 510lm (art. 0104/XW) Dim
- 7W 3000K 530lm (art. 0104/WW) Dim
- 7W 4000K 550lm (art. 0104/W) Dim

0,30 Kg



## 5661

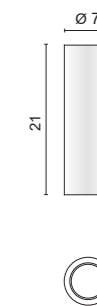
- .01 Bianco - White
- .02 Nero - Black
- .35 Verniciato sabbia - Painted sand finishing
- .02.28 Nero / interno foglia rame - Out black / in copper leaf
- .02.29 Nero / interno foglia oro - Out black / in gold leaf
- .31.01 Cromato / interno bianco - Out chromed / in white

### Light sources

- GU10 LED
- 7W 2700K 580lm (art. 0094/XW)
- 7W 3000K 600lm (art. 0094/WW)
- 7W 4000K 630lm (art. 0094/W)

- 7W 2700K 510lm (art. 0104/XW) Dim
- 7W 3000K 530lm (art. 0104/WW) Dim
- 7W 4000K 550lm (art. 0104/W) Dim

0,40 Kg



### Codici finiture - Finishes codes



.01 Bianco - White    .02 Nero - Black    .35 Sabbia - Sand    .02.28 Nero foglia rame - Black copper leaf    .02.29 Nero foglia oro - Black gold leaf    .31.01 Cromato - Bianco - Chromed, in white

Lampade da parete orientabili, in alluminio e ottone. Disponibili in ottone dorato 24K, cromo e nickel.

*Adjustable wall lamps in aluminum and brass. Available in 24K gold, nickel matt or chromed finish.*

*Appliques orientables en aluminium et laiton. Disponibles en finition doré 24K, chromé ou nickel mat.*

*Verstellbare Wandleuchten aus Aluminium und Messing. Ausführung Gold 24 K, Chrom und Nickel.*

*Appliques orientables en latón y aluminio. Disponibles en acabado dorado 24K, cromo y níquel.*

*Поворотный настенный светильник в алюминии и латуни. Позолоченный 24к, хромированный или никелированный.*

# Ikon Ikon maxi



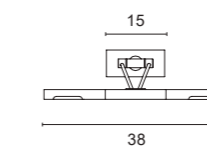
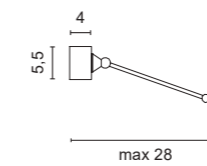


**4504**

- .21** Dorato lucido - *Shiny golded*
- .31** Cromato lucido - *Shiny Chromed*
- .32** Nickel satinato - *Nickel mat*

Color temperature	Light sources	lm
<b>/WW</b> 3000K	LED 5W	910lm
<b>/XW</b> 2700K	LED 5W	850lm

0,70 Kg

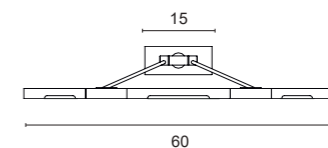
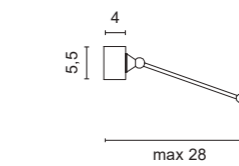


**4595**

- .21** Dorato lucido - *Shiny golded*
- .31** Cromato lucido - *Shiny Chromed*
- .32** Nickel satinato - *Nickel mat*

Color temperature	Light sources	lm
<b>/WW</b> 3000K	LED 7,5W	1320lm
<b>/XW</b> 2700K	LED 7,5W	1250lm

1,10 Kg





Lampade orientabile da soffitto caratterizzate da una forma essenziale e pura.

La sorgente arretrata garantisce una luce d'accento ben definita e confortevole.

L'alimentatore integrato nella struttura semplifica l'installazione.

La collezione si completa con la versione a sospensione Stick (pg.118).

*Adjustable ceiling lamps characterized by a minimal design.*

*The retro fit source guarantees a well-defined and comfortable accent light.*

*The built in power supply simplifies installation.*

*The collection is completed with the Stick suspension application (pg.118).*

*Plafonniers orientables caractérisés par une forme essentielle et pure.*

*La source en retrait garantit une lumière d'accentuation bien définie et confortable.*

*L'alimentation électrique intégrée à la structure simplifie l'installation.*

*La collection est complétée par la version suspension Stick (p.118).*

Lámparas de techo orientables caracterizadas por una forma esencial y pura.

La fuente hacia atrás garantiza una luz de acento bien definida y cómoda.

La fuente de alimentación integrada en la estructura simplifica la instalación.

La colección se completa con la versión Stick de suspensión (pág.118).

*Verstellbare Deckenleuchten mit minimalistischem Design.*

*Die Retrofit-Quelle garantiert ein gut definiertes und angenehmes Akzentlicht.*

*Das eingebaute Netzteil vereinfacht die Installation.*

*Abgerundet wird die Kollektion mit der Stick-Aufhängungsanwendung (S.118).*


Регулируемые потолочные светильники отличаются минималистичным дизайном.

Источник света в стиле ретро гарантирует четко очерченный и удобный акцентный свет.

Встроенный блок питания упрощает установку.

Завершает сборку приложение Stick Suspension (стр.118).

# Joystick





**5587**

<b>.01</b>	Bianco - White
<b>.02</b>	Nero - Black
<b>.21</b>	Dorato lucido - Shiny golded
<b>.25</b>	Dorato satinato - Golded satin

Color temperature	Optics	Light sources	lm
<b>/W</b> 4000K	<b>/48</b>	LED 6,1W	975lm
<b>/W</b> 4000K	<b>/ST</b> Satinato - Satin	LED 6,1W	975lm
<b>/WW</b> 3000K	<b>/48</b>	LED 6,1W	939lm
<b>/WW</b> 3000K	<b>/ST</b> Satinato - Satin	LED 6,1W	939lm
<b>/XW</b> 2700K	<b>/48</b>	LED 6,1W	896lm
<b>/XW</b> 2700K	<b>/ST</b> Satinato - Satin	LED 6,1W	896lm

0,90 Kg

**5588**

<b>.01</b>	Bianco - White
<b>.02</b>	Nero - Black
<b>.21</b>	Dorato lucido - Shiny golded
<b>.25</b>	Dorato satinato - Golded satin

Color temperature	Optics	Light sources	lm
<b>/W</b> 4000K	<b>/48</b>	LED 6,1W	975lm
<b>/W</b> 4000K	<b>/ST</b> Satinato - Satin	LED 6,1W	975lm
<b>/WW</b> 3000K	<b>/48</b>	LED 6,1W	939lm
<b>/WW</b> 3000K	<b>/ST</b> Satinato - Satin	LED 6,1W	939lm
<b>/XW</b> 2700K	<b>/48</b>	LED 6,1W	896lm
<b>/XW</b> 2700K	<b>/ST</b> Satinato - Satin	LED 6,1W	896lm

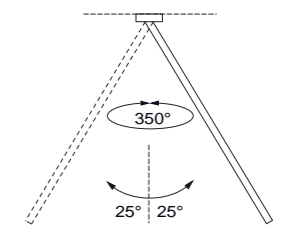
1,00 Kg

**5589**

<b>.01</b>	Bianco - White
<b>.02</b>	Nero - Black
<b>.21</b>	Dorato lucido - Shiny golded
<b>.25</b>	Dorato satinato - Golded satin

Color temperature	Optics	Light sources	lm
<b>/W</b> 4000K	<b>/48</b>	LED 6,1W	975lm
<b>/W</b> 4000K	<b>/ST</b> Satinato - Satin	LED 6,1W	975lm
<b>/WW</b> 3000K	<b>/48</b>	LED 6,1W	939lm
<b>/WW</b> 3000K	<b>/ST</b> Satinato - Satin	LED 6,1W	939lm
<b>/XW</b> 2700K	<b>/48</b>	LED 6,1W	896lm
<b>/XW</b> 2700K	<b>/ST</b> Satinato - Satin	LED 6,1W	896lm

1,10 Kg



Codici finiture - Finishes codes



Lampade a plafone o incasso in alluminio a struttura conica disponibile in due altezze.  
La forma caratterizza l'emissione della Luce creando coni luminosi d'effetto.  
La sorgente è arretrata e non abbagliante.

Conical structure aluminum ceiling or recessed lamps available in two heights.  
The shape allows the emission of light by creating effect light cones.  
The source is retro fit avoiding glaring.

Plafonniers à structure conique en aluminium ou lampes encastrées disponibles en deux hauteurs.  
La forme caractérise l'émission de lumière en créant des cônes lumineux à effet.

La source est en retrait et non éblouissante.  
Lámparas de techo o empotrables de estructura cónica de aluminio disponibles en dos alturas.  
La forma caracteriza la emisión de luz creando efectos de conos de luz.  
La fuente está retrasada y no es deslumbrante.

Decken- oder Einbauleuchten aus Aluminium mit konischer Struktur in zwei Höhen erhältlich.  
Die Form ermöglicht die Emission von Licht durch die Bildung von Effeklichtkegeln. Die Quelle ist nachgerüstet, um Blendung zu vermeiden.

Алюминиевые потолочные светильники с конической структурой или встраиваемые светильники двух высот.  
Форма позволяет излучать свет, создавая эффект световых конусов.  
Источник выполнен в стиле ретро, избегая слепящего взгляда.

# Marte



5651.02 + 0923



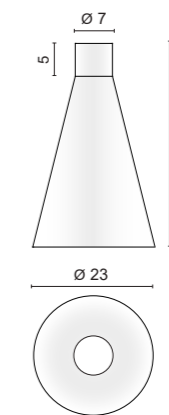
## 5651

.01 Bianco - White  
.02 Nero - Black

### Light sources

E 27 LED  
12W 2700K 1800lm (art. 0109/12/XW)  
12W 4000K 1800lm (art. 0109/12/W)  
15W 2700K 2200lm (art. 0109/15/XW)  
15W 4000K 2200lm (art. 0109/15/W)

0,85 Kg



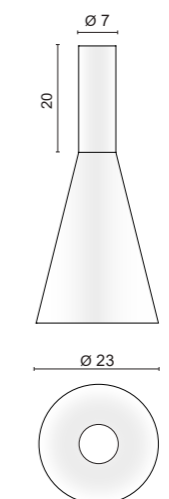
## 5652

.01 Bianco - White  
.02 Nero - Black

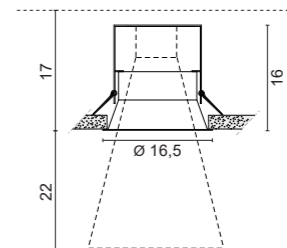
### Light sources

E 27 LED  
12W 2700K 1800lm (art. 0109/12/XW)  
12W 4000K 1800lm (art. 0109/12/W)  
15W 2700K 2200lm (art. 0109/15/XW)  
15W 4000K 2200lm (art. 0109/15/W)

1,00 Kg



### Accessori - Accessories



## 0923

Incasso per cartongesso  
Incasso per cartongesso


.01 Bianco - White

15,2 cm

5651 + 0923



### Codici finiture - Finishes codes



.01 Bianco - White

.02 Nero - Black

design Mati - 2020

Lampade a plafone realizzata e caratterizzata da due coni di alluminio.  
Saturno è predisposta per lampadina E27LED Globo diametro 12,5 cm.

*Ceiling lamps made and characterized by two aluminum cones.  
Saturno is designed for an E27LED Globe bulb with a diameter of 12.5 cm.*

*Plafonniers fabriqués et caractérisés par deux cônes en aluminium.  
Saturno est conçu pour une ampoule Globe E27LED d'un diamètre de 12,5 cm.*

*Lámparas de techo fabricadas y caracterizadas por dos conos de aluminio.  
Saturno está diseñado para una bombilla E27LED Globo con un diámetro de 12,5 cm.*

*Deckenleuchten hergestellt und gekennzeichnet durch zwei Aluminiumkegel.  
Saturno ist für eine E27LED Globe Glühbirne mit einem Durchmesser von 12,5 cm ausgelegt.*

*Потолочные светильники выполнены и характеризуются двумя алюминиевыми конусами. Saturno разработан для лампы E27LED Globo диаметром 12,5 см.*

# Saturno



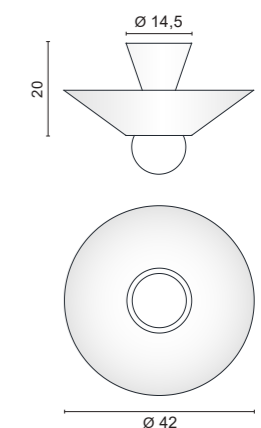
**5655**

- .01** Bianco - White
- .02.01** Nero/Bianco - Black/White

*Light sources*

- E 27 LED
- 11W 2700K 1521lm (art. 0106/TR)
- 11W 2700K 1521lm (art. 0106/ML)

**F** 1,00 Kg



Codici finiture - Finishes codes



**.01** Bianco - White

**.02.01** Nero/Bianco  
Black/White

Lampade a plafone di grande dimensione realizzata in alluminio tornito.  
Lampada con attacco E27 e sorgente proposta in tre tipologie per differenti effetti di luce.

Large ceiling lamps made of turned aluminum.  
Lamp with E27 socket and three different lamp sources to achieve different light effects.

Grands plafonniers en aluminium tourné.  
Lampe avec douille E27 et source proposée en trois types pour différents effets lumineux

Grandes plafones fabricados en aluminio torneado.  
Lámpara con casquillo E27 y fuente propuesta en tres tipos para diferentes efectos de luz

Große Deckenleuchten aus gedrehtem Aluminium. Lampe mit E27-Fassung und drei verschiedenen Lampenquellen, um unterschiedliche Lichteffekte zu erzielen.

Большие потолочные светильники из точеного алюминия. Лампа с цоколем E27 и тремя разными источниками света для достижения разных световых эффектов.

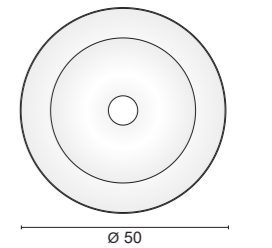
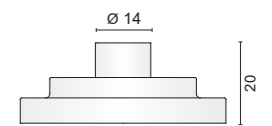
# Urano



### 5654

- .01** Bianco - White
- .02** Nero - Black
- .35** Verniciato sabbia - Painted sand finishing

- Light sources
- E 27 LED
  - 11W 2700K 1521lm (art. 0106/TR)
  - 11W 2700K 1521lm (art. 0106/ML)



1,60 Kg

Codici finiture - Finishes codes




**.01** Bianco - White



**.02** Nero - Black



**.35** Sabbia - Sand



Lampada da parete a luce indiretta dalla forma elegante ed essenziale realizzata in alluminio verniciato. Il disegno si ispira al calice per la degustazione del cognac o del brandy. Il portalampana E27 garantisce la possibilità di scegliere per Baloon la quantità di luce desiderata. La sua semplicità formale è perfetta per adattarsi a qualsiasi ambiente classico o moderno, pubblico o privato ed a qualsiasi stile. La collezione Baloon si completa con le versioni da terra (pg. 244) e a sospensione (pg. 198).

*Indirect light wall lamp with an elegant and essential shape made of painted aluminum. The design is inspired by the glass for tasting cognac or brandy. The E27 lamp holder guarantees the possibility to choose the desired amount of light for Baloon. Minimal design matches to any classic or modern environment, public or private and to any style. The Baloon collection is completed with the floor (pg. 244) And suspension (pg. 198) applications.*

*Applique à lumière indirecte avec une forme élégante et essentielle en aluminium peint. Le design s'inspire du verre de dégustation de cognac ou de brandy. La douille E27 garantit la possibilité de choisir la quantité de lumière souhaitée pour Baloon. Sa simplicité formelle est parfaite pour s'adapter à n'importe quel environnement classique ou moderne, public ou privé et à n'importe quel style. La collection Baloon est complétée par les versions sol (p. 244) et suspension (p. 198).*

*Aplique de pared de luz indirecta de forma elegante y esencial fabricado en aluminio pintado. El diseño está inspirado en la copa para degustar coñac o brandy. El portámparas E27 garantiza la posibilidad de elegir la cantidad de luz deseada para Baloon. Su sencillez formal es perfecta para adaptarse a cualquier ambiente clásico o moderno, público o privado y a cualquier estilo. La colección Baloon se completa con las versiones de suelo (pág. 244) y suspensión (pág. 198).*

*Indirektlicht Wandleuchte mit einer eleganten und essentiellen Form aus lackiertem Aluminium. Das Design ist vom Glas zum Verkosten von Cognac oder Brandy inspiriert. Die E27-Lampenfassung garantiert die Möglichkeit, die gewünschte Lichtmenge für Baloon zu wählen. Minimales Design passt zu jeder klassischen oder modernen Umgebung, öffentlich oder privat und zu jedem Stil. Abgerundet wird die Baloon-Kollektion durch die Applikationen Boden (S. 244) und Aufhängung (S. 198).*

*Настенный светильник отраженного света элегантно и простой формы из окрашенного алюминия. Дизайн вдохновлен бокалом для дегустации коньяка или бренда. Патрон E27 гарантирует возможность выбора желаемого количества света для Baloon. Минималистичный дизайн подходит к любой классической или современной обстановке, общественной или частной и к любому стилю. Коллекция Baloon дополняется напольными (стр. 244) И подвесными (стр. 198) Аппликациями.*



# Baloon



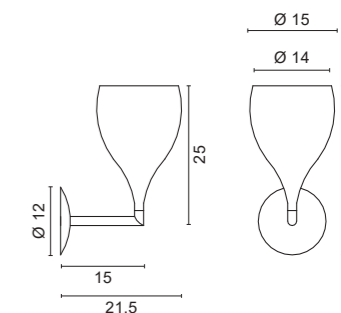
**4524**

.01 Bianco - White

Light sources

- E27 LED
- 12W 2700K 1800lm (art. 0109/12XW)
- 12W 4000K 1800lm (art. 0109/12W)
- 15W 2700K 2200lm (art. 0109/15XW)
- 15W 4000K 2200lm (art. 0109/15W)

▽ 2,40 Kg



Lampada a Parete a Luce indiretta realizzata in alluminio verniciato con diffusore in metacrilato satinato.

Le forme minimali, risultato di un'estrema ricerca geometrica, ben si adattano a qualsiasi ambiente, sia pubblico che privato.

Disponibile anche versione dimmerabile. La collezione Bureau si completa con le versioni da terra (pg. 240) e sospensione (pg.164).

Wall lamp with indirect light made of painted aluminum with satin methacrylate diffuser.

The minimal shapes, result of extreme geometric research, are suitable for any environment, either public or private.

Dimmable version also available.

The Bureau collection is completed with floor (pg. 240) and suspended (pg. 164) applications.

Applique à lumière indirecte en aluminium peint avec diffuseur en méthacrylate satiné. Les formes minimales, résultat d'une recherche géométrique extrême, s'adaptent bien à tout environnement, tant public que privé. Version à intensité variable également disponible.

La collection Bureau est complétée par les versions au sol (p. 240) et à suspension (p.164).

Applique de pared de luz indirecta fabricado en aluminio pintado con difusor de metacrilato satinado.

Las formas mínimas, resultado de una investigación geométrica extrema, se adaptan bien a cualquier entorno, tanto público como privado. También disponible en versión regulable. La colección Bureau se completa con las versiones de suelo (pág. 240) y suspensión (pág. 164).

Wandleuchte mit indirektem Licht aus lackiertem Aluminium mit Diffusor aus satinierendem Methacrylat. Die minimalen Formen, das Ergebnis einer extremen geometrischen Forschung, eignen sich für jede öffentliche oder private Umgebung. Auch dimmbare Version erhältlich. Die Sammlung des Bureaus wird durch Boden- (S. 240) und schwebende (S.164) Anwendungen vervollständigt.

Настенный светильник отраженного света из крашеного алюминия с рассеивателем из сатирированного метакрилата. Минимальные формы, результат экстремальных геометрических исследований, подходят для любой среды, как общественной, так и частной. Также доступна версия с регулируемой яркостью. Коллекция Бюро дополняется напольными (стр. 240) и приставочными (стр. 164) Приложениями.

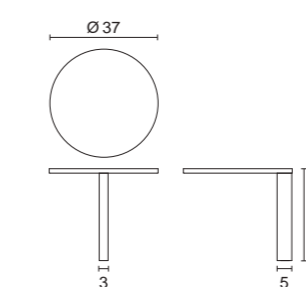
# Bureau



## 4587

- .01 Bianco - White
- .02 Nero - Black
- .05 Rosso - Red

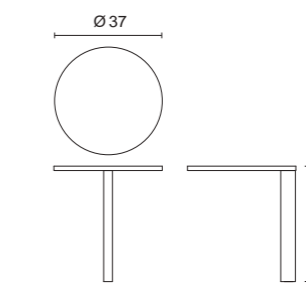
Color temperature	Light sources	lm
<b>/W</b> 4000K	LED 25,3W	4080lm
<b>/WW</b> 3000K	LED 25,3W	3880lm
<b>/XW</b> 2700K	LED 25,3W	3720lm



## 4588 DIM

- .01 Bianco - White
- .02 Nero - Black
- .05 Rosso - Red

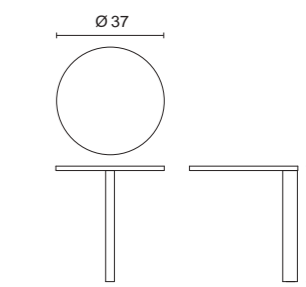
Color temperature	Light sources	lm
<b>/W/DIM</b> 4000K	LED 25,3W	4080lm
<b>/WW/DIM</b> 3000K	LED 25,3W	3880lm
<b>/XW/DIM</b> 2700K	LED 25,3W	3720lm



## 4588 DIM DALI

- .01 Bianco - White
- .02 Nero - Black
- .05 Rosso - Red

Color temperature	Light sources	lm
<b>/W/DALI</b> 4000K	LED 25,3W	4080lm
<b>/WW/DALI</b> 3000K	LED 25,3W	3880lm
<b>/XW/DALI</b> 2700K	LED 25,3W	3720lm



Lampada da soffitto con paralume in tessuto PVC autoestinguento. Struttura in alluminio e diffusore interno in polycarbonato opalino. Disponibile in tre dimensioni. La tecnologia LED asseconda il disegno circolare della lampada e la Luce modella ed esalta la forma conferendole un sorprendente aspetto di anello luminoso intorno ad un vuoto centrale. La collezione Radar si completa con la versione a sospensione (pg.156).

*Ceiling lamp with lampshade in self-extinguishing PVC fabric. Aluminum structure and internal opal polycarbonate diffuser. Available in three sizes. The LED technology indulges the circular design of the lamp, meanwhile light beam moulds and enhances the shape, ending in an amazing and luminous ring around a central void. The Radar collection is completed with the suspended application (pg.156).*

*Plafonnier avec abat-jour en tissu PVC auto-extinguible. Structure en aluminium et diffuseur interne en polycarbonate opale. Disponible en trois tailles. La technologie LED soutient le design circulaire de la lampe et des modèles Light et rehausse la forme en lui donnant un aspect surprenant d'anneau lumineux autour d'un vide central. La collection Radar est complétée par la version suspension (p.156).*

*Lámpara de techo con pantalla en tejido PVC autoextinguible. Estructura de aluminio y difusor interno de polycarbonato opal. Disponible en tres tamaños. La tecnología LED apoya el diseño circular de la lámpara y los modelos Light y realiza la forma dándole una apariencia sorprendente de anillo luminoso alrededor de un vacío central. La colección Radar se completa con la versión de suspensión (pág.156).*

*Deckenleuchte mit Lampenschirm aus selbstverlöschendem PVC-Gewebe. Aluminiumstruktur und interner Diffusor aus opalem Polycarbonat. Erhältlich in drei Größen. Die LED-Technologie verwöhnt das kreisförmige Design der Lampe, während der Lichtstrahl die Form formt und verbessert und in einem erstaunlichen und leuchtenden Ring um einen zentralen Hohlraum endet. Die Radarsammlung wird mit der ausgesetzten Anwendung (S.156) vervollständigt.*

*Потолочный светильник с абажуром из самозатухающей ткани ПВХ. Алюминиевая конструкция и внутренний диффузор из опалового поликарбоната. Доступен в трех размерах. Светодиодная технология обеспечивает круглый дизайн лампы, в то время как световой луч формирует и улучшает форму, заканчиваясь удивительным светящимся кольцом вокруг центральной пустоты. Коллекция Radar дополняется при установленном приложении (стр.156).*

# Radar



.02.01 Nero / interno bianco - Out black / in white



.02.21 Nero / interno dorato lucido - Out black / in shiny gold



.01 Bianco / interno bianco - Out white / in white

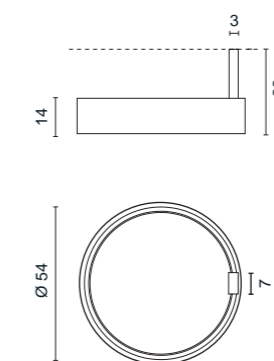
## 5607

- .01 Bianco - White
- .02.01 Nero / interno bianco - Out black / in white
- .02.21 Nero / interno dorato lucido - Out black / in shiny gold

Color temperature	Light sources	lm
<b>/W</b> 4000K	LED 27W CRI>90	3390lm
<b>/WW</b> 3000K	LED 27W CRI>90	3030lm
<b>/XW</b> 2700K	LED 27W CRI>90	2835lm



1,80 Kg



## 5608

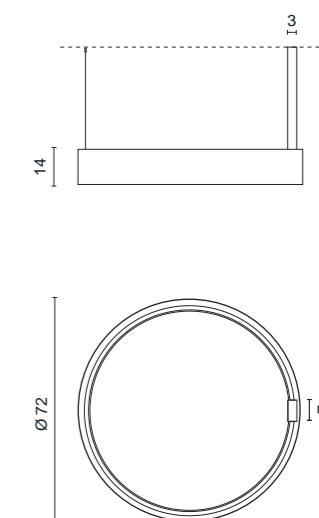
- .01 Bianco - White
- .02.01 Nero / interno bianco - Out black / in white
- .02.21 Nero / interno dorato lucido - Out black / in shiny gold

Dimmerabile su richiesta  
Dimmable on request

Color temperature	Light sources	lm
<b>/W</b> 4000K	LED 37,8W CRI>90	4746lm
<b>/WW</b> 3000K	LED 37,8W CRI>90	4242lm
<b>/XW</b> 2700K	LED 37,8W CRI>90	3969lm



3,70 Kg





Lampada da soffitto con paralume in pongé di seta plissettato.  
Struttura in alluminio e diffusore interno in policarbonato opalino.  
La collezione Charme si completa con la versione a sospensione (pg. 160).

*Ceiling lamp with lampshade in pleated silk pongé.  
Aluminum structure and internal opal polycarbonate diffuser.  
The Charme collection is completed with the suspended application (pg. 160).*


*Plafonnier avec abat-jour en pongé de soie plissé.  
Structure en aluminium et diffuseur interne en polycarbonate opale.  
La collection Charme est complétée par la version suspension (p. 160).*

*Lámpara de techo con pantalla en plisado de seda pongé.  
Estructura de aluminio y difusor interno de policarbonato opal.  
La colección Charme se completa con la versión suspensión (pág. 160).*

*Deckenleuchte mit Lampenschirm aus plisziertem Seidenpongé. Aluminiumstruktur und interner Diffusor aus opalem Polycarbonat. Abgerundet wird die Charme-Kollektion mit der ausgesetzten Anwendung (S. 160).*

*Потолочный светильник с абажуром из плиссированного шелкового понге. Алюминиевая конструкция и внутренний диффузор из опалового поликарбоната. Коллекция Charme дополняется приостановленным приложением (стр. 160).*

# Charme



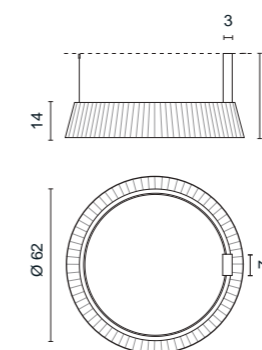
## 5610

.01 Bianco - White

Color temperature	Light sources	lm
<b>/W</b> 4000K	LED 27W CRI>90	3390lm
<b>/WW</b> 3000K	LED 27W CRI>90	3030lm
<b>/XW</b> 2700K	LED 27W CRI>90	2835lm



1,80 Kg



## 5611

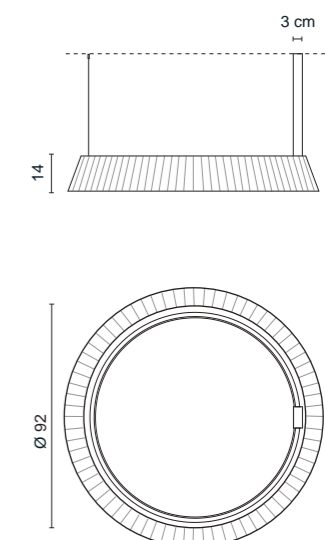
.01 Bianco - White

Dimmerabile su richiesta  
Dimmable on request

Color temperature	Light sources	lm
<b>/W</b> 4000K	LED 37,8W CRI>90	4746lm
<b>/WW</b> 3000K	LED 37,8W CRI>90	4242lm
<b>/XW</b> 2700K	LED 37,8W CRI>90	3969lm



3,80 Kg



Lampade a soffitto a luce diffusa. Il corpo è realizzato in trafilata di alluminio saldata con diffusore in metacrilato satinato.

Il circuito LED ad alta efficienza e il driver sono integrati nella struttura della lampada. RAIL QUADRA è pensata come un'unica grande cornice, un percorso chiuso di luce che definisce e sottolinea lo spazio sottostante. Dal disegno moderno è adatta per illuminare tavoli da pranzo, scrivanie e ambienti ufficio. A richiesta può essere fornita in versione dimmerabile o con altre potenze.

*Diffused light ceiling lamps. The body is made of welded aluminum extrusion with satin methacrylate diffuser. The high efficiency LED circuit and the drivers are integrated into the lamp structure. RAIL QUADRA is conceived as a single large frame, a closed path of light that defines and emphasizes the space below. With a modern design it is suitable for lighting dining tables, desks and office environments. On request it can be supplied in a dimmable version or with other powers.*

*Plafonniers à lumière diffuse. Le corps est en aluminium extrudé soudé avec diffuseur en méthacrylate satiné. Le circuit LED à haute efficacité et les pilotes sont intégrés dans la structure de la lampe. RAIL QUADRA est conçu comme un seul grand cadre, un chemin de lumière fermé qui définit et met l'accent sur l'espace en dessous. Avec un design moderne, il convient à l'éclairage des tables à manger, des bureaux et des environnements de bureau. Sur demande, il peut être fourni en version dimmable ou avec d'autres puissances.*

*Plafones de luz difusa. El cuerpo está fabricado en extrusión de aluminio soldado con difusor de metacrilato satinado. El circuito LED de alta eficiencia y los controladores están integrados en la estructura de la lámpara. RAIL QUADRA se concibe como un solo gran marco, un camino cerrado de luz que define y enfatiza el espacio debajo. Con un diseño moderno, es adecuado para iluminar mesas de comedor, escritorios y entornos de oficina. Bajo pedido se puede suministrar en versión regulable o con otras potencias*

*Deckenlampen mit diffusem Licht. Der Körper besteht aus geschweißtem Aluminium-Strangpressprofil mit satiniertem Methacrylat-Diffusor.*

*Die hocheffiziente LED-Schaltung und die Treiber sind in die Lampenstruktur integriert. RAIL QUADRA ist als einzelner großer Rahmen konzipiert, ein geschlossener Lichtweg, der den darunter liegenden Raum definiert und betont. Mit modernem Design eignet sie sich zur Beleuchtung von Esstischen, Schreibtischen und Büroumgebungen. Auf Anfrage kann er in einer dimmbaren Version oder mit anderen Leistungen geliefert werden.*

*Потолочные светильники рассеянного света. Корпус изготовлен из сварного алюминиевого профиля с диффузором из матированного метакрилата.*

*Схема высокоэффективного светодиода и драйверы интегрированы в структуру лампы. RAIL QUADRA задумана как одна большая рама, замкнутая световая дорожка, которая определяет и подчеркивает пространство внизу. Обладая современным дизайном, он подходит для освещения обеденных столов, письменных столов и офисных помещений. По запросу он может быть поставлен с регулируемой яркостью или с другими мощностями.*

# Rail Quadra



## 5562

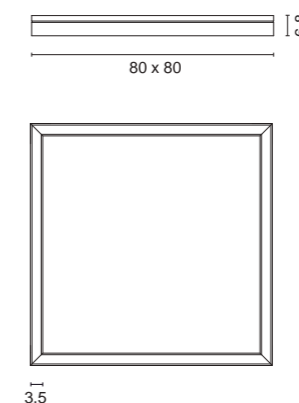
- .01 Bianco - White
- .02 Nero - Black
- .85 Verniciato argento - Painted silver finishing
- .86 Verniciato oro - Painted gold finishing
- .87 Verniciato rame - Painted copper finishing
- .88 Verniciato bronzo - Painted bronze finishing

Dimmerabile su richiesta  
Biemissione su richiesta  
Dimmable on request  
Biemission on request

Color temperature	Light sources	lm
/W 4000K	LED 54W CRI>90	6780lm
/WW 3000K	LED 54W CRI>90	6060lm
/XW 2700K	LED 54W CRI>90	5670lm



3,50 Kg



### Codici finiture - Finishes codes



Lampade da Soffitto e da Parete in estruso d'alluminio con diffusore in metacrilato satinato.  
Disponibile in diverse misure e finiture con forma lineare o quadra.  
L'assenza di viti, l'alimentatore integrato nella struttura e il fissaggio cavi all'interno della barra rendono Rail una lampada estremamente elegante.  
Possibile l'integrazione dei proiettori Newton.  
La collezione Rail si completa con le versioni a sospensione (pg.174).

*Ceiling and Wall Lamps in extruded aluminum with satin methacrylate diffuser.  
Available in different sizes and finishes with linear or square shape.  
Screwless and with a built-in driver, positioning the fixing of cables inside the profile, Rail introduces itself as an extremely functional and elegant lamp.  
Integration with Newton projectors is also possible.  
The Rail collection is completed with the suspended application (pg.174).*

*Plafonniers et Appliques en aluminium extrudé avec diffuseur en méthacrylate satiné.  
Disponible en différentes tailles et finitions avec forme linéaire ou carrée.  
L'absence de vis, l'alimentation intégrée à la structure et la fixation des câbles à l'intérieur de profil font de Rail une lampe extrêmement élégante.  
L'intégration de projecteurs Newton est possible.  
La collection Rail est complétée par les versions à suspension (p.174).*

*Lámparas de techo y pared en extrusión de aluminio con difusor de metacrilato satinado.  
Disponible en diferentes medidas y acabados con forma lineal o cuadrada.  
La ausencia de tornillos, la fuente de alimentación integrada en la estructura y la fijación de cables en el interior de perfil hacen de Rail una lámpara extremadamente elegante.  
Es posible la integración de proyectores Newton.  
La colección Rail se completa con las versiones de suspensión (pág.174).*

*Decken- und Wandleuchten aus stranggepresstem Aluminium mit Diffusor aus satiniertem Methacrylat.  
Erhältlich in verschiedenen Größen und Ausführungen mit linearer oder quadratischer Form. Schraubenlos und mit einem eingebauten Treiber, der die Kabelbefestigung im Profil positioniert, präsentiert sich Rail als äußerst funktionale und elegante Leuchte. Auch die Integration mit Newton-Projektoren ist möglich. Abgerundet wird die Rail-Kollektion mit dem suspendierten Antrag (S.174).*

*Потолочные и настенные светильники из экструдированного алюминия с диффузором из сатинированного метакрилата. Доступны в различных размерах и отделках с линейной или квадратной формой. Безвинтовой и со встроенным драйвером, позволяющим фиксировать кабели внутри профиля, Rail представляет собой чрезвычайно функциональный и элегантный светильник. Также возможна интеграция с проекторами Newton. Сборник Rail дополняется приостановленным приложением (стр.174).*

# Rail





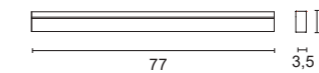
**4578**

.01 Bianco - White

Dimmerabile su richiesta  
Dimmable on request

Color temperature	Light sources	lm
<b>/W</b> 4000K	LED 13,5W CRI>90	1695lm
<b>/WW</b> 3000K	LED 13,5W CRI>90	1515lm
<b>/XW</b> 2700K	LED 13,5W CRI>90	1417lm

IP40 1,10 Kg



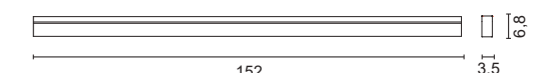
**4579**

.01 Bianco - White

Dimmerabile su richiesta  
Dimmable on request

Color temperature	Light sources	lm
<b>/W</b> 4000K	LED 27W CRI>90	3390lm
<b>/WW</b> 3000K	LED 27W CRI>90	3030lm
<b>/XW</b> 2700K	LED 27W CRI>90	2835lm

IP40 1,50 Kg



**CUSTOM SIZE - Tabella lunghezze disponibili a richiesta - Table of available lengths on request.**

cm.	watt	2700K (XW)	lm	3000K (WW)	lm	4000K (W)	lm
77	13,5W	4578.* /XW	1417	4578.* /WW	1515	4578.* /W	1695
102	18W	A4578.* /100/XW	1890	A4578.* /100/WW	2020	A4578.* /100/W	2260
127	22,5W	A4578.* /125/XW	2362	A4578.* /125/WW	2525	A4578.* /120/W	2825
152	27W	4579.* /XW	2835	4579.* /WW	3030	4579.* /W	3390
177	31,5W	A4578.* /175/XW	3307	A4578.* /170/WW	3535	A4578.* /170/W	3955
202	36W	A4578.* /200/XW	3780	A4578.* /220/WW	4040	A4578.* /220/W	4520
227	40,5W	A4578.* /225/XW	4252	A4578.* /230/WW	4545	A4578.* /230/W	5085
252	45W	A4578.* /250/XW	4725	A4578.* /250/WW	5050	A4578.* /250/W	5650
277	49,5W	A4578.* /275/XW	5197	A4578.* /270/WW	5555	A4578.* /270/W	6215
302	54W	A4578.* /300/XW	5670	A4578.* /300/WW	6060	A4578.* /300/W	6780

\* Codice finitura: - Finishes codes: .01 .02 .85 .86 .87 .88



Rail + Newton



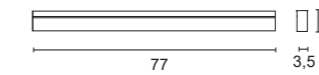
**5540**

- .01** Bianco - White
- .02** Nero - Black
- .85** Verniciato argento - Painted silver finishing
- .86** Verniciato oro - Painted gold finishing
- .87** Verniciato rame - Painted copper finishing
- .88** Verniciato bronzo - Painted bronze finishing

Dimmerabile su richiesta  
Dimmable on request

Color temperature	Light sources	lm
<b>/W</b> 4000K	LED 13,5W CRI>90	1695lm
<b>/WW</b> 3000K	LED 13,5W CRI>90	1515lm
<b>/XW</b> 2700K	LED 13,5W CRI>90	1417lm

IP40 R 1,10 Kg



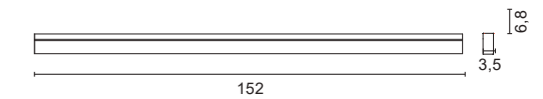
**5541**

- .01** Bianco - White
- .02** Nero - Black
- .85** Verniciato argento - Painted silver finishing
- .86** Verniciato oro - Painted gold finishing
- .87** Verniciato rame - Painted copper finishing
- .88** Verniciato bronzo - Painted bronze finishing

Dimmerabile su richiesta  
Dimmable on request

Color temperature	Light sources	lm
<b>/W</b> 4000K	LED 27W CRI>90	3390lm
<b>/WW</b> 3000K	LED 27W CRI>90	3030lm
<b>/XW</b> 2700K	LED 27W CRI>90	2835lm

IP40 R 1,50 Kg



**CUSTOM SIZE** - Tabella lunghezze disponibili a richiesta - Table of available lengths on request.

cm.	watt	2700K (XW)	lm	3000K (WW)	lm	4000K (W)	lm
77	13,5W	5540.★/XW	1417	5540.★/WW	1515	5540.★/W	1695
102	18W	A5540.★/100/XW	1890	A5540.★/100/WW	2020	A5540.★/100/W	2260
127	22,5W	A5540.★/125/XW	2362	A5540.★/125/WW	2525	A5540.★/120/W	2825
152	27W	5541.★/XW	2835	5541.★/WW	3030	5541.★/W	3390
177	31,5W	A5540.★/175/XW	3307	A5540.★/170/WW	3535	A5540.★/170/W	3955
202	36W	A5540.★/200/XW	3780	A5540.★/220/WW	4040	A5540.★/220/W	4520
227	40,5W	A5540.★/225/XW	4252	A5540.★/230/WW	4545	A5540.★/230/W	5085
252	45W	A5540.★/250/XW	4725	A5540.★/250/WW	5050	A5540.★/250/W	5650
277	49,5W	A5540.★/275/XW	5197	A5540.★/270/WW	5555	A5540.★/270/W	6215
302	54W	A5540.★/300/XW	5670	A5540.★/300/WW	6060	A5540.★/300/W	6780

★ Codice finitura: - Finishes codes: **.01 .02 .85 .86 .87 .88**

Codici finiture - Finishes codes



Lampada lineare a plafone in estruso d'alluminio con diffusore in metacrilato.  
L'assenza di viti, l'alimentatore integrato nella struttura e i tappi cromati rendono Phantom una lampada estremamente elegante.  
La collezione Phantom si completa con la versione a sospensione (pg.186).

*Linear ceiling lamp in extruded aluminum with methacrylate diffuser.  
Screwless and with a built-in driver, completed with chrome end caps, Phantom becomes a functional and elegant lamp at the same time  
The Phantom collection is completed with the suspended application (pg.186).*


*Plafonnier linéaire en aluminium extrudé avec diffuseur en méthacrylate.  
L'absence de vis, l'alimentation intégrée à la structure et les capuchons chromés font de Phantom une lampe extrêmement élégante.  
La collection Phantom est complétée par la version suspension (pg.186).*

*Lámpara de techo lineal en extrusión de aluminio con difusor de metacrilato.  
La ausencia de tornillos, la fuente de alimentación integrada en la estructura y las tapas cromadas hacen de Phantom una lámpara extremadamente elegante.  
La colección Phantom se completa con la versión de suspensión (pág.186).*

*Lineare Deckenleuchte aus stranggepresstem Aluminium mit Diffusor aus Methacrylat.  
Schraubenlos und mit eingebautem Treiber, komplettiert mit verchromten Endkappen, wird Phantom gleichzeitig zu einer funktionalen und eleganten Lampe Die Phantom-Sammlung wird mit der ausgesetzten Anwendung (S.186) vervollständigt.*

*Линейный потолочный светильник из экструдированного алюминия с рассеивателем из метакрилата. Безвинтовой и со встроенным драйвером, дополненный хромированными торцевыми заглушками, Phantom становится одновременно функциональным и элегантным светильником. Коллекция Phantom дополняется приостановленным приложением (стр.186).*

# Phantom



**5236**

.01 Bianco - White

Color temperature	Light sources	lm
<b>/W</b> 4000K	LED 13,5W	2910lm
<b>/WW</b> 3000K	LED 13,5W	2770lm




1,40 Kg

**5237**

.01 Bianco - White

Color temperature	Light sources	lm
<b>/W</b> 4000K	LED 25W	3860lm
<b>/WW</b> 3000K	LED 25W	3680lm




1,70 Kg

**5242 DIM**

.01 Bianco - White

Color temperature	Light sources	lm
<b>/W/DIM</b> 4000K	LED 13,5W	2910lm
<b>/WW/DIM</b> 3000K	LED 13,5W	2770lm









1,40 Kg

**5243 DIM**

.01 Bianco - White

Color temperature	Light sources	lm
<b>/W/DIM</b> 4000K	LED 25W	3860lm
<b>/WW/DIM</b> 3000K	LED 25W	3680lm





1,70 Kg

**5242 DIM DALI**

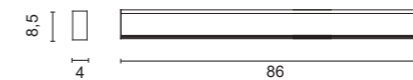
.01 Bianco - White

Color temperature	Light sources	lm
<b>/W/DALI</b> 4000K	LED 13,5W	2910lm
<b>/WW/DALI</b> 3000K	LED 13,5W	2770lm





1,40 Kg

**5243 DIM DALI**

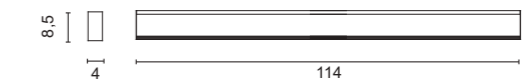
.01 Bianco - White

Color temperature	Light sources	lm
<b>/W/DALI</b> 4000K	LED 25W	3860lm
<b>/WW/DALI</b> 3000K	LED 25W	3680lm





1,70 Kg



Lampade da Parete e da Soffitto in alluminio verniciato o in vetro extrachiaro verniciato bianco.

Disponibile in Versione con sorgente LED COB ed alimentatore incorporato o con sorgente con attacco tradizionale (GU10 – G9). La collezione Alea in vetro si completa con le versioni a sospensione (pg. 220).

*Wall and Ceiling lamps in painted aluminum or in white painted extra-clear glass.*

*Available in Version with COB LED source and built-in power supply or with source with traditional connection (GU10 - G9). The Alea glass collection is completed with the suspended application (pg. 220).*

*Appliques et plafonniers en aluminium peint ou en verre extra-clair peint en blanc.*

*Disponibile in Version avec source COB LED et alimentation intégrée ou avec source à raccordement traditionnel (GU10 - G9). La collection de verres Alea est complétée par les versions à suspension (p. 220).*

*Lámparas de pared y techo en aluminio pintado o en cristal extraclaro pintado en blanco.*

*Disponibile en Versión con fuente COB LED y fuente de alimentación incorporada o con fuente con conexión tradicional (GU10 - G9). La colección de cristales Alea se completa con las versiones de suspensión (pág. 220).*

*Wand- und Deckenleuchten aus lackiertem Aluminium oder aus weiß lackiertem extraklarem Glas. Erhältlich in Version mit COB-LED-Quelle und eingebautem Netzteil oder mit Quelle mit traditionellem Anschluss (GU10 - G9). Abgerundet wird die Alea Glaskollektion mit der Hängeapplikation (S. 220).*

*Настенные и потолочные светильники из окрашенного алюминия или из сверхпрозрачного стекла, окрашенного в белый цвет. Доступен в версии с источником COB LED и встроенным источником питания или с источником с традиционным подключением (GU10 - G9). Коллекция стекла Alea дополняется приостановленным приложением (стр. 220).*

# Alea







**.01** Bianco  
White



**.01.11** Bianco / interno rosa  
Out white / in pink



**.01.30** Bianco / interno foglia argento  
Out white / in silver leaf



**.02.01** Nero / interno bianco  
Out black / in white



**.02.29** Nero / interno foglia oro  
Out black / in gold leaf



**.25.01** Dorato satinato / bianco  
Out brushed gold / in white



**.31.01** Cromato / interno bianco  
Out chromed / in white



**.35** Verniciato sabbia  
Painted sand finishing


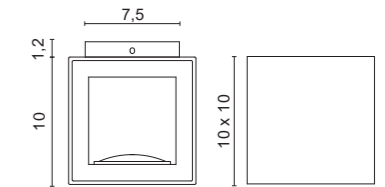


**4561**

- .01** Bianco - White
- .01.11** Bianco / interno rosa - Out White / in pink
- .01.30** Bianco / interno foglia argento - Out White / in silver leaf
- .02.01** Nero / interno bianco - Out black / in white
- .02.29** Nero / interno foglia oro - Out black / in gold leaf
- .25.01** Dorato satinato / interno bianco - Out gold satin / in white
- .31.01** Cromato lucido / interno bianco - Out chromed / in white
- .35** Verniciato sabbia - Painted sand finishing

Color temperature	Light sources	lm
<b>/W</b> 4000K	LED 6W	1073lm
<b>/WW</b> 3000K	LED 6W	1011lm
<b>/XW</b> 2700K	LED 6W	970lm

0,70 Kg



**Accessori - Accessories**

**0182**

Scermo per luce monodirezionale  
Screen for single side light

- .01** Bianco - White
- .02** Nero - Black
- .35** Verniciato sabbia  
Painted sand finishing

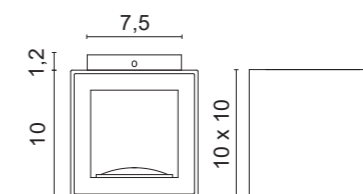


**5561**

- .01** Bianco - White
- .02** Nero - Black

Color temperature	Light sources	lm
<b>W</b> 4000K	LED 6W	1073lm
<b>WW</b> 3000K	LED 6W	1011lm
<b>XW</b> 2700K	LED 6W	970lm

0,70 Kg



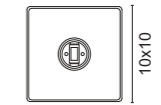
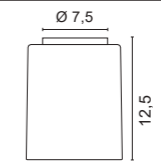
**5185****.57** Vetro bianco - White glass

Light sources

G9 LED

3,5W G9 LED 3000K 350lm (art. 0092/16)




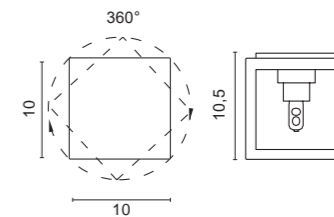
 0,80 Kg
**4282****.57** Vetro bianco - White glass

Light sources

G9 LED

3,5W G9 LED 3000K 350lm (art. 0092/16)



 0,50 Kg


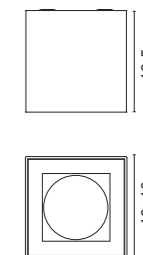


**5176**

- .01 Bianco - White
- .02 Nero - Black
- .35 Verniciato sabbia - Painted sand finishing

*Light sources*  
 GU10 LED  
 7W 2700K 580lm (art. 0094/XW)  
 7W 3000K 600lm (art. 0094/WW)  
 7W 4000K 630lm (art. 0094/W)  
 7W 2700K 510lm (art. 0104/XW) Dim  
 7W 3000K 530lm (art. 0104/WW) Dim  
 7W 4000K 550lm (art. 0104/W) Dim

F 0,50 Kg



**Accessori - Accessories**

**0205**

Cornice con vetro sabbato IP40  
 Per 5176 lampadina h. max 55 mm.  
 Frame with sandblasted glass - IP40  
 For 5176 only lamp h. max 55 mm.

- .01 Bianco - White
- .02 Nero - Black
- .35 Verniciato sabbia - Painted sand finishing

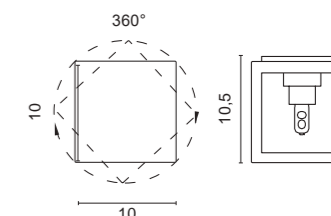


**4281**

- .01 Bianco - White
- .02 Nero - Black
- .35 Verniciato sabbia - Painted sand finishing

*Light sources*  
 G9 LED  
 3,5W G9 LED 3000K 350lm (art. 0092/16)

F □ 0,50 Kg



**Accessori - Accessories**



**0187**

Cornice in acciaio con apertura triangolare max 33W ECO.  
 Steel plate with triangular opening max 33W ECO.

- .01 Bianco - White
- .02 Nero - Black
- .35 Verniciato sabbia - Painted sand finishing

**0189**

Cornice in acciaio con fuga di luce centrale max 20W ECO.  
 Steel plate with central slot max 20W ECO.

- .01 Bianco - White
- .02 Nero - Black
- .35 Verniciato sabbia - Painted sand finishing

**0205**

Cornice in acciaio vetro piresabbato max 20W ECO.  
 Steel frame with pires glass max 20W ECO.

- .01 Bianco - White
- .02 Nero - Black
- .35 Verniciato sabbia - Painted sand finishing

**design ABS Studio - 2006**

Lampade da soffitto o da parete in metallo verniciato e diffusore in policarbonato opalino. Disponibili in due misure, diverse finiture e con possibilità di dimmerazione.

*Ceiling or wall lamps in painted metal and opal polycarbonate diffuser. Available in two sizes, different finishes and with dimmable options.*


*Plafonniers ou Appliques en métal peint et diffuseur en polycarbonate opale. Disponible en deux tailles, différentes finitions et avec possibilité de gradation.*

*Lámparas de techo o pared en metal pintado y difusor de policarbonato opal. Disponible en dos tamaños, diferentes acabados y con posibilidad de regulacion*

*Decken- oder Wandleuchten aus lackiertem Metall und opalem Polycarbonat-Diffusor. Erhältlich in zwei Größen, verschiedenen Ausführungen und mit dimmbaren Optionen.*

*Потолочные или настенные светильники из окрашенного металла и диффузор из опалового поликарбоната. Доступен в двух размерах, с различной отделкой и с регулируемой яркостью.*

# Flip Flip maxi





**5529**

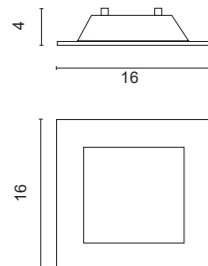
- .01 Bianco - White
- .02 Nero - Black
- .31 Cromato lucido - Shiny chromed
- .32 Nickel satinato - Nickel mat
- .35 Verniciato sabbia - Painted sand finishing

*Light sources*

- GX 53 LED
- 8W 2700K 650lm (art. 0103/XW) Dim
- 8W 3000K 680lm (art. 0103/WW)
- 8W 4000K 700lm (art. 0103/W)



0,60 Kg



**5159**

- .01 Bianco - White
- .02 Nero - Black
- .31 Cromato lucido - Shiny chromed
- .32 Nickel satinato - Nickel mat
- .35 Verniciato sabbia - Painted sand finishing

Color temperature	Light sources	lm
<b>/W</b> 4000K	LED 17,3W	2330lm
<b>/WW</b> 3000K	LED 17,3W	2200lm



2,30 Kg

**5161 DIM**

- .01 Bianco - White
- .02 Nero - Black
- .31 Cromato lucido - Shiny chromed
- .32 Nickel satinato - Nickel mat
- .35 Verniciato sabbia - Painted sand finishing

Color temperature	Light sources	lm
<b>/W/DIM</b> 4000K	LED 17,3W	2330lm
<b>/WW/DIM</b> 3000K	LED 17,3W	2200lm



2,30 Kg

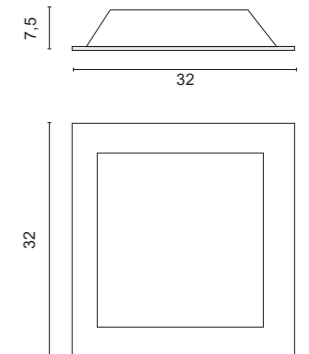
**5161 DIM DALI**

- .01 Bianco - White
- .02 Nero - Black
- .31 Cromato lucido - Shiny chromed
- .32 Nickel satinato - Nickel mat
- .35 Verniciato sabbia - Painted sand finishing

Color temperature	Light sources	lm
<b>/W/DALI</b> 4000K	LED 17,3W	2330lm
<b>/WW/DALI</b> 3000K	LED 17,3W	2200lm



2,30 Kg



Codici finiture - Finishes codes



.01 Bianco - White

.02 Nero - Black

.31 Cromato lucido  
Shiny chromed

.32 Nickel satinato  
Nickel mat

.35 Verniciato sabbia  
Painted sand finishing

Lampade da parete orientabile ideale per soluzioni da lettura.  
Disponibile in diverse tipologie di fissaggio con o senza interruttore.  
La collezione Kalla si completa con la versione da tavolo (pg. 256).

*Adjustable wall lamps ideal for reading.  
Available in different types of fixing with or without switch.  
The Kalla collection is completed with the table application (pg. 256).*


*Appliques murales réglables idéales pour les solutions de lecture.  
Disponibile en différents types de fixation avec ou sans interrupteur.  
La collection Kalla est complétée avec la version table (p. 256).*

*Lámparas de pared orientables ideales para soluciones de lectura.  
Disponibile en diferentes tipos de fijación con o sin interruptor.  
La colección Kalla se completa con la versión de mesa (pág. 256).*

*Verstellbare Wandleuchten ideal zum Lesen.  
Erhältlich in verschiedenen Befestigungsarten mit oder ohne Schalter. Abgerundet wird die Kollektion Kalla mit der Tischapplikation (S. 256).*

*Регулируемые настенные лампы идеально подходят для чтения.  
Доступны разные типы крепления с переключателем и без него. Коллекция Kalla дополняется настольным приложением (стр. 256).*

# Kalla Kalla due





Modello parete con interruttore  
Wall model with switch

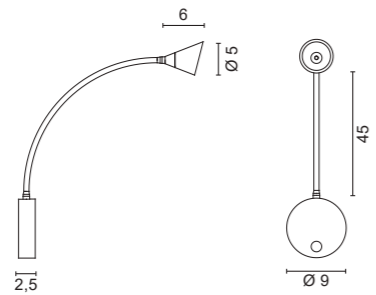
**4501**

.01	Bianco - White
.02	Nero - Black
.06	Verde - Green
.09	Arancione - Orange
.10	Azzurro - Light blue
.11	Rosa - Pink


Accensione ON-OFF  
ON-OFF switch

Color temperature	Light sources	lm
3000K	LED 1W	113lm
2700K - 4000K su richiesta		
2700K - 4000K on request		

0,30 Kg



Codici finiture - Finishes codes



.01 Bianco - White    .02 Nero - Black    .06 Verde - Green    .09 Arancione - Orange    .10 Azzurro - Light blue    .11 Rosa - Pink

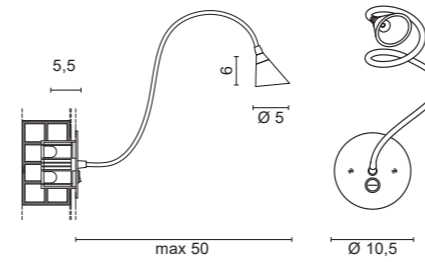
**4540**

.01	Bianco - White
.02	Nero - Black
.06	Verde - Green
.09	Arancione - Orange
.10	Azzurro - Light blue
.11	Rosa - Pink

Accensione ON-OFF  
ON-OFF switch

Color temperature	Light sources	lm
3000K	LED 1W	113lm
2700K - 4000K su richiesta		
2700K - 4000K on request		

0,30 Kg



Modello con interruttore per incasso su parete  
Model with switch for mounting on wall

Modello per montaggio su pannello  
For mounting on panel model



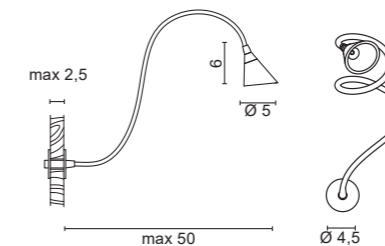
**4541**

.01	Bianco - White
.02	Nero - Black
.06	Verde - Green
.09	Arancione - Orange
.10	Azzurro - Light blue
.11	Rosa - Pink

Accensione ON-OFF  
ON-OFF switch

Color temperature	Light sources	lm
3000K	LED 1W	113lm
2700K - 4000K su richiesta		
2700K - 4000K on request		

0,40 Kg





Lampade da Parete caratterizzate da paralumi bianchi in tessuto tecnico (ignifugo) e da strutture in metallo verniciato bianco.

Disponibile in due versioni con o senza luce da lettura.

La collezione Alba a si completa con le versioni d'appoggio (pg. 248).

Wall lamps characterized by white lampshades in technical fabric (fireproof) and structures in white painted metal.

Available in two versions with or without reading light.

The Alba a collection is completed with the portable versions (pg. 248).

Appliques caractérisées par des abat-jours blancs en tissu technique (ignifuge) et des structures en métal peint en blanc.

Disponibile en deux versions avec ou sans liseuse.

La collection Alba a est complétée par les versions de support (pg. 248).

Appliques caracterizados por tulipas blancas en tejido técnico (ignifugo) y estructuras en metal pintado de blanco.

Disponibile en dos versiones con o sin luz de lectura.

La colección Alba se completa con las versiones mesa/piso (pág. 248).

Wandleuchten gekennzeichnet durch weiße Lampenschirme aus technischem Gewebe (feuerfest) und Strukturen aus weiß lackiertem Metall. Erhältlich in zwei Versionen mit oder ohne Leselicht. Abgerundet wird die Alba a Kollektion durch die portablen Versionen (S. 248).

Настенные светильники характеризуются белыми абажурами из технической ткани (огнестойкая) и конструкциями из металла, окрашенного в белый цвет. Доступен в двух версиях с лампой для чтения или без нее. Коллекция Альба укомплектована портативными версиями (стр. 248).

# Alba



## 4392

.01 Bianco - White

### Light sources

E 27 LED

12W 2700K 1800lm (art. 0109/12/XW)

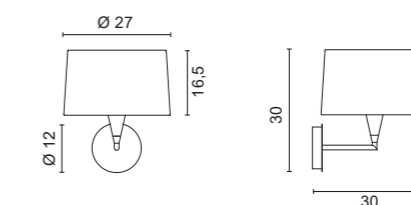
12W 4000K 1800lm (art. 0109/12/W)

15W 2700K 2200lm (art. 0109/15/XW)

15W 4000K 2200lm (art. 0109/15/W)



0,70 Kg



## 4393

.01 Bianco - White

### Light sources

LED 350mA (1W Dimmerabile - Dimmable) +

E 27 LED

12W 2700K 1800lm (art. 0109/12/XW)

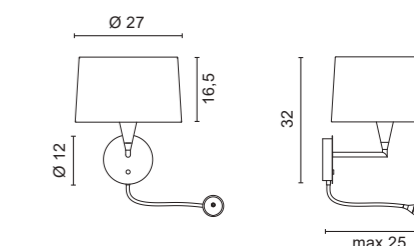
12W 4000K 1800lm (art. 0109/12/W)

15W 2700K 2200lm (art. 0109/15/XW)

15W 4000K 2200lm (art. 0109/15/W)



0,70 Kg



Lampade da Parete o Soffitto realizzate con un filo di metacrilato extra chiaro colato su uno stampo (tecnologia Flight-flow).

La particolarità della lavorazione e della qualità del metacrilato rendono Matassa estremamente luminosa (senza vedere la sorgente luminosa) creando una suggestiva illuminazione d'effetto.

La collezione Matassa si completa con le versioni a sospensioni (pg.218) e le versioni da appoggio (pg.254).

*Wall or Ceiling Lamps made with an extra clear methacrylate thread cast on a mold (Flight-flow technology).*

*The particularity of the processing and the quality of the methacrylate make the Matassa extremely bright (even though the light source is hidden), creating a sparkly lighting effect.*

*The Matassa collection is completed with the suspension versions (pg. 218) and the countertop versions (pg. 254).*

*Appliques ou plafonniers fabriqués avec un fil de méthacrylate extra clair coulé sur un moule (Technologie Flight-flow).*

*La particularité du traitement et la qualité du méthacrylate rendent le Matassa extrêmement lumineux (sans voir la source lumineuse), créant un éclairage à effet suggestif.*

*La collection Matassa est complétée par les versions à suspension (p. 218) et les versions à comptoir (p. 254).*

*Lámparas de pared o de techo fabricadas con hilo de metacrilato extra claro moldeado. (Tecnología Flight-flow).*

*La particularidad del procesamiento y la calidad del metacrilato hacen que Matassa sea extremadamente brillante (sin ver la fuente de luz), creando un sugerente efecto de iluminación.*

*La colección Matassa se completa con las versiones de suspensión (pág. 218) y las versiones de encimera (pág. 254).*

*Wand- oder Deckenleuchten aus einem extra klaren Methacrylatfaden, der auf eine Form gegossen wurde. (Flight-Flow-Technologie).*

*Die Besonderheit der Verarbeitung und die Qualität des Methacrylats machen die Matassa extrem hell (obwohl die Lichtquelle verborgen ist) und erzeugt einen funkelnden Lichteffect. Die Kollektion Matassa wird durch die Pendelversionen (S. 218) und die Arbeitsplattenversionen (S. 254) vervollständigt.*

*Настенные или потолочные светильники, изготовленные из особо прозрачной метакрилатной нити, отлитой по форме. (Летно-поточная техника). Особенность обработки и качество метакрилата делают Matassa чрезвычайно ярким (даже если источник света скрыт), создавая эффект сверкающего освещения.*

*Коллекция Matassa дополняется версиями с подвесом (стр. 218) и версиями для столешницы (стр. 254).*

# Matassa





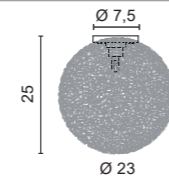
**5229**

.00 Trasparente - Clear

*Light sources*

G9 LED  
3,5W 3000K 350lm (art. 0092/16)

  2,00 Kg



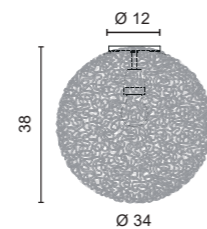
**5230**

.00 Trasparente - Clear

*Light sources*

E 27 LED  
12W 2700K 1800lm (art. 0109/12/XW)  
12W 4000K 1800lm (art. 0109/12/W)  
15W 2700K 2200lm (art. 0109/15/XW)  
15W 4000K 2200lm (art. 0109/15/W)

 4,50 Kg




**4533**

.00 Trasparente - Clear

*Light sources*

E 27 LED

 2,40 Kg




**4534**

.00 Trasparente - Clear

*Light sources*

E 27 LED  
12W 2700K 1800lm (art. 0109/12/XW)  
12W 4000K 1800lm (art. 0109/12/W)  
15W 2700K 2200lm (art. 0109/15/XW)  
15W 4000K 2200lm (art. 0109/15/W)

 4,80 Kg



Lampade a soffitto in vetro Pyrex trasparente con inserto bianco o nero/oro.  
Il portalampada E27 garantisce la possibilità di scegliere per Prêt-à-Porter la quantità di luce desiderata.  
La collezione Prêt-à-Porter si completa con la versione a sospensione (pg. 210).

*Transparent Pyrex glass ceiling lamps with white or black / gold insert.  
The E27 lamp holder guarantees the possibility to choose the desired amount of light for Prêt-à-Porter.  
The Prêt-à-Porter collection is completed with the suspension version (pg. 210).*

*Plafonniers en verre Pyrex transparent avec insert blanc ou noir/or.  
La douille E27 garantit la possibilité de choisir la quantité de lumière souhaitée pour le Prêt-à-Porter.  
La collection Prêt-à-Porter est complétée par la version suspension (p. 210).*

*Deckenleuchten aus transparentem Pyrex-glas mit weißem oder schwarz/goldenem Einsatz.  
Die E27-Lampenfassung garantiert die Möglichkeit, die gewünschte Lichtmenge für Prêt-à-Porter zu wählen.  
Abgerundet wird die Prêt-à-Porter-Kollektion durch die Pendelversion (S. 210).*

*Lámparas de techo de vidrio Pyrex transparente con inserto blanco o negro / dorado.  
El portalámparas E27 garantiza la posibilidad de elegir la cantidad de luz deseada para Prêt-à-Porter.  
La colección Prêt-à-Porter se completa con la versión colgante (pág. 210).*

*Потолочные светильники из прозрачного стекла Pyrex с белой или черной / золотой вставкой.  
Патрон E27 гарантирует возможность выбора желаемого количества света для Prêt-à-Porter.  
Коллекция Prêt-à-Porter дополняется подвесной версией (стр. 210).*



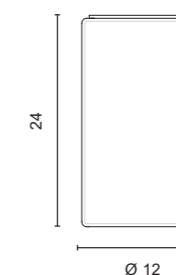
**5233**

- .01 Bianco - White
- .02.21 Nero / interno dorato lucido - Out black / in shiny gold

*Light sources*

E 27 LED  
12W 2700K 1521lm (art. 0105/12)

 1,00 Kg



Lampade a parete con struttura in metallo.  
Doppio diffusore esterno in vetro pyrex  
trasparente, interno satinato.

Wall lamps with metal structure.  
Double diffuser outer in transparent Pyrex  
glass, internal diffuser matt.

Appliques avec structure en métal.  
Double diffuseurs : extérieur en pyrex  
transparent et intérieur en satiné.

Wand/Leuchten mit Struktur aus Metall.  
Doppel Diffusor: Außen aus Klarem  
Pyrexglass und Innere satiniert.

Colgantes y pared, cuerpo de metal. Doble  
difusor: exterior en vidrio pyrex transparente  
y interior satinado.

настенный светильник с корпусом  
из металла. Внешний диффузор из  
прозрачного матового стекла пирекс,  
внутренний матовый.

# Maya

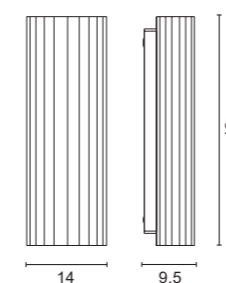


## 4552

.50 Cristallo - Crystal

Color temperature	Light sources	lm
3000K	LED 8,4W	1340lm

2,90 Kg



Storiche Lampade a plafone di EGOLUCE (1979) di facile installazione.

Realizzata in alluminio tornito e disponibile in tre finiture.

L'utilizzo di nuove lampadine con attacco E27 la rende una semplice soluzione per risolvere velocemente e in maniera economica l'illuminazione di ambienti.

*Historic EGOLUCE ceiling lamps (1979) easy to install.*

*Made of turned aluminum and available in three finishes.*

*The use of new bulbs with E27 socket makes it a simple solution to solve quickly and economically the lighting of environments.*

*Plafonniers historiques EGOLUCE (1979) faciles à installer.*

*Fabriqu  en aluminium tourn  et disponible en trois finitions.*

*L'utilisation de nouvelles ampoules   douille E27 en fait une solution simple   r soudre rapidement et  conomiquement l' clairage des environnements.*

*Historische EGOLUCE Deckenleuchten (1979) einfach zu installieren.*

*Aus gedrehtem Aluminium und in drei Ausf hrungen erh ltlich.*

*Die Verwendung neuer Gl hbirnen mit E27-Fassung macht es zu einer einfachen L sung schnell und wirtschaftlich die Beleuchtung von Umgebungen.*

*L mparas de techo EGOLUCE hist ricas (1979) f ciles de instalar.*

*Fabricado en aluminio torneado y disponible en tres acabados.*

*El uso de nuevas bombillas con casquillo E27 lo convierte en una soluci n sencilla de solucionar de forma r pida y econ mica la iluminaci n de ambientes.*

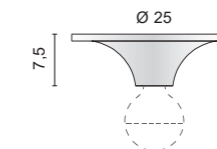
*Исторические потолочные светильники EGOLUCE (1979) просты в установке.*

*Изготовлен из точеного алюминия и доступен в трех вариантах отделки.*

*Использование новых ламп с цоколем E27 упрощает решение проблемы.*

*Быстрое и экономичное освещение помещений.*

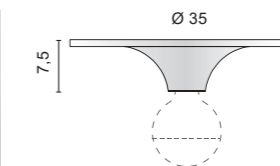
# Luna

**5038**

**.01** Bianco - White  
**.02** Nero - Black  
**.35** Verniciato sabbia - Painted sand finishing

Light sources

7,5W E27 LED 2700K 806lm (art. 0102/MINI/57)

 0,30 Kg
**5038.01** Bianco - White**5039**

**.01** Bianco - White  
**.02** Nero - Black  
**.35** Verniciato sabbia - Painted sand finishing

Light sources

11W E27 LED 2700K 1521lm (art. 0106/ML/XV)

11W E27 LED 4000K 1521lm (art. 0106/ML/W)

 0,40 Kg
**5039.01** Bianco - White

Lampada LED IP44 da parete o soffitto in alluminio con diffusore in policarbonato. Terminali in policarbonato cromato.

Wall/ceiling LED lamp IP44, aluminum body, Polycarbonate diffuser and chromed polycarbonate end-pieces.

Lampe LED pour mur/plafond IP44, corps en aluminium, diffuseur en polycarbonate et terminales en polycarbonate chromé.

Wand-/Decken-LED-Lampe IP44, Aluminiumgehäuse, Polycarbonat-Diffusor und verchromte Endstücke aus Polycarbonat.

Lámpara LED de pared/techo IP44, cuerpo de aluminio, difusor de policarbonato y terminales de policarbonato cromado.

Светодиодный настенный светильник из алюминия, диффузор из поликарбоната. Степень защиты IP44. Заглушки из хромированного поликарбоната.

# Siba

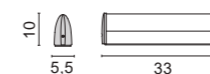


## 4331

.31 Cromato lucido - Shiny chromed

Color temperature	Light sources	lm
<b>/W</b> 4000K	LED 6,25W	980lm
<b>/WW</b> 3000K	LED 6,25W	930lm

**F** **IP44** **R** 0,70 Kg




## 4333

.31 Cromato lucido - Shiny chromed

Color temperature	Light sources	lm
<b>/W</b> 4000K	LED 12,5W	1930lm
<b>/WW</b> 3000K	LED 12,5W	1840lm

**F** **IP44** **R** 1,10 Kg



Lampade da parete o soffitto lineari a Luce diffusa. Corpo in alluminio di ridotte dimensioni verniciato bianco con diffusore in metacrilato satinato.

Disponibile in diverse misure. La lampada caratterizzata da un disegno semplice ed essenziale che conferisce un aspetto che ben si adatta a qualsiasi tipo di ambiente, dagli interni classici a quelli moderni. La collezione Extra si completa con le versioni a sospensione (pg. 108).

*Linear wall or ceiling lamps with diffused light. Small white painted aluminum body with satin methacrylate diffuser.*

*Available in different sizes. The lamp characterized by a simple and essential design that gives an appearance that is well suited to any type of environment, from classic to modern interiors. The Extra collection is completed with the suspension versions (pg. 108).*

*Appliques ou plafonniers linéaires à lumière diffuse. Petit corps en aluminium peint en blanc avec diffuseur en méthacrylate satiné.*

*Disponibile in differenti misure. La lampada caratterizzata da un design semplice ed essenziale che conferisce un aspetto che ben si adatta a qualsiasi tipo di ambiente, dagli interni classici a quelli moderni. La collezione Extra si completa con le versioni a sospensione (p. 108).*

*Lineare Wand- oder Deckenleuchten mit diffuser Licht. Kleiner weiß lackierter Aluminiumkörper mit satiniertem Methacrylat-Diffusor.*

*In verschiedenen Größen erhältlich. Die Lampe zeichnet sich durch ein einfaches und essentielles Design aus, das ein Erscheinungsbild verleiht, das sich gut für jede Art von Umgebung eignet, von klassischen bis hin zu modernen Interieurs. Abgerundet wird die Extra-Kollektion durch die Pendelvarianten (S. 108).*

*ámparas lineales de pared o techo con luz difusa. Pequeño cuerpo de aluminio pintado de blanco con difusor de metacrilato satinado.*

*Disponibile in diferentes tamaños. La lámpara que se caracteriza por un diseño simple y esencial que le da un aspecto que se adapta bien a cualquier tipo de ambiente, desde interiores clásicos a modernos. La colección Extra se completa con las versiones de suspensión (pág. 108).*

*Линейные настенные или потолочные светильники с рассеянным светом. Маленький алюминиевый корпус, окрашенный в белый цвет, с диффузором из матового метакрилата.*

*Доступны в разных размерах. Лампа отличается простым и строгим дизайном, который создает вид, который хорошо подходит для любого типа интерьера, от классического до современного интерьера. Коллекция Extra комплектуется вариантами подвески (стр. 108).*

# Extra



Terminali in ABS bianco o cromato entrambi in dotazione. End pieces in white or chromed ABS, both options are included in the product.



## 4601

.31 Cromato - Chromed

Dimmerazione a taglio di fase (TRIAC) a richiesta. Phase CUT-OFF dimming upon request.

Color temperature	Light sources	lm
<i>W</i> 4000K	LED 9W CRI>90	1104lm
<i>WW</i> 3000K	LED 9W CRI>90	990lm
<i>XW</i> 2700K	LED 9W CRI>90	936lm

IP40 0,80 Kg

## 4602

.31 Cromato - Chromed

Dimmerazione a taglio di fase (TRIAC) a richiesta. Phase CUT-OFF dimming upon request.

Color temperature	Light sources	lm
<i>W</i> 4000K	LED 12,5W CRI>90	1472lm
<i>WW</i> 3000K	LED 12,5W CRI>90	1320lm
<i>XW</i> 2700K	LED 12,5W CRI>90	1248lm

IP40 0,90 Kg

## 4603

.31 Cromato - Chromed

Dimmerazione a taglio di fase (TRIAC) a richiesta. Phase CUT-OFF dimming upon request.

Color temperature	Light sources	lm
<i>W</i> 4000K	LED 18W CRI>90	2208lm
<i>WW</i> 3000K	LED 18W CRI>90	1980lm
<i>XW</i> 2700K	LED 18W CRI>90	1872lm

IP40 1,00 Kg

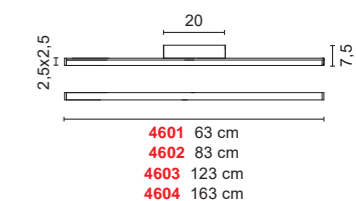
## 4604

.31 Cromato - Chromed

Dimmerazione a taglio di fase (TRIAC) a richiesta. Phase CUT-OFF dimming upon request.

Color temperature	Light sources	lm
<i>W</i> 4000K	LED 24W CRI>90	2944lm
<i>WW</i> 3000K	LED 24W CRI>90	2640lm
<i>XW</i> 2700K	LED 24W CRI>90	2496lm

IP40 1,20 Kg





Collezione di lampade a parete o soffitto in vetro soffiato bianco satinato. I portalampada E27 garantiscono la possibilità di scegliere per i prodotti Frida la quantità di luce desiderata.

*Collection of wall or ceiling lamps in satin white blown glass.*

*The E27 lampholders guarantee the possibility to choose the desired amount of light for Frida products.*

*Collection d'appliques ou plafonniers en verre soufflé blanc satiné.*

*Les douilles E27 garantissent la possibilité de choisir la quantité de lumière souhaitée pour les produits Frida.*

*Colección de apliques o plafones en vidrio soplado blanco satinado.*

*Los portalámparas E27 garantizan la posibilidad de elegir la cantidad de luz deseada para los productos Frida.*

*Kollektion von Wand- oder Deckenleuchten aus satiniertem weißem mundgeblasenem Glas. Die E27-Fassungen garantieren die Möglichkeit, die gewünschte Lichtmenge für Frida-Produkte zu wählen.*

*Коллекция настенных или потолочных светильников из дутого стекла сатинового белого цвета. Патроны E27 гарантируют возможность выбора желаемого количества света для продуктов Frida.*

# Frida





**4249**

.57 Vetro bianco - White glass

Light sources

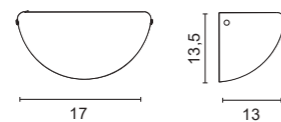
E 27 LED

12W 2700K 1800lm (art. 0109/12/XW)

12W 4000K 1800lm (art. 0109/12/W)

IP43

1,40 Kg



**4251**

.57 Vetro bianco - White glass

Light sources

E 27 LED

12W 2700K 1800lm (art. 0109/12/XW)

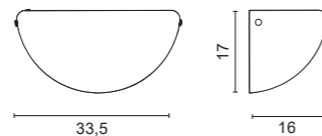
12W 4000K 1800lm (art. 0109/12/W)

15W 2700K 2200lm (art. 0109/15/XW)

15W 4000K 2200lm (art. 0109/15/W)

IP43

1,70 Kg



**5132**

.57 Vetro bianco - White glass

Light sources

E 27 LED

12W 2700K 1800lm (art. 0109/12/XW)

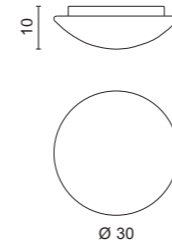
12W 4000K 1800lm (art. 0109/12/W)

15W 2700K 2200lm (art. 0109/15/XW)

15W 4000K 2200lm (art. 0109/15/W)

IP40

1,70 Kg



**5134**

.57 Vetro bianco - White glass

Light sources

E 27 LED

2x12W 2700K 1800lm (art. 0109/12/XW)

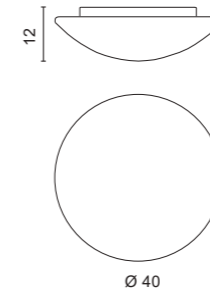
2x12W 4000K 1800lm (art. 0109/12/W)

2x15W 2700K 2200lm (art. 0109/15/XW)

2x15W 4000K 2200lm (art. 0109/15/W)

IP40

2,30 Kg



**5139**

.57 Vetro bianco - White glass

Light sources

E 27 LED

2x12W 2700K 1800lm (art. 0109/12/XW)

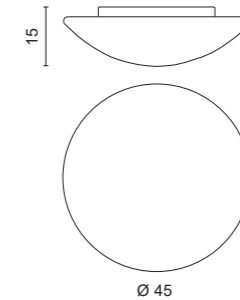
2x12W 4000K 1800lm (art. 0109/12/W)

2x15W 2700K 2200lm (art. 0109/15/XW)

2x15W 4000K 2200lm (art. 0109/15/W)

IP40

3,20 Kg



**5150**

.57 Vetro bianco - White glass

Light sources

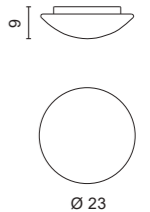
E 27 LED

12W 2700K 1800lm (art. 0109/12/XW)

12W 4000K 1800lm (art. 0109/12/W)

IP40

0,90 Kg



Lampade e parete in vetro soffiato satinato bianco.

Wall lamps in white blown glass.

Appliques en verre soufflé satiné opale.

Wandleuchten aus mundgeblasenem Mattglas opal.

Appliques de cristal curvado satinado blanco.

настенный светильник из белого или цветного дутого стекла.

# Liola



## 4209

.57 Vetro bianco - White glass

Light sources

E 27 LED

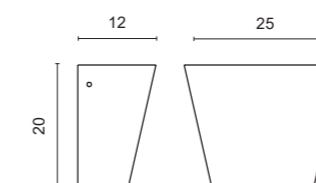
12W 2700K 1800lm (art. 0109/12/XW)

12W 4000K 1800lm (art. 0109/12/W)

15W 2700K 2200lm (art. 0109/15/XW)

15W 4000K 2200lm (art. 0109/15/W)

▽ 0,80 Kg



design ABS Studio - 1998

Lampade da parete in vetro soffiato satinato bianco con particolari cromati.

Wall lamps in white blown glass with chromed details.

Appliques en verre soufflé satiné blanc avec détails chromés.

Wandleuchten aus geblasenem satiniertem Glas. Metallteile: verchromt.

Appliques de vidrio soplado satinado blanco con detalles cromados.

Настенный светильник из белого дутого стекла. Детали из хромированного металла

# Fusò



Fusò



**4021**

.57 Vetro bianco - White glass

Light sources

E 27 LED

12W 2700K 1800lm (art. 0109/12/XW)

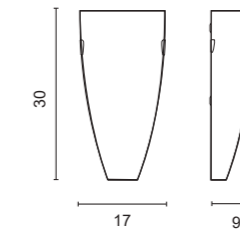
12W 4000K 1800lm (art. 0109/12/W)

15W 2700K 2200lm (art. 0109/15/XW)

15W 4000K 2200lm (art. 0109/15/W)



0,90 Kg



**4023**

.57 Vetro bianco - White glass

Light sources

E 27 LED

12W 2700K 1800lm (art. 0109/12/XW)

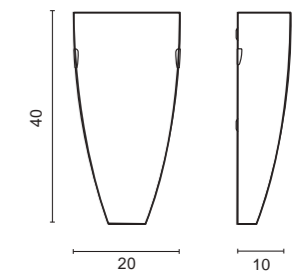
12W 4000K 1800lm (art. 0109/12/W)

15W 2700K 2200lm (art. 0109/15/XW)

15W 4000K 2200lm (art. 0109/15/W)



1,50 Kg



Accessori - Accessories



**0009/P**

Griglia di protezione.  
Protection net.

Accessori - Accessories



**0009/G**

Griglia di protezione.  
Protection net.



Lampada da plafone/parete con struttura in metallo verniciato bianco e diffusore in vetro soffiato bianco satinato.

Ceiling/wall lamp, body in white painted metal and diffusor in white satin blown glass.

Lampe à plafond/mur avec structure en métal verni blanc et diffuseur en verre soufflé blanc satiné.

Wand-/Deckenleuchte, Struktur aus weiß lackiertem Metall und Diffusor aus weißem Geblasenem satiniertem Glas.

Lamparas de techo/apliques con difusor de vidrio soplado satinado blanco. Cuerpo de metal pintado blanco.

Потолочный или настенный светильник. Корпус из окрашенного в белый цвет металла, Диффузор из белого дутого матового стекла.

# Musa



**5234**  
.57 Vetrol bianco - White glass

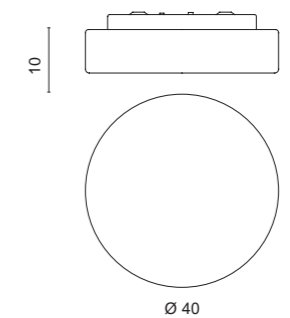
Light sources
E 27 LED
2x12W 2700K 1800lm (art. 0109/12XW)
2x12W 4000K 1800lm (art. 0109/12W)
2x15W 2700K 2200lm (art. 0109/15XW)
2x15W 4000K 2200lm (art. 0109/15W)

IP40 2,80Kg

**5235**  
.57 Vetrol bianco - White glass

Color temperature	Light sources	lm
/W 4000K	LED 17,3W	2452lm
/WW 3000K	LED 17,3W	2452lm

IP40 2,80Kg



**5241 DIM**  
.57 Vetrol bianco - White glass

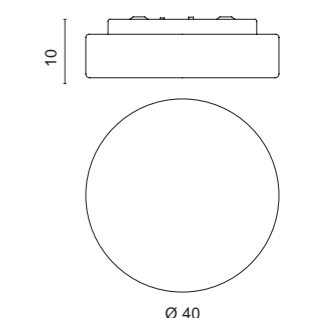
Color temperature	Light sources	lm
/W/DIM 4000K	LED 17,3W	2452lm
/WW/DIM 3000K	LED 17,3W	2452lm

IP40 2,80Kg

**5241 DIM DALI**  
.57 Vetrol bianco - White glass

Color temperature	Light sources	lm
/W/DALI 4000K	LED 17,3W	2452lm
/WW/DALI 3000K	LED 17,3W	2452lm

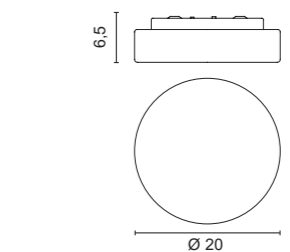
IP40 2,80Kg



**5518**  
.57 Vetrol bianco - White glass

Color temperature	Light sources	lm
/WW 3000K	LED 8W	670lm

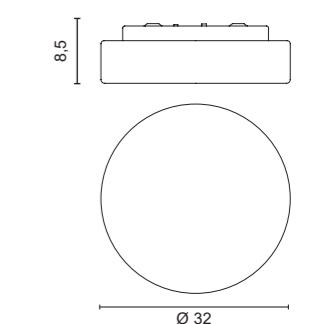
IP40 1,40Kg



**5519**  
.57 Vetrol bianco - White glass

Color temperature	Light sources	lm
/WW 3000K	LED 10W	1200lm

IP40 2,50Kg



Lampada da parete in vetro curvato satinato bianco. Particolari in metallo nickel lucido inclusi.

2 griglie di protezione disponibili come accessorio (Art. 0006). Con piastre LED a tensione di rete 220-240V.

Wall lamp in curved white satin glass. Metal details in polished nickel included. 2 protection grids are available as accessory (Art.0006). With LED plates for main supply 220-240V.

Applique en verre incurvé satiné blanc. Détails en métal nickelé poli inclus. 2 grilles de protection sont disponibles comme accessoire (Art.0006) Avec Platine LED à tension du réseau 220-240V.

Wandleuchte mit Diffusor aus gebogenem Satinglas, Ausuferung weiß. Inklusiv Metallteile in Nickel poliert. Als Zubehör sind 2 Schutzgitter bestellbar(Art.0006). Mit LED-module zum Betrieb an Netzspannung 220-240V.

Apliques de vidrio curvado, difusor blanco. Detalles en niquel brillo incluidos 2 grillas de proteccion son disponibles come acesorio (Art.0006). Con platina de LED para tension de red 220-240V.

Настенный светильник из гнутого матового белого стекла. Детали из полированного никеля. Как аксессуар: защитная решетка (арт.0006). Со светодиодной платой, подключаемой в сеть 220-240в

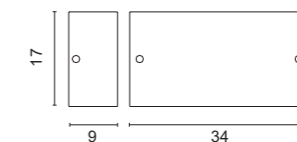
# Quinta



**4548**  
.57 Vetro bianco - White glass

Color temperature	Light sources	lm
<b>WW</b> 3000K	LED 13W	1010lm

1,50Kg



### Accessori - Accessories



**0006**  
Due griglie di protezione.  
Two protection grids.

Lampada da parete/soffitto in vetro soffiato bianco satinato, anello in metallo verniciato grigio o cromato.

Ceiling-wall lamp in grey painted or chromed metal . White blown matt glass diffuser.

Applique/plafonnier en verre soufflé satiné blanc anneau en métal chromé ou verni gris.

Wand-/Deckenleuchte aus weißem geblasenem satiniertem Glas; Metallring verchromt oder grau lackiert.

Lampara de pared/techo de vidrio soplado blanco satinado y anillo en metal cromado o pintado gris.

Настенный или потолочный светильник из окрашенного или хромированного металла. Белый плафон из матового стекла.

# Ringo

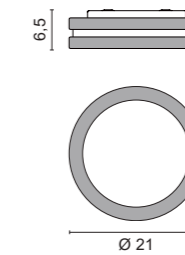


## 5600

**.03** Grigio - Grey  
**.31** Cromato lucido - Chromed

Color temperature *WW* 3000K Light sources LED 8W lm 670lm

1,00 Kg

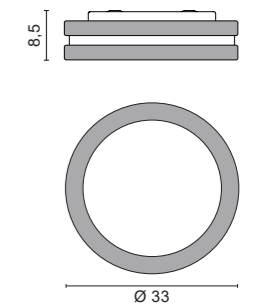


## 5601

**.03** Grigio - Grey  
**.31** Cromato lucido - Chromed

Color temperature *WW* 3000K Light sources LED 10W lm 1200lm

2,80 Kg



Piccola Lampada a soffitto a Luce diffusa in vetro extrachiaro verniciato bianco.  
Il disegno della lampada è tutto caratterizzato dal volume del diffusore.  
La collezione Fokus si completa con la versione a sospensione (pg. 222).

*Small ceiling lamp with diffused light in extra-clear white painted glass.  
The design of the lamp is all characterized by the volume of the diffuser.  
The Fokus collection is completed with the suspension version (pg. 222).*


*Petit plafonnier à lumière diffuse en verre verni blanc extra-clair.  
Le design de la lampe est tout caractérisé par le volume du diffuseur.  
La collection Fokus est complétée par la version à suspension (p. 222).*

*Lámpara de techo pequeña con luz difusa en vidrio pintado blanco extraclaro.  
El diseño de la lámpara se caracteriza por el volumen del difusor.  
La colección Fokus se completa con la versión de suspensión (pág. 222).*

*Kleine Deckenleuchte mit diffusem Licht aus extra klarem weiß lackiertem Glas.  
Das Design der Leuchte wird durch das Volumen des Diffusors geprägt.  
Abgerundet wird die Fokus Kollektion durch die Pendelversion (S. 222).*

*Небольшой потолочный светильник из сверхпрозрачного белого окрашенного стекла с рассеянным светом.  
Дизайн светильника отличается объемом рассеивателя.  
Коллекция Fokus дополняется подвесной версией (стр. 222).*

# Fokus



**5186**

**.57** Vetro bianco - White glass

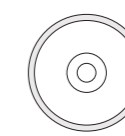
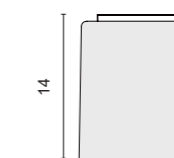
Light sources

G9 LED

3,5W 3000K 350lm (art. 0092/16)



0,80 Kg



Ø 11



Una rivisitazione delle lampade degli anni 60 e 70 realizzate con gli stessi materiali ottone lucido o satinato.

Le lampadine LED E27 in vetro con effetto ceramico bianco ricreano l'impressione dei vetri opale in voga all'epoca.

La collezione Olim si completa con le versioni da Tavolo (pg. 262).

*A recall to the lamps of the 60s and 70s using same materials: polished or satin brass.*

*The E27 LED bulbs with white ceramic effect reproduces the effect of opal glass, trend of that time.*

*The Olim collection is completed with the table application (pg. 262).*

*Une réinterprétation des lampes des années 60 et 70 réalisées avec les mêmes matériaux, laiton poli ou satiné.*

*Les ampoules LED en verre E27 à effet céramique blanche recréent l'impression de verre opale en vogue à l'époque.*

*La collection Olim est complétée par les versions de table (p. 262).*


*Una reinterpretación de las lámparas de los años 60 y 70 fabricadas con los mismos materiales, latón pulido o satinado.*

*Las bombillas LED de vidrio E27 con efecto cerámico blanco recrean la impresión del vidrio opalino en voga en ese momento.*

*La colección Olim se completa con las versiones de mesa (pág. 262).*

*Eine Reminiszenz an die Lampen der 60er und 70er Jahre mit den gleichen Materialien: poliertes oder satiniertes Messing. Die E27 LED-Lampen mit weißem Keramikeffekt reproduzieren die Wirkung von Opalglas, dem Trend dieser Zeit. Abgerundet wird die Kollektion Olim mit der Tischapplikation (S. 262).*

*Технологический возврат к лампам 60-х и 70-х годов с использованием тех же материалов: полированной или сатинированной латуни. Светодиодные лампы E27 с эффектом белой керамики воспроизводят тренд того времени эффект опалового стекла. Коллекция Олим дополняется настольным приложением (стр. 262).*



# Olim



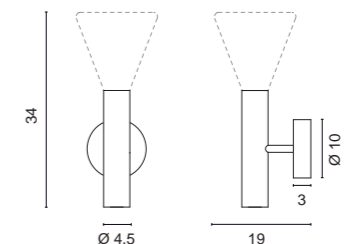
## 4608

- .21 Dorato lucido - Shiny golded
- .25 Dorato satinato - Satin golded

### Light sources

E27 LED  
6W 2700K 540lm CRI>90 (01LP2)  
6W 2700K 540lm CRI>90 (01LP8)

0,60 Kg



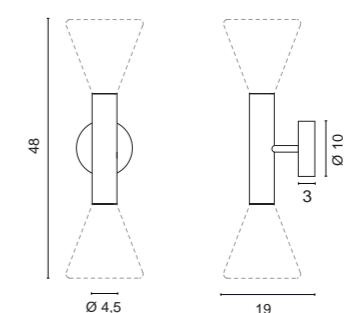
## 4609

- .21 Dorato lucido - Shiny golded
- .25 Dorato satinato - Satin golded

### Light sources

E27 LED  
2x6W 2700K 540lm CRI>90 (01LP2)  
2x6W 2700K 540lm CRI>90 (01LP8)

0,70 Kg



Struttura in ottone satinato  
Structure in satin brass



Struttura in ottone lucido  
Structure in shiny brass

### Sorgenti - Bulbs

#### 01LP2

Porcellana - Porcelain

Color temperature 2700K  
Light sources E27 LED 6W  
lm 540lm  
Dimmerabile - Dimmable

Ø 14,3



#### 01LP8

Porcellana - Porcelain

Color temperature 2700K  
Light sources E27 LED 6W  
lm 540lm  
Dimmerabile - Dimmable

Ø 15,5



Lampada da esterno IP65 per installazione a soffitto/parete. Corpo in alluminio anodizzato e verniciato bianco, schermo in metacrilato opalino. Diffusore in vetro pressato extra-chiaro lucidato. Modulo LED da 700Lm a tensione di rete 220/240V di ultima generazione.

*Ceiling/wall lamp IP65 for outdoor use. Aluminum body is anodized and white painted, opal methacrylate screen. Polished pressed extra-clear glass diffuser. The lamp is fitted with 700Lm latest generation LED plate for main supply 220-240V.*

*Lampe plafond/mur IP65 pour usage extérieur. Corps en aluminium anodisé et verni blanc, écran de méthacrylate opalin. Diffuseur en verre pressé poli extra-clair. Module LED 700Lm LED à tension du réseau 220-240V de nouvelle génération.*

*Wand- und Deckenleuchte für Außenbereiche mit Schutzart IP65. Gehäuse aus eloxiertem und weiß lackiertem Aluminium, Schirm aus opalisiertem Acrylglas. Diffusor aus Pressglas, extraklar und poliert. Die Leuchte ist ausgestattet mit einem 700lm LED-Modul neuester Generation für Netzspannung 220-240V.*

*Lámpara de techo/pared IP65 para exteriores. Cuerpo de aluminio anodizado y pintado blanco. Pantalla de metacrilato opalino y difusor de cristal prensado extra claro pulido. La lámpara está equipada con módulo LED 700Lm de última generación para tensión de red 220-240V.*

*Потолочный/настенный светильник для наружного использования IP65. Анодированный алюминий, окрашен в белый цвет. Рассеиватель из матового метакрилата. Диффузор из сверхяркогo стекла. Светодиод на плате последнего поколения 700лм для подключения в сеть 220в.*

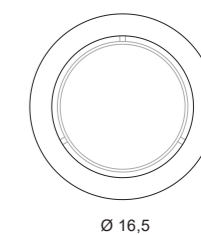
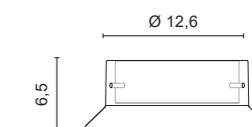
# Roc



**5539**  
**.01** Bianco - White

Color temperature	Light sources	lm
<b>WW</b> 3000K	LED 8,7W	670lm

IP65 1,50 Kg



Lampada da esterno IP65 per installazione a soffitto/parete.  
Corpo in alluminio anodizzato e verniciato bianco, diffusore in metacrilato satinato.  
Riflettore in alluminio anodizzato verniciato bianco o nero oppure in rame lucidato protetto da verniciatura trasparente zapon.  
Modulo LED da 670Lm a tensione di rete 220/240V di ultima generazione.

*Ceiling/wall lamp IP65 for outdoor use.  
Anodized aluminum body painted in white, satin methacrylate diffuser.  
Anodized aluminum reflector white or black finish, or polished copper protected with zapon clear varnish.  
Latest generation LED 670Lm plate for main supp*


*Lampe plafond/mur IP65 pour usage extérieur.  
Corps en aluminium anodisé verni blanc et diffuseur en méthacrylate satiné.  
Réflecteur en aluminium anodisé verni blanc ou noir, ou en cuivre dépoli protégé avec vernis transparent zapon.  
Module LED 670Lm LED à tension du réseau 220-240V de nouvelle génération.*

*Wand-/Deckenleuchte für Außenbereich mit Schutzart IP65.  
Gehäuse aus eloxiertem Aluminium weiß und Diffusor aus satiniertem Methacrylat.  
Reflektor aus eloxiertem Aluminium Ausführung weiß oder schwarz, oder aus Kupfer poliert mit farblose zapon-Lack geschützt.  
670Lm neuester Generation LED-Modul für Netzspannung 220-240V.*

*Lámpara de techo/pared IP65 para exteriores  
Cuerpo de aluminio anodizado pintado blanco y pantalla de metacrilato satinado.  
Reflector de aluminio anodizado pintado blanco o negro, o en cobre pulido protegido con barniz zapon incoloro.  
Modulo LED 670Lm de última generación para tensión de red 220-240V.*

*Потолочный/настенный светильник для наружного использования IP65.  
Корпус из анодированного алюминия окрашен в белый цвет. Рассеиватель из сатинированного метакрилата.  
Отражатель из анодированного алюминия, окрашен в белый или черный цвет, или из полированной меди, покрытый защитным прозрачным лаком.  
Светодиодный модуль последнего поколения со световым потоком 670лм, подключается напрямую в сеть 220в.*

# Jazz



Codici finiture - Finishes codes

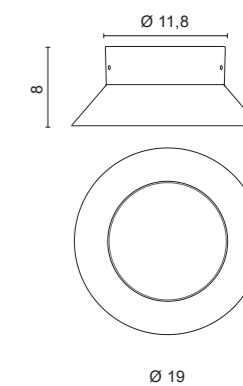


**.01** Bianco - White    **.02** Nero - Black    **.38** Ramato lucido - Shiny copper

**5538**

- .01** Bianco - White
- .02** Nero - Black
- .38** Ramato lucido - Shiny copper

Color temperature	Light sources	lm
<b>WW</b> 3000K	LED 8,7W	670lm
		0,60 Kg



CODICE	PRODOTTO	Pag	CODICE	PRODOTTO	Pag
1104	LIOLA'	217	1674	MATITA	42
1106	LIOLA'	217	1675	MATITA	42
1107	LIOLA'	217	1676	MATITA	44
1108	LIOLA'	217	1677	MATITA	44
1133	MIR	209	1678	IRIS	60
1147	ALEA	221	1679	IRIS	61
1148	FOKUS	222	1680	TULIPANO	65
1171	LANCIA TONDA CAVO	172	1681	TULIPANO	65
1172	LANCIA TONDA CAVO	172	1682	TULIPANO	65
1173	LANCIA TONDA CAVO	172	1683	TULIPANO	65
1504	POOL	155	2110	DAMA	252
1506	MORK SYSTEM	149	2111	DAMA	252
1507	MORK	147	2115	OLIM	263
1516	PRÊT-À-PORTER	211	2117	ALBA	249
1517	MATASSA	219	2127	MATASSA	255
1518	MATASSA	219	2128	MATASSA	255
1519	MATASSA	219	2129	MATASSA	255
1524	PHANTOM	189	2502	KALLA	257
1525	PHANTOM	189	2506	LANCIA	235
1535	SPIRITS	141	2512	UNIDEA	260
1539	LANCIA SYSTEM	100	2513	LANCIA TONDA	227
1541	RAIL	177	2514	LANCIA TONDA	227
1542	RAIL	177	2520	MATITA	25
1545	RAIL BIEMISSIONE	179	3091	DAMA	253
1546	RAIL BIEMISSIONE UGR	181	3092	DAMA	253
1547	RAIL UGR	180	3098	ALBA	249
1549	BALOON	201	3508	BUREAU	243
1554	BUREAU	166	3509	BUREAU	243
1558	PAVILLON	197	3510	NEWTON	247
1559	EXTRA SYSTEM	109	3511	UNIDEA	261
1561	RAIL QUADRA	185	3512	UNIDEA	261
1562	LANCIA TONDA	84	3513	LANCIA TONDA	229
1563	LANCIA TONDA	85	3414	LANCIA TONDA	229
1564	LANCIA TONDA	85	3515	LANCIA TONDA	229
1565	LANCIA CAVO	170	3517	BALOON	245
1566	LANCIA TONDA	84	3520	SILHOUETTE	239
1567	LANCIA DI ACHILLE	115	3521	SILHOUETTE	239
1568	PEVERA SYSTEM	125	3522	LANCIA	232
1569	PEVERA SYSTEM	125	3523	LANCIA	232
1570	RADAR	159	3524	BI LANCIA	233
1571	RADAR	159	3525	BI LANCIA	233
1572	RADAR	159	3530	MATITA	23
1575	LANCIA TONDA XL	89	3531	MATITA	23
1576	LANCIA TONDA XXL	89	3532	MATITA	23
1577	LANCIA	117	3533	IRIS	57
1580	STICK SYSTEM	120	3535	VIRGOLA	81
1581	STICK SYSTEM	120	4021	FUSO'	405
1582	STICK SYSTEM	120	4023	FUSO'	405
1591	NEWTON SYSTEM	132	4209	LIOLA'	403
1592	NEWTON SYSTEM	132	4249	FRIDA	400
1593	CHARME	163	4251	FRIDA	400
1594	CHARME	163	4281	ALEA	373
1599	GIOVE	193	4282	ALEA	371
1600	UNIDEA	204	4331	SIBA	395
1601	UNIDEA	204	4333	SIBA	395
1602	UNIDEA	204	4392	ALBA	383
1603	UNIDEA	205	4393	ALBA	383
1604	UNIDEA	205	4501	KALLA	380
1660	EGOTUBE	213	4504	IKON	333
1661	EGOTUBE	213	4524	BALOON	345
1665	WANDA SYSTEM	96	4533	MATASSA	387
1670	MULTI LANCIA SYSTEM	104	4534	MATASSA	387
1671	MULTI LANCIA SYSTEM	104	4540	KALLA	381

CODICE	PRODOTTO	Pag	CODICE	PRODOTTO	Pag
4541	KALLA	381	5159	FLIP MAXI	377
4548	QUINTA	408	5161	FLIP MAXI PUSH - 1...10V dimming / DALI dimming	377
4552	MAYA	390	5176	ALEA	373
4561	ALEA LED	367	5185	ALEA	371
4562	NEWTON	318	5186	FOKUS	413
4564	MATS	315	5229	MATASSA	412
4565	MATS	315	5230	MATASSA	386
4566	LANCIA MINI	305	5233	PRÊT-À-PORTER	389
4567	LANCIA	303	5234	MUSA	391
4568	LANCIA	303	5235	MUSA	408
4569	LANCIA	303	5236	PHANTOM	363
4570	LANCIA	306	5237	PHANTOM	363
4574	CI	311	5241	MUSA PUSH - 1...10V dimming / DALI dimming	408
4575	CI	311	5242	PHANTOM PUSH - 1...10V dimming / DALI dimming	363
4576	CI	311	5243	PHANTOM PUSH - 1...10V dimming / DALI dimming	363
4577	CI	311	5518	MUSA	409
4578	RAIL	357	5519	MUSA	409
4579	RAIL	357	5529	FLIP	376
4582	MOONLIGHT	285	5538	JAZZ	419
4583	MOONLIGHT	285	5539	ROC	417
4584	FLOWER	295	5540	RAIL	359
4585	FLOWER	295	5541	RAIL	359
4587	BUREAU	347	5561	ALEA LED	369
4588	BUREAU PUSH - 1...10V dimming / DALI dimming	347	5562	RAIL QUADRA	353
4590	Q-LIGHT	291	5567	LANCIA	305
4591	Q-LIGHT	291	5568	LANCIA	305
4592	ECLIPSE TONDA	274	5587	JOYSTCK	337
4593	ECLIPSE QUADRA	275	5588	JOYSTCK	337
4594	DEMI	280	5589	JOYSTCK	337
4595	IKON MAXI	333	5600	RINGO	411
4596	ELLEIN	276	5601	RINGO	411
4599	ELLEOUT	278	5602	LANCIA TONDA	269
4601	EXTRA	397	5603	LANCIA TONDA	269
4602	EXTRA	397	5604	LANCIA TONDA	269
4603	EXTRA	397	5605	LANCIA TONDA	271
4604	EXTRA	397	5607	RADAR	349
4605	LANCIA TONDA	267	5608	RADAR	349
4606	LANCIA TONDA	267	5610	CHARME	351
4607	LANCIA TONDA	267	5611	CHARME	351
4608	OLIM	415	5650	GIOVE	299
4609	OLIM	415	5651	MARTE	339
4610	NEWTON SLIM	323	5652	MARTE	339
4611	NEWTON FLAT	321	5654	URANO	343
4612	NEWTON	318	5655	SATURNO	341
4613	NEWTON SLIM	323	5660	EGOTUBE	329
4614	NEWTON FLAT	321	5661	EGOTUBE	329
4618	NEWTON	319	5662	CUT	327
4619	NEWTON	319	5664	EGOKUBE	325
4620	MOONLIGHT	285	5665	EGOKUBE	325
4625	ECLIPSE IP	76	5671	MATITA	34
4627	AURORA	51	5672	MATITA	35
4628	AURORA PUSH - 1...10V dimming	51	5675	AURORA	53
4629	AURORA DALI dimming	51	5676	AURORA PUSH - 1...10V dimming	53
4631	MATITA	31	5677	AURORA DALI dimming	53
4632	MATITA	28	6701	MATITA	39
4633	MATITA	28	6702	MATITA	39
4634	MATITA	29	6703	MATITA	39
5038	LUNA	393	A1562	LANCIA TONDA SYSTEM	92
5039	LUNA	393	A1563	LANCIA TONDA SYSTEM	92
5132	FRIDA	401	A1564	LANCIA TONDA SYSTEM	92
5134	FRIDA	401	A1566	LANCIA TONDA SYSTEM	92
5139	FRIDA	401			
5150	FRIDA	401			



I nostri prodotti sono costruiti in conformità alle norme europee CEI-EN 60598 e, come tali, recano la marcatura CE.

Our fittings are manufactured in conformity with the european standard CEI-EN 60598 and, consequently, get the mark CE.

Nos appareils sont fabriqués en conformité aux règles européennes CEI-EN 60598 et, par conséquence, fournis avec marque CE.

Unsere Produkte werden gemäss europäischer Norm CEI-EN 60598 hergestellt und sind als solche mit dem CE-Zeichen gekennzeichnet.

Nuestros productos son fabricados de conformidad con las normas europeas UNE EN 60598 y, como tal, lleva la marca CE.

Наши изделия изготовлены в соответствии с европейскими нормами CEI-EN 60598 и поэтому отмечены знаком CE.

Egoluce s.r.l. si riserva la facoltà di modificare, in qualsiasi momento e senza preavviso, le caratteristiche tecniche dei modelli illustrati nel presente catalogo.  
I colori si intendono indicativi.


Egoluce s.r.l. reserves the right to change, at any time and without prior warning, the technical specification of any product illustrated in this catalogue.  
Colours are simply indicative of the real nuance.

Egoluce s.r.l. se réserve le droit de modifier, à n'importe quel moment et sans préavis, les caractéristiques techniques des éléments illustrés dans ce catalogue.  
Les couleurs sont simplement a titre indicatif.

Egoluce s.r.l. behält sich vor, jederzeit und fristlos die in beiliegendem Katalog erläuterten technischen Daten zu ändern.  
Die Farben sind nicht genau wirklichkeitsgetreu.

Egoluce s.r.l. Nos reservamos el derecho de cambiar, en cualquier momento y sin previo aviso de las especificaciones de los productos mostrados en este catálogo.  
Los colores son aproximados.

Фабрика Egoluce s.r.l. сохраняет за собой право в любое время и без предварительного уведомления менять технические спецификации любого изделия в этом каталоге.



Egoluce s.r.l. si riserva la facoltà di modificare, in qualsiasi momento e senza preavviso, le caratteristiche tecniche dei modelli illustrati nel presente catalogo.  
I colori si intendono indicativi.

Egoluce s.r.l. reserves the right to change, at any time and without prior warning, the technical specification of any product illustrated in this catalogue.  
Colours are simply indicative of the real nuance.

**ART DIRECTION, LAYOUT, GRAPHICS**

U.T. Egoluce

**PHOTOS**

Bordegoni s.r.l.

**PRINTING**

Rotolito - Italy

## Gradi di protezione - IP

1a cifra protezione alla penetrazione di corpi solidi.  
1st digit: protection against penetration by solid bodies.

0  
Non protetto.  
No protection.


1  
Protetto da corpi solidi superiori a 50mm.  
Protected against solid matters (over 50mm).

2  
Protetto da corpi solidi superiori a 12mm.  
Protected against solid matters (over 12mm).

3  
Protetto da corpi solidi superiori a 2,5mm.  
Protected against solid matters (over 2,5mm).


4  
Protetto da corpi solidi superiori a 1mm.  
Protected against solid matters (over 1mm).

5   
Protetto contro la polvere.  
Dust proof.


6   
Totalmente protetto contro la polvere.  
Fully dust proof.

2a cifra protezione contro la penetrazione d'acqua.  
2nd digit: protection against penetration by water.

0  
Non protetto.  
No protection.

1   
Protetto contro la caduta verticale di gocce d'acqua.  
Protected against drops of water falling vertically.

3   
Protetto contro la pioggia.  
Rain proof fixture.

4   
Protetto contro gli spruzzi.  
Splash proof fixture.


5   
Protetto contro getti d'acqua.  
Water jet proof.


6  
Protetto contro le ondate.  
Wave proof.


7   
Protetto contro immersione.  
Watertight immersion fixture.


## Simboli - Signs

  
Foro incasso.  
Cut out.

  
Alimentatore incluso – Alimentatore non incluso  
Converter included – Converter not included

  
Lunghezza cavo  
Cable length

  
Dimmer incluso  
Dimmer included



  
CRI > 90 Indice di resa cromatica  
CRI > 90 Color rendering index

  
Apparecchio riparabile  
Fixture repairable

## Codice colore luce - Light Color Codes


**/XW** Extra White LED 2700K  
**/WW** Warm White LED 3000K  
**/W** Natural White LED 4000K  
**/CW** Cold White LED 5000K  
**/RGB** RGB LED   
**/B** Blue LED


## Codice versioni - Option Codes


**/EM** Emergenza  
Emergency  
**/DIM** Dimmerabile   
Dimming  
**/DALI** Dimmerabile   
Dimming  
**/ST** Con diffusore satinato  
Satin diffuser  
**/TR** Con diffusore trasparente  
Transparent diffuser  
**/P** Con protezione IP 44  
IP 44 protection

I valori di lumen (lm) riportati si riferiscono al flusso luminoso nominale della sorgente LED  
The values of lumens (lm) indicated referring to the nominal luminous flux of the LED source


## Marchi - Mark

  
Apparecchio in Classe II, munito di isolamento doppio o rinforzato.  
Fixture on Class II, with double or reinforced insulation.

  
Apparecchio a bassissima tensione con trasformatore remoto.  
SELV fixture with remote transformer.

  
Apparecchio adatto ad essere installato su superfici normalmente incombustibili.  
Fixture ready for installation on normally inflammable surfaces.





MADE IN ITALY

EGOLUCE s.r.l. Via I. Newton, 12 - 20016 Pero - Milano - Italy - Tel. +39 02339586.1 - Italia fax +39 023535112  
Int. fax +39 0233911087 E-mail: info@egoluce.com - Int. E-mail: infoworld@egoluce.com - www.egoluce.com